Project Manual

UNIVERSITY OF MAINE

Jenness Hall Renovation - Phase 1
Demolition, Abatement, and Fireproofing

Orono, Maine

SUBMITTED BY:
SMRT Architects & Engineers
November 6, 2026
Project # 26105
smrtinc.com

SMRT

SECTION 00 01 01

PROJECT MANUAL

FOR

UM JENNESS HALL RENOVATION
PHASE 1
DEMOLITION, ABATEMENT, AND FIREPROOFING

UNIVERSITY OF MAINE

Date
11/06/2026

Prepared by:
SMRT Architects and Engineers

END OF SECTION 00 01 01

SECTION 00 01 07
SEALS PAGE



SECTION 00 01 10
TABLE OF CONTENTS

				# of Pages
PROCUREMENT AND CONTRACTING REQUIREMENTS GROUP				
DIVISION 00 – PROCUREMENT AND CONTRACTING REQUIREMENTS				
Introductory Information				
00	01	01	Project Title Page	1
00	01	07	Seals Page	1
00	01	10	Table of Contents	2
00	01	15	List of Drawing Sheets	1
Procurement Requirements				
00	11	13	Advertisement for Bids	1
00	21	13	Instructions to Bidders	2
00	41	13	Bid Form	1
00	43	13	Bid Security Form	2
Contracting Requirements				
00	51	00	Notice of Award	1
00	52	13	Construction Contract Agreement Form	2
00	61	13.13	Performance Bond Form	1
00	61	13.16	Payment Bond Form	1
00	62	16	G715 Supplemental Attachment for ACORD Certificate of Insurance	2
00	62	16.10	Certificate of Liability Insurance (ACORD)	2
00	62	16.11	Commercial General Liability Coverage Form (ISO CG 00 01 12 04)	15
00	62	16.12	Additional Insured – Owners, Lessees or Contractors – Scheduled Person or Organization (ISO CG 20 10 07 04)	1
00	62	16.13	Additional Insured – Owners, Lessees or Contractors – Completed Operations (ISO CG 20 37 07 04)	1
00	62	16.14	Designated Location(s) General Aggregate Limit (ISO CG 25 04 03 97)	2
00	62	73	G703 Schedule of Values Form (Continuation Sheet)	1
00	62	76	G702 Application for Payment Form	1
00	62	76.13	Sales Tax Form	1
00	62	76.16	G707A Consent of Surety to Reduction in or Partial Release of Retainage Form	1
00	62	79	Stored Material Form	2
00	63	14	G716 Request for Information Form	1
00	63	33	G710 Architect's Supplemental Instructions Form	1
00	63	46	G714 Construction Change Directive Form	1
00	63	57	G709 Proposal Request Form	1
00	63	63	G701 Change Order Form	1
00	65	16	G704 Certificate of Substantial Completion Form	1
00	65	19	Certificate of Completion Form	1
00	65	19.13	G706 Contractor's Affidavit of Payment of Debts and Claims Form	1
00	65	19.16	G706A Contractor's Affidavit of Release of Liens Form	1
00	65	19.17	Waiver of Lien	1
00	65	19.18	Subcontractor/Supplier Conditional Release and Waiver of Lien	2
00	65	19.19	G707 Consent of Surety to Final Payment Form	1
00	71	00	Abatement Contracting Definitions	2
00	72	00	A201 General Conditions of the Contract for Construction	43
00	73	00.11	Schedule of Liquidated Damages	1
00	73	16	Insurance Requirements – A101 Exhibit A Insurance and Bonds	8
00	73	46	Wage Determination Schedule	1
SPECIFICATIONS GROUP				
GENERAL REQUIREMENTS SUBGROUP				
DIVISION 01 – GENERAL REQUIREMENTS				
01	11	00	Summary of Work	5
01	11	13	Abatement Work Covered by Contract Documents	5
01	14	00	Work Restrictions	3
01	23	00	Alternates	2

01 26 00	Contract Modification Procedures	2
01 29 00	Payment Procedures	4
01 30 00	Administrative Requirements	11
01 32 00	Construction Progress Documents	11
01 33 00	Submittal Procedures	9
01 35 13.43	Special Provisions for Contaminated Sites	2
01 35 29.13	Worker Protection -Asbestos Abatement	2
01 35 43	Environmental Procedures	2
01 35 43.13	Environmental Procedures for Hazardous Materials	2
01 35 43.14	HEPA Ventilation System	1
01 40 00	Quality Requirements	13
01 50 00	Temporary Facilities and Controls	9
01 57 19	Temporary Environmental Controls	2
01 71 33	Protection of Adjacent Construction	2
01 73 00	Execution	7
01 74 19	Construction Waste Management	2
01 74 23	Cleanup Procedures for Asbestos Abatement	1
01 77 00	Closeout Procedures	6
01 77 19	Closeout Requirements	1
01 78 00	Closeout Submittals	8

FACILITY CONSTRUCTION SUBGROUP
DIVISION 02 – EXISTING CONDITIONS

02 41 00	Demolition	8
02 82 13	Demolition of Asbestos Containing Material	8
02 82 33	Removal and Disposal of Asbestos Containing Materials	8
02 60 00	Hazardous Material Assessment	530
02 60 19	Hazardous Material Survey	3

DIVISION 07 – THERMAL AND MOISTURE PROTECTION

07 81 00	Applied Fireproofing	12

END OF SECTION 00 01 10

SECTION 00 01 15
LIST OF DRAWING SHEETS
(Refer to SMRT Drawings dated 11/06/2026 for list of drawing sheets)

Sheet Title	Sheet Number	
Title	Number	Date

END OF SECTION 00 01 15

SECTION 00 11 13
ADVERTISEMENT FOR BIDS

Bids for: **UM Jenness Hall Renovation: Phase 1 – Demolition, Abatement, and Fireproofing**

Shall be submitted electronically to cppmquestions@maine.edu
With the following Email Subject Line: **UM Jenness Hall Renovation: Phase 1 – Demolition, Abatement, and Fireproofing**

Bids will be received until **2:00PM** on **Tuesday, December 15, 2026** at which time Bids will be opened and read aloud via Zoom.

Bid opening attendance is available via PC, Mac, Linux, iOS or Android:
Zoom https://maine.zoom.us/j/87126341516?pwd=N2vXHt1PTkbmUsnyGf8OLFrDU370Jp.1&jst=2
Password: 874432
Or via telephone (US) +1 646-876-9923
Meeting ID: 87126341516

Bids received after the stated time will not be considered and will be returned unopened.

Electronic bid submission must be accompanied by a copy of a satisfactory Bid Bond for 5% of the Bid (checks will not be accepted) which shall be in conformity with the form of Bond contained in Section 00 43 13 of the Specifications. Upon determination of the apparent low bidder, the University will contact the low bidder and request an original hard copy of the bid bond be delivered within 72 hours. The University reserves the right to waive all formalities and reject any or all bids or to accept any bids. Scholarships, donations or gifts to the University will not be considered in the evaluation of responses.

Electronic Bid Submission Requirements:
A **SIGNED** virus-free electronic bid form must be submitted as follows:

- The bid and bid bond must be submitted electronically as a single PDF file to the email address shown above.
- Electronic submission must be received by the required **Date/Time** reflected above.

The successful Bidder will be required to furnish a 100% Performance Bond and a 100% Payment Bond to cover the execution of the Contract which shall be in conformity with the form of Bonds contained in Sections 00 61 13.13 and 00 61 13.16, respectively, of the Specifications and shall be for the Contract amount.

Bidders must attend a **mandatory** pre-bid meeting on Thursday, November 12, 2026, at 10:00AM at Jenness Hall, 41 Flagstaff Rd Orono, ME 04469. Attendees are to meet in the Jenness Hall lobby. Copies of plans and specifications will not be available at the pre-bid meeting. Acquiring or reviewing plans and specifications prior to the meeting is advised.

Project Summary: Approximately 18,599 SF of general interior building demolition, ACM abatement and Sprayed Fire-Resistive Material (SFRM) of select areas of existing steel framing located on floors 1,2 and 3 of the original Jenness Hall building.

Any questions related to the plans and specifications must be submitted prior to 4:00PM onThursday,November 19, 2026, via email to Sarah Cline, Project Manager, University of Maine; cppmquestions@maine.edu

The University of Maine System is an EEO/AA institution and does not discriminate on the grounds of race, color, religion, sex, sexual orientation, transgender status, gender, gender identity or expression, ethnicity, national origin, citizenship status, familial status, ancestry, age, disability physical or mental, genetic information, veteran or military status in employment, education, and all other programs and activities. The following person has been designated to handle inquiries regarding non-discrimination policies: Director of Equal Opportunity, 5713 Chadbourne Hall, Room 412, University of Maine, Orono, ME 04469-5754, 207.581.1226, TTY 711 (Maine Relay System). The University provides reasonable accommodation to

qualified individuals with disabilities upon request. General contractors, subcontractors, and product suppliers bidding on this project must subscribe and adhere to the same.

END OF SECTION 00 11 13

SECTION 00 21 13
INSTRUCTIONS TO BIDDERS

1. At the time of the opening of bids, each bidder will be presumed to have inspected the site and to have read and to be thoroughly familiar with the plans and contract documents, including all addenda. The failure or omission of any bidder to receive or examine any form, instrument, or document shall not relieve any bidder from any obligation in respect to the bid. The Owner reserves the right to accept or reject any or all bids as may best serve the interests of the University of Maine System.

2. Subject to the University System's right, reserved herein, to accept or reject any or all bids, the General Contractor will be selected on the basis of the sum of the lowest base bid, plus such of the alternates as the University System desires to use.

3. The University System is exempt from the payment of Federal Excise Taxes on articles not for resale and the Federal Transportation Tax on all shipments. The Contractor shall quote less these taxes. Upon application, exemption certificates will be furnished when required.

4. No proposal may be withdrawn during a period of thirty (30) calendar days immediately following the opening thereof.

5. No contract may be assigned, sublet or transferred without the written consent of the University of Maine System.

6. All individuals not residents of this State must comply with the provisions of 14 MRSA §704-A.

7. The successful bidder, or bidders, will be required to furnish 100% Contract Bonds to cover the execution of the contract, in accordance with the AIA Document A101 - 2017 Exhibit A and Article 11 of the AIA Document A201 – 2017 General Conditions of the Contract for Construction.

8. Contractors may be required to furnish a statement of their business experience, record of accomplishments, and financial responsibility, at the discretion of the University System.

9. The base bid shall be based on the materials, methods, equipment and products, as specified.

10. Bidders shall submit the bid on the Bid Form provided in the Specifications, Section 00 41 13.

11. Any materials, methods, equipment and products not herein specified, but worthy of consideration by any General or Subcontractor, may be introduced by a separate letter attached to the regular bid. The Bidder shall state the cost comparison with the specified materials, methods, equipment and products, and the reason for the suggested substitution. It shall be understood by all bidders that the attached letter proposing substitutions shall not be used to determine the low bidder and that all bids are based on specified products.

12. Telegraphic or facsimile proposals will not be considered, but modification of proposals already submitted will be considered if received prior to the hour set for receipt of proposals. If the telegram or facsimile discloses the amount of the proposal, the proposal will be declared invalid. The bidder bears full responsibility to assure that the correction is delivered to the proper location and within the time required.

13. Where a bidder wishes a product to be considered an "approved equal" for bidding purposes, the product, along with all supporting documentation, shall be submitted to the architect for review a minimum of 10 calendar days prior to the bid opening date or the file bid due date, if file bids are required on the project. Products which are determined to be an "approved equal" for bidding purposes shall be listed in an addendum issued so as to be received by bidders no less than 72 hours prior to the bid date or the file bid due date if file bids are required.

14. Where the Bid Form requires the tabulation of subcontractors other than "File Bidders," the Bidder shall list the name of the firm the bidder intends to use in the event the bidder receives the contract award.

15. Bidders may appeal the award decision by submitting a written protest to the University of Maine System

Chief Facilities and General Services Officer within five (5) business days of the date of the award notice (Notice of Award) with a copy of the protest to the successful bidder. The protest must contain a statement of the basis for the challenge.

END OF SECTION 00 21 13

SECTION 00 41 13
BID FORM – SHORT FORM

BIDDER: _____

Physical/Street Address _____

City, State ZIP _____

University of Maine
Office of Facilities Management
5765 Service Building
Orono ME 04469-5765

Having carefully examined the form of contract, general conditions and plans and specifications contained therein for UM Jenness Hall Renovation Phase 1 Demolition, Abatement, and Fireproofing, as well as the premises and conditions affecting the work, we the undersigned propose to furnish all labor, equipment, and materials necessary for and reasonably incidental to the construction and completion of this contract for the sum of _____

_____ Dollars ($_____).

Alternate prices as follows:

Alternate 1._____ $_____

Alternate 2._____ $_____

Alternate 3._____ $_____

Alternate 4._____ $_____

Alternate 5._____ $_____

Unit price for abatement of 100 square feet of black mastic: $_____

This proposal includes the cost of 100% Performance Bond plus 100% Payment Bond.

The receipt of the following addenda to plans and specifications is hereby acknowledged:

ADDENDUM #_____ DATED_____ ADDENDUM #_____ DATED_____

ADDENDUM #_____ DATED_____ ADDENDUM #_____ DATED_____

Any material or materials not specified in the bidding document but worthy of consideration may be introduced by the bidder by a separate letter attached to this Bid. A cost comparison must be included giving the comparison with the Material specified and the reason for the suggested substitution. The basic bid shall be as specified.

The undersigned agrees, if this Bid is accepted to sign a contract and deliver it, along with the bonds and affidavits for all insurance specified within twelve (12) calendar days after the date of notification of such acceptance, except if the 12th day falls on a Saturday, Sunday or holiday, then the conditions will be fulfilled if the required documents are received before 12 o'clock noon on the day following the holiday, or the Monday following the Saturday or Sunday, and as a guarantee thereof, herewith submits a bid bond as required.

The undersigned agrees, if awarded the Contract, to substantially complete the work on or before February 12, 2027 . The undersigned also agrees, if awarded the Contract, that no more than 80% of the contract amount will be sublet to other contractors.

Signed (by individual authorized to sign contract) _____

By (printed name & title)_____ Phone _____

PO Box (if applicable)_____Email_____

NOTE: If bidder is a corporation, write State of Incorporation, and if a partnership, give full names of all partners.

END OF SECTION 00 41 13

SECTION 00 43 13

BID SECURITY FORM

KNOW ALL BY THESE PRESENTS, THAT WE, the undersigned, as PRINCIPAL _____

_____, and _____

_____ as SURETY, are hereby held and firmly bound unto the Treasurer of the UNIVERSITY OF MAINE SYSTEM in the penal sum of _____

_____for the payment of which, well and truly to be made, we hereby jointly and severally bind ourselves, our heirs, executors, administrators, successors and assigns, signed this _____ day of _____, 20 _____.

The condition of the above obligation is such that whereas the Principal has submitted to UNIVERSITY OF MAINE SYSTEM, BY AND THROUGH THE UNIVERSITY OF MAINE, a certain proposal, attached hereto and hereby made a part hereof, to enter into a contract in writing for the [and INSERT PROJECT NAME HERE].

NOW THEREFORE,

(a) If said proposal shall be rejected, or, in the alternate

(b) If said proposal shall be accepted and the Principal shall execute and deliver a contract in the form of contract attached hereto (properly completed in accordance with said proposal) and shall furnish a bond for faithful performance of said contract, and for the payment of all persons performing labor or furnishing materials in connection therewith, and shall in all other respects perform the agreement created by the acceptance of said proposal, then this obligation shall be void, otherwise the same shall remain in force and effect: It being expressly understood and agreed that the liability of the surety for any and all claims hereunder shall, in no event, exceed the penal amount of this obligation as herein stated.

The Surety, for value received, hereby stipulates and agrees that the obligation of said Surety and its bond shall be in no way impaired or affected by any extension of the time within which the principal may accept such proposal: and said Surety does hereby waive notice of any such extension.

In the event suit is brought upon this bond by the Treasurer of the UNIVERSITY OF MAINE SYSTEM, Surety shall pay reasonable attorneys' fees and costs incurred by the Treasurer of the UNIVERSITY OF MAINE SYSTEM in such suit.

IN WITNESS WHEREOF, the Principal and Surety have hereunto set their hands and seals, and such of them as are corporations have caused their corporate seals to be hereto affixed and these presents to be signed by their proper officers, the day and year first set above.

PRINCIPAL: _____

By: _____
L.S.

SURETY: _____

SURETY ADDRESS: _____

_____

By: _____
L.S.

****DO NOT ALTER LANGUAGE****

END OF SECTION 00 43 13

SECTION 00 51 00

NOTICE OF AWARD

DATE

Vendor Name
Vendor Address.
Vendor Address

RE: ***NOTICE OF AWARD – PROJECT NAME***
UNIVERSITY OF MAINE

Dear (vendor name),

You are hereby notified that the University of Maine System, by and through the University of Maine, accepts your Bid of **$00.00** for the above named project, subject to final resolution of any bid protests and the parties' ability to establish and confirm final terms, as well as the execution of a written contract and your furnishing satisfactory bonds within twelve (12) calendar days as provided in the bidding documents.

This Notice of Award will permit you to proceed with the ordering of materials and scheduling the work so that the project can be completed on time. Should you fail to execute a contract or furnish satisfactory bonds within the stipulated time, the bid bond accompanying your proposal will be forfeited to the University of Maine System as liquidated damages.

Enclosed is your contract agreement for signature. Further, please have your surety provide one original each of the Performance Bond and the Payment Bond, as prescribed in Sections 00 61 13.13 and 00 61 13.16 of the bid document, and a properly executed "Power of Attorney." Please advise your surety agent that the bonds should carry the same date as this Notice of Award and the Contract Agreement. **All originals of the signed contract, bonds and insurance certificates should be forwarded directly to Saundra Binette, Capital Contracts Administrator, 5765 Service Building, Orono, ME 04469.** Once it is completely signed, a copy of the contract will be returned for your use.

Prior to the start of any work on the construction site, Capital Planning and Project Management must receive Certificates of Liability Insurance as specified in Article A.3 of the AIA Document A101 – 2017 Exhibit A, Insurance and Bonds. Please advise your surety that the certificate holder should be as follows: University of Maine System; Office of Risk Management; Robinson Hall, 46 University Drive, Augusta, ME 04330.

The day-to-day administrative and technical details of this project will be handled by the Architect/Engineer, insert name here. All correspondence relative to the day-to-day administration of the project should be directed to insert name, insert title, insert email; 207-000-0000.

A pre-construction conference on this project will be scheduled as soon as possible. This conference must be attended by your firm's authorized representative as well as your project superintendent.

Sincerely,

Jenny Boyden
Vice President of Finance
& Chief Business Officer

Enclosures

END OF SECTION 00 51 00

UNIVERSITY OF MAINE SYSTEM
Construction Contract Agreement

THIS AGREEMENT is made and entered into the _____ day of _____, 20_____, by and between the Contractor, _____, and the University of Maine System acting by and through the University of Maine, 5765 Service Building, Orono, ME 04469, hereinafter called the Owner.

WITNESSETH: That the Owner and the Contractor for the considerations hereinafter named agree as follows:

ARTICLE 1. SCOPE OF THE WORK

The Contractor shall furnish all of the materials and perform all of the work described in the Contract Documents entitled [INSERT PROJECT NAME HERE], prepared by [Insert name of Architect/Engineer here], acting as and in these Contract Documents entitled the Architect and/or Engineer.

ARTICLE 2: START AND TIME OF COMPLETION

The date of the commencement of work shall be the date of this Agreement and shall be substantially completed on or before _____ subject to adjustments as provided in the Contract Documents.

The Contractor and the Contractor's surety, if any, shall be liable for and shall pay the Owner the following stipulated liquidated damages for each calendar day of delay after the date established for Substantial Completion until the Work is substantially complete: _____Dollars ($_____) per calendar day.

ARTICLE 3: THE CONTRACT SUM

The Owner shall pay the Contractor for the performance of the Contract as follows _____ Dollars, $ (_____), subject to adjustments as provided in the Contract Documents.

The Contract Sum is based upon the following Alternates and Unit Prices, if any, which are described in the Contract Documents and are hereby accepted by the Owner:

Alternate (1) _____ Alternate (2) _____ Alternate (3) _____

Unit Prices

Item _____ Price _____

Item _____ Price _____

Final payment shall be made after completion and acceptance of the work as provided in the Contract Documents.

ARTICLE 4: THE CONTRACT DOCUMENTS

The Contract Documents for this project, except for modifications issued after execution of this agreement, consist of:

.1 This agreement.

.2 AIA Document A201-2017, General Conditions of the Contract for Construction, as modified by the Owner.

.3 AIA A101 – 2017, Exhibit A, Insurance and Bonds, as modified by the Owner.

.4 The Specifications as outlined in the Project Manual: [Insert Name of Project Here], dated _____ .

.5 The Drawings as listed in the Project Manual.

.6 The Addenda: Addendum 01 dated _____.

.7 Exhibit B, Contractor's Proposal dated _____.

ARTICLE 5: OWNER'S REPRESENTATIVES

The Owner's Representative on this project will be _____, who is authorized to sign contracts and other legal documents related to this project on behalf of the Owner.

The Owner's Project Manager on this project will be _____.

The Owner and the Contractor hereby agree to the full performance of the covenants herein.

IN WITNESS WHEREOF, the parties hereto have executed this Agreement on the day and year first above written.

UNIVERSITY OF MAINE SYSTEM by and through University of Maine	
Company	Company
By: _____	By: _____
[Insert Signatory Name] [Insert Signatory Title] University of Maine	

END OF SECTION 00 52 13

SECTION 00 61 13.13

PERFORMANCE BOND FORM

_____
Bond No.

KNOW ALL BY THESE PRESENTS THAT (1)_____
_____(2)_____
of _____ and State of _____, as PRINCIPAL,
and (3)_____,
a corporation duly organized under the laws of the State of _____ and
having a usual place of business in _____, as SURETY, are held
and firmly bound unto the University of Maine System in the sum of _____
_____ Dollars
($_____), to be paid said Treasurer of the University of Maine System, or successor in office, for which payment well and truly to be made, Principal and Surety bind themselves, their heirs, executors and administrators, successors and assigns, jointly and severally by these presents.

The condition of this obligation is such that if the Principal shall promptly and faithfully perform the Contract entered into on the (4) _____ day of _____, A.D., 20____ for the construction of (5) _____
_____
then this obligation shall be null and void; otherwise, it shall remain in full force and effect.

The Surety hereby waives notice of any alteration or extension of time made by the University of Maine System.

Signed and sealed this (4) _____ day of _____, 20_____.

WITNESSES:	SIGNATURES:
_____	_____ LS
_____	_____ LS
_____	_____ LS

Bonding Company Agent:

Company: _____

Street: _____

City, State, Zip: _____

Telephone: _____

(1) Correct name of Contractor.
(2) A corporation, a partnership, or an individual, as the case may be.
(3) Correct name of Surety.
(4) Same date as that of contract.
(5) Name of Project as designated in contract.

If Contractor is a partnership, all partners should execute bond. A Power of Attorney document, together with a statement that it still is in effect shall be provided by the person executing this bond. Bond must be countersigned by a Resident Maine Agent.

****DO NOT ALTER LANGUAGE****

END OF SECTION 00 61 13.13

SECTION 00 61 13.16
PAYMENT BOND FORM

_____
Bond No.

KNOW ALL BY THESE PRESENTS THAT (1)_____
_____(2)_____
of _____ and State of _____, as PRINCIPAL,
and (3)_____,
a corporation duly organized under the laws of the State of _____ and
having a usual place of business in _____, as SURETY, are held
and firmly bound unto the University of Maine System in the sum of _____
_____ Dollars
($_____), for the use and benefit of claimants* as herein below defined, for the payment whereof Principal and Surety bind themselves, their heirs, executors and administrators, successors and assigns, jointly and severally by these presents.

The condition of this obligation is such that if the Principal shall promptly satisfy all claims and demands incurred for all labor and materials used or required by the Principal in connection with the work contemplated in the Contract entered into on the (4) _____ day of _____, A.D., 20_____ for the construction of (5) _____
_____,
and shall fully reimburse the obligee for all outlay and expense which said obligee may incur in making good any default of said principal, then this obligation shall be null and void; otherwise, it shall remain in full force and effect.

*A Claimant is defined as one having a direct contract with the Principal or with a subcontractor of the Principal for labor, material, or both, used or reasonably required for use in the performance of the contract.

Signed and sealed this (6) _____ day of _____, 20_____.

WITNESSES:	SIGNATURES:
_____	_____ LS
_____	_____ LS
_____	_____ LS

Bonding Company Agent:

Company: _____

Street: _____

City, State, Zip: _____

Telephone: _____

(1) Correct name of Contractor.
(2) A corporation, a partnership, or an individual, as the case may be.
(3) Correct name of Surety.
(4) Same date as that of contract.
(5) Name of Project as designated in contract.
(6) Same date as that of Contract.

If contractor is a partnership, all partners should execute bond. A Power of Attorney document, together with a statement that it still is in effect shall be provided by the person executing this bond. Bond must be countersigned by a Resident Maine Agent.

****DO NOT ALTER LANGUAGE****

END OF SECTION 00 61 13.16

AIA® Document G715™ – 2017

Supplemental Attachment for ACORD Certificate of Insurance 25

PROJECT: *(name and address)*
Samples

CONTRACT INFORMATION:
Contract For:
Date:

CERTIFICATE INFORMATION:
Producer:
Insured:
Date:

OWNER: *(name and address)*
University of Maine System
by and through
University of Maine
5765 Service Building
Orono, ME 04469

ARCHITECT: *(name and address)*

CONTRACTOR: *(name and address)*

		Yes	No	N/A
A.	**General Liability**			
1.	Does this policy include coverage for:			
a	Damages because of bodily injury, sickness, or disease, including occupational sickness or disease, and death of any person?	☐	☐	☐
b	Personal injury and advertising injury?	☐	☐	☐
c	Damages because of physical damage to or destruction of tangible property, including the loss of use of such property?	☐	☐	☐
d	Bodily injury or property damage arising out of completed operations?	☐	☐	☐
e	The Contractor's indemnity obligations included in the Contract Documents?	☐	☐	☐
2.	Does this policy contain an exclusion or restriction of coverage for:			
a	Claims by one insured against another insured, where the exclusion or restrictions is based solely on the fact that the claimant is an insured, and there would otherwise be coverage for the claim?	☐	☐	☐
b	Claims for property damage to the Contractor's Work arising out of the products-completed operations hazard where the damaged Work or the Work out of which the damage arises was performed by a Subcontractor?	☐	☐	☐
c	Claims for bodily injury other than to employees of the insured?	☐	☐	☐
d	Claims for the Contractor's indemnity obligations included in the Contract Documents arising out of injury to employees of the insured?	☐	☐	☐
e	Claims for loss excluded under a prior work endorsement or other similar exclusionary language?	☐	☐	☐
f	Claims or loss due to physical damage under a prior injury endorsement or similar exclusionary language?	☐	☐	☐
g	Claims related to residential, multi-family, or other habitational projects?	☐	☐	☐
h	Claims related to roofing?	☐	☐	☐
i	Claims related to exterior insulation finish systems, synthetic stucco, or similar exterior coatings or surfaces?	☐	☐	☐
j	Claims related to earth subsistence or movement?	☐	☐	☐
k	Claims related to explosion, collapse, and underground hazards?	☐	☐	☐

		Yes	No	N/A
B.	**Other Insurance Coverage**			
1.	Indicate whether the Contractor has the following insurance coverages and, if so, indicate the coverage limits for each.			
a	Professional liability insurance Coverage limits:	☐	☐	☐
b	Pollution liability insurance	☐	☐	☐

AIA Document G715™ – 2017. Copyright © 1991 and 2017 by The American Institute of Architects. All rights reserved. The "American Institute of Architects," "AIA," the AIA Logo, and "AIA Contract Documents" are registered trademarks and may not be used without permission. This document was produced by AIA software at 11:13:37 ET on 03/04/2021 under Order No.2908190133 which expires on 06/22/2021, is not for resale, is licensed for one-time use only, and may only be used in accordance with the AIA Contract Documents® Terms of Service. To report copyright violations, e-mail copyright@aia.org.
User Notes: (3B9ADA46)

	Coverage limits:			
c	Insurance for maritime liability risks associated with the operation of a vessel	☐	☐	☐
	Coverage limits:			
d	Insurance for the use or operation of manned or unmanned aircraft	☐	☐	☐
	Coverage limits:			
e	Property insurance	☐	☐	☐
	Coverage limits:			
f	Railroad protective liability insurance	☐	☐	☐
	Coverage limits:			
g	Asbestos abatement liability insurance	☐	☐	☐
	Coverage limits:			
h	Insurance for physical damage to property while it is in storage and in transit to the construction site	☐	☐	☐
	Coverage limits:			
i	Other:	☐	☐	☐

_____

(Authorized Representative)

_____

(Date of Issue)

AIA Document G715™ – 2017. Copyright © 1991 and 2017 by The American Institute of Architects. All rights reserved. The "American Institute of Architects," "AIA," the AIA Logo, and "AIA Contract Documents" are registered trademarks and may not be used without permission. This document was produced by AIA software at 11:13:37 ET on 03/04/2021 under Order No.2908190133 which expires on 06/22/2021, is not for resale, is licensed for one-time use only, and may only be used in accordance with the AIA Contract Documents® Terms of Service. To report copyright violations, e-mail copyright@aia.org.
User Notes: (3B9ADA46)

ACORD™ CERTIFICATE OF LIABILITY INSURANCE

DATE (MM/DD/YY)

PRODUCER

THIS CERTIFICATE IS ISSUED AS A MATTER OF INFORMATION ONLY AND CONFERS NO RIGHTS UPON THE CERTIFICATE HOLDER. THIS CERTIFICATE DOES NOT AMEND, EXTEND OR ALTER THE COVERAGE AFFORDED BY THE POLICIES BELOW.

INSURERS AFFORDING COVERAGE

INSURED

INSURER A:
INSURER B:
INSURER C:
INSURER D:
INSURER E:

COVERAGES

THE POLICIES OF INSURANCE LISTED BELOW HAVE BEEN ISSUED TO THE INSURED NAMED ABOVE FOR THE POLICY PERIOD INDICATED. NOTWITHSTANDING ANY REQUIREMENT, TERM OR CONDITION OF ANY CONTRACT OR OTHER DOCUMENT WITH RESPECT TO WHICH THIS CERTIFICATE MAY BE ISSUED OR MAY PERTAIN, THE INSURANCE AFFORDED BY THE POLICIES DESCRIBED HEREIN IS SUBJECT TO ALL THE TERMS, EXCLUSIONS AND CONDITIONS OF SUCH POLICIES. AGGREGATE LIMITS SHOWN MAY HAVE BEEN REDUCED BY PAID CLAIMS.

INSR LTR	TYPE OF INSURANCE	POLICY NUMBER	POLICY EFFECTIVE DATE (MM/DD/YY)	POLICY EXPIRATION DATE (MM/DD/YY)	LIMITS	
	GENERAL LIABILITY				EACH OCCURRENCE	$
	☐ COMMERCIAL GENERAL LIABILITY				FIRE DAMAGE (Any one fire)	$
	☐ CLAIMS MADE ☐ OCCUR				MED EXP (Any one person)	$
	_____				PERSONAL & ADV INJURY	$
	_____				GENERAL AGGREGATE	$
	GEN'L AGGREGATE LIMIT APPLIES PER:				PRODUCTS - COMP/OP AGG	$
	☐ POLICY ☐ PRO-JECT ☐ LOC					
	AUTOMOBILE LIABILITY				COMBINED SINGLE LIMIT (Ea accident)	$
	☐ ANY AUTO					
	☐ ALL OWNED AUTOS				BODILY INJURY (Per person)	$
	☐ SCHEDULED AUTOS					
	☐ HIRED AUTOS				BODILY INJURY (Per accident)	$
	☐ NON-OWNED AUTOS					
	_____				PROPERTY DAMAGE (Per accident)	$
	GARAGE LIABILITY				AUTO ONLY - EA ACCIDENT	$
	☐ ANY AUTO				OTHER THAN AUTO ONLY: EA ACC	$
					AGG	$
	EXCESS LIABILITY				EACH OCCURRENCE	$
	☐ OCCUR ☐ CLAIMS MADE				AGGREGATE	$
						$
	☐ DEDUCTIBLE					$
	☐ RETENTION $					$
	WORKERS COMPENSATION AND EMPLOYERS' LIABILITY				☐ WC STATU-TORY LIMITS ☐ OTH-ER	
					E.L. EACH ACCIDENT	$
					E.L. DISEASE - EA EMPLOYEE	$
					E.L. DISEASE - POLICY LIMIT	$
	OTHER					

Sample

DESCRIPTION OF OPERATIONS/LOCATIONS/VEHICLES/EXCLUSIONS ADDED BY ENDORSEMENT/SPECIAL PROVISIONS

University of Maine System is named an additional insured under General Liability.

Project:

CERTIFICATE HOLDER ☐ ADDITIONAL INSURED; INSURER LETTER: ____

University of Maine System
Office of Risk Management
Robinson Hall
46 University Drive
Augusta, ME 04330

CANCELLATION

SHOULD ANY OF THE ABOVE DESCRIBED POLICIES BE CANCELLED BEFORE THE EXPIRATION DATE THEREOF, THE ISSUING INSURER WILL ENDEAVOR TO MAIL _____ DAYS WRITTEN NOTICE TO THE CERTIFICATE HOLDER NAMED TO THE LEFT, BUT FAILURE TO DO SO SHALL IMPOSE NO OBLIGATION OR LIABILITY OF ANY KIND UPON THE INSURER, ITS AGENTS OR REPRESENTATIVES.

AUTHORIZED REPRESENTATIVE

ACORD 25-S (7/97)

© ACORD CORPORATION 1988

IMPORTANT

If the certificate holder is an ADDITIONAL INSURED, the policy(ies) must be endorsed. A statement on this certificate does not confer rights to the certificate holder in lieu of such endorsement(s).

If SUBROGATION IS WAIVED, subject to the terms and conditions of the policy, certain policies may require an endorsement. A statement on this certificate does not confer rights to the certificate holder in lieu of such endorsement(s).

DISCLAIMER

The Certificate of Insurance on the reverse side of this form does not constitute a contract between the issuing insurer(s), authorized representative or producer, and the certificate holder, nor does it affirmatively or negatively amend, extend or alter the coverage afforded by the policies listed thereon.

Sample

COMMERCIAL GENERAL LIABILITY COVERAGE FORM

Various provisions in this policy restrict coverage. Read the entire policy carefully to determine rights, duties and what is and is not covered.

Throughout this policy the words "you" and "your" refer to the Named Insured shown in the Declarations, and any other person or organization qualifying as a Named Insured under this policy. The words "we", "us" and "our" refer to the company providing this insurance.

The word "insured" means any person or organization qualifying as such under Section **II** – Who Is An Insured.

Other words and phrases that appear in quotation marks have special meaning. Refer to Section **V** – Definitions.

SECTION I – COVERAGES

COVERAGE A BODILY INJURY AND PROPERTY DAMAGE LIABILITY

1. Insuring Agreement

a. We will pay those sums that the insured becomes legally obligated to pay as damages because of "bodily injury" or "property damage" to which this insurance applies. We will have the right and duty to defend the insured against any "suit" seeking those damages. However, we will have no duty to defend the insured against any "suit" seeking damages for "bodily injury" or "property damage" to which this insurance does not apply. We may, at our discretion, investigate any "occurrence" and settle any claim or "suit" that may result. But:

(1) The amount we will pay for damages is limited as described in Section **III** – Limits Of Insurance; and

(2) Our right and duty to defend ends when we have used up the applicable limit of insurance in the payment of judgments or settlements under Coverages **A** or **B** or medical expenses under Coverage **C.**

No other obligation or liability to pay sums or perform acts or services is covered unless explicitly provided for under Supplementary Payments – Coverages **A** and **B.**

b. This insurance applies to "bodily injury" and "property damage" only if:

(1) The "bodily injury" or "property damage" is caused by an "occurrence" that takes place in the "coverage territory";

(2) The "bodily injury" or "property damage" occurs during the policy period; and

(3) Prior to the policy period, no insured listed under Paragraph **1.** of Section **II** – Who Is An Insured and no "employee" authorized by you to give or receive notice of an "occurrence" or claim, knew that the "bodily injury" or "property damage" had occurred, in whole or in part. If such a listed insured or authorized "employee" knew, prior to the policy period, that the "bodily injury" or "property damage" occurred, then any continuation, change or resumption of such "bodily injury" or "property damage" during or after the policy period will be deemed to have been known prior to the policy period.

c. "Bodily injury" or "property damage" which occurs during the policy period and was not, prior to the policy period, known to have occurred by any insured listed under Paragraph **1.** of Section **II** – Who Is An Insured or any "employee" authorized by you to give or receive notice of an "occurrence" or claim, includes any continuation, change or resumption of that "bodily injury" or "property damage" after the end of the policy period.

d. "Bodily injury" or "property damage" will be deemed to have been known to have occurred at the earliest time when any insured listed under Paragraph **1.** of Section **II** – Who Is An Insured or any "employee" authorized by you to give or receive notice of an "occurrence" or claim:

(1) Reports all, or any part, of the "bodily injury" or "property damage" to us or any other insurer;

(2) Receives a written or verbal demand or claim for damages because of the "bodily injury" or "property damage"; or

(3) Becomes aware by any other means that "bodily injury" or "property damage" has occurred or has begun to occur.

Sample

 © ISO Properties, Inc., 2003

e. Damages because of "bodily injury" include damages claimed by any person or organization for care, loss of services or death resulting at any time from the "bodily injury".

2. Exclusions

This insurance does not apply to:

a. Expected Or Intended Injury

"Bodily injury" or "property damage" expected or intended from the standpoint of the insured. This exclusion does not apply to "bodily injury" resulting from the use of reasonable force to protect persons or property.

b. Contractual Liability

"Bodily injury" or "property damage" for which the insured is obligated to pay damages by reason of the assumption of liability in a contract or agreement. This exclusion does not apply to liability for damages:

(1) That the insured would have in the absence of the contract or agreement; or

(2) Assumed in a contract or agreement that is an "insured contract", provided the "bodily injury" or "property damage" occurs subsequent to the execution of the contract or agreement. Solely for the purposes of liability assumed in an "insured contract", reasonable attorney fees and necessary litigation expenses incurred by or for a party other than an insured are deemed to be damages because of "bodily injury" or "property damage", provided:

(a) Liability to such party for, or for the cost of, that party's defense has also been assumed in the same "insured contract"; and

(b) Such attorney fees and litigation expenses are for defense of that party against a civil or alternative dispute resolution proceeding in which damages to which this insurance applies are alleged.

c. Liquor Liability

"Bodily injury" or "property damage" for which any insured may be held liable by reason of:

(1) Causing or contributing to the intoxication of any person;

(2) The furnishing of alcoholic beverages to a person under the legal drinking age or under the influence of alcohol; or

(3) Any statute, ordinance or regulation relating to the sale, gift, distribution or use of alcoholic beverages.

This exclusion applies only if you are in the business of manufacturing, distributing, selling, serving or furnishing alcoholic beverages.

d. Workers' Compensation And Similar Laws

Any obligation of the insured under a workers' compensation, disability benefits or unemployment compensation law or any similar law.

e. Employer's Liability

"Bodily injury" to:

(1) An "employee" of the insured arising out of and in the course of:

(a) Employment by the insured; or

(b) Performing duties related to the conduct of the insured's business; or

(2) The spouse, child, parent, brother or sister of that "employee" as a consequence of Paragraph **(1)** above.

This exclusion applies:

(1) Whether the insured may be liable as an employer or in any other capacity; and

(2) To any obligation to share damages with or repay someone else who must pay damages because of the injury.

This exclusion does not apply to liability assumed by the insured under an "insured contract".

Sample

© ISO Properties, Inc., 2003

f. Pollution

(1) "Bodily injury" or "property damage" arising out of the actual, alleged or threatened discharge, dispersal, seepage, migration, release or escape of "pollutants":

(a) At or from any premises, site or location which is or was at any time owned or occupied by, or rented or loaned to, any insured. However, this subparagraph does not apply to:

(i) "Bodily injury" if sustained within a building and caused by smoke, fumes, vapor or soot produced by or originating from equipment that is used to heat, cool or dehumidify the building, or equipment that is used to heat water for personal use, by the building's occupants or their guests;

(ii) "Bodily injury" or "property damage" for which you may be held liable, if you are a contractor and the owner or lessee of such premises, site or location has been added to your policy as an additional insured with respect to your ongoing operations performed for that additional insured at that premises, site or location and such premises, site or location is not and never was owned or occupied by, or rented or loaned to, any insured, other than that additional insured; or

(iii) "Bodily injury" or "property damage" arising out of heat, smoke or fumes from a "hostile fire";

(b) At or from any premises, site or location which is or was at any time used by or for any insured or others for the handling, storage, disposal, processing or treatment of waste;

(c) Which are or were at any time transported, handled, stored, treated, disposed of, or processed as waste by or for:

(i) Any insured; or

(ii) Any person or organization for whom you may be legally responsible; or

(d) At or from any premises, site or location on which any insured or any contractors or subcontractors working directly or indirectly on any insured's behalf are performing operations if the "pollutants" are brought on or to the premises, site or location in connection with such operations by such insured, contractor or subcontractor. However, this subparagraph does not apply to:

(i) "Bodily injury" or "property damage" arising out of the escape of fuels, lubricants or other operating fluids which are needed to perform the normal electrical, hydraulic or mechanical functions necessary for the operation of "mobile equipment" or its parts, if such fuels, lubricants or other operating fluids escape from a vehicle part designed to hold, store or receive them. This exception does not apply if the "bodily injury" or "property damage" arises out of the intentional discharge, dispersal or release of the fuels, lubricants or other operating fluids, or if such fuels, lubricants or other operating fluids are brought on or to the premises, site or location with the intent that they be discharged, dispersed or released as part of the operations being performed by such insured, contractor or subcontractor;

(ii) "Bodily injury" or "property damage" sustained within a building and caused by the release of gases, fumes or vapors from materials brought into that building in connection with operations being performed by you or on your behalf by a contractor or subcontractor; or

(iii) "Bodily injury" or "property damage" arising out of heat, smoke or fumes from a "hostile fire".

(e) At or from any premises, site or location on which any insured or any contractors or subcontractors working directly or indirectly on any insured's behalf are performing operations if the operations are to test for, monitor, clean up, remove, contain, treat, detoxify or neutralize, or in any way respond to, or assess the effects of, "pollutants".

Sample

(2) Any loss, cost or expense arising out of any:

(a) Request, demand, order or statutory or regulatory requirement that any insured or others test for, monitor, clean up, remove, contain, treat, detoxify or neutralize, or in any way respond to, or assess the effects of, "pollutants"; or

(b) Claim or "suit" by or on behalf of a governmental authority for damages because of testing for, monitoring, cleaning up, removing, containing, treating, detoxifying or neutralizing, or in any way responding to, or assessing the effects of, "pollutants".

However, this paragraph does not apply to liability for damages because of "property damage" that the insured would have in the absence of such request, demand, order or statutory or regulatory requirement, or such claim or "suit" by or on behalf of a governmental authority.

g. Aircraft, Auto Or Watercraft

"Bodily injury" or "property damage" arising out of the ownership, maintenance, use or entrustment to others of any aircraft, "auto" or watercraft owned or operated by or rented or loaned to any insured. Use includes operation and "loading or unloading".

This exclusion applies even if the claims against any insured allege negligence or other wrongdoing in the supervision, hiring, employment, training or monitoring of others by that insured, if the "occurrence" which caused the "bodily injury" or "property damage" involved the ownership, maintenance, use or entrustment to others of any aircraft, "auto" or watercraft that is owned or operated by or rented or loaned to any insured.

This exclusion does not apply to:

(1) A watercraft while ashore on premises you own or rent;

(2) A watercraft you do not own that is:

(a) Less than 26 feet long; and

(b) Not being used to carry persons or property for a charge;

(3) Parking an "auto" on, or on the ways next to, premises you own or rent, provided the "auto" is not owned by or rented or loaned to you or the insured;

(4) Liability assumed under any "insured contract" for the ownership, maintenance or use of aircraft or watercraft; or

(5) "Bodily injury" or "property damage" arising out of:

(a) The operation of machinery or equipment that is attached to, or part of, a land vehicle that would qualify under the definition of "mobile equipment" if it were not subject to a compulsory or financial responsibility law or other motor vehicle insurance law in the state where it is licensed or principally garaged; or

(b) the operation of any of the machinery or equipment listed in Paragraph **f.(2)** or **f.(3)** of the definition of "mobile equipment".

h. Mobile Equipment

"Bodily injury" or "property damage" arising out of:

(1) The transportation of "mobile equipment" by an "auto" owned or operated by or rented or loaned to any insured; or

(2) The use of "mobile equipment" in, or while in practice for, or while being prepared for, any prearranged racing, speed, demolition, or stunting activity.

i. War

"Bodily injury" or "property damage", however caused, arising, directly or indirectly, out of:

(1) War, including undeclared or civil war;

(2) Warlike action by a military force, including action in hindering or defending against an actual or expected attack, by any government, sovereign or other authority using military personnel or other agents; or

(3) Insurrection, rebellion, revolution, usurped power, or action taken by governmental authority in hindering or defending against any of these.

j. Damage To Property

"Property damage" to:

(1) Property you own, rent, or occupy, including any costs or expenses incurred by you, or any other person, organization or entity, for repair, replacement, enhancement, restoration or maintenance of such property for any reason, including prevention of injury to a person or damage to another's property;

(2) Premises you sell, give away or abandon, if the "property damage" arises out of any part of those premises;

(3) Property loaned to you;

(4) Personal property in the care, custody or control of the insured;

Sample

© ISO Properties, Inc., 2003

(5) That particular part of real property on which you or any contractors or subcontractors working directly or indirectly on your behalf are performing operations, if the "property damage" arises out of those operations; or

(6) That particular part of any property that must be restored, repaired or replaced because "your work" was incorrectly performed on it.

Paragraphs **(1), (3)** and **(4)** of this exclusion do not apply to "property damage" (other than damage by fire) to premises, including the contents of such premises, rented to you for a period of 7 or fewer consecutive days. A separate limit of insurance applies to Damage To Premises Rented To You as described in Section **III** – Limits Of Insurance.

Paragraph **(2)** of this exclusion does not apply if the premises are "your work" and were never occupied, rented or held for rental by you.

Paragraphs **(3), (4), (5)** and **(6)** of this exclusion do not apply to liability assumed under a sidetrack agreement.

Paragraph **(6)** of this exclusion does not apply to "property damage" included in the "products-completed operations hazard".

k. Damage To Your Product

"Property damage" to "your product" arising out of it or any part of it.

l. Damage To Your Work

"Property damage" to "your work" arising out of it or any part of it and included in the "products-completed operations hazard".

This exclusion does not apply if the damaged work or the work out of which the damage arises was performed on your behalf by a subcontractor.

m. Damage To Impaired Property Or Property Not Physically Injured

"Property damage" to "impaired property" or property that has not been physically injured, arising out of:

(1) A defect, deficiency, inadequacy or dangerous condition in "your product" or "your work"; or

(2) A delay or failure by you or anyone acting on your behalf to perform a contract or agreement in accordance with its terms.

This exclusion does not apply to the loss of use of other property arising out of sudden and accidental physical injury to "your product" or "your work" after it has been put to its intended use.

n. Recall Of Products, Work Or Impaired Property

Damages claimed for any loss, cost or expense incurred by you or others for the loss of use, withdrawal, recall, inspection, repair, replacement, adjustment, removal or disposal of:

(1) "Your product";

(2) "Your work"; or

(3) "Impaired property";

if such product, work, or property is withdrawn or recalled from the market or from use by any person or organization because of a known or suspected defect, deficiency, inadequacy or dangerous condition in it.

o. Personal And Advertising Injury

"Bodily injury" arising out of "personal and advertising injury".

p. Electronic Data

Damages arising out of the loss of, loss of use of, damage to, corruption of, inability to access, or inability to manipulate electronic data.

As used in this exclusion, electronic data means information, facts or programs stored as or on, created or used on, or transmitted to or from computer software, including systems and applications software, hard or floppy disks, CD-ROMS, tapes, drives, cells, data processing devices or any other media which are used with electronically controlled equipment.

Exclusions **c.** through **n.** do not apply to damage by fire to premises while rented to you or temporarily occupied by you with permission of the owner. A separate limit of insurance applies to this coverage as described in Section **III** – Limits Of Insurance.

COVERAGE B PERSONAL AND ADVERTISING INJURY LIABILITY

1. Insuring Agreement

a. We will pay those sums that the insured becomes legally obligated to pay as damages because of "personal and advertising injury" to which this insurance applies. We will have the right and duty to defend the insured against any "suit" seeking those damages. However, we will have no duty to defend the insured against any "suit" seeking damages for "personal and advertising injury" to which this insurance does not apply. We may, at our discretion, investigate any offense and settle any claim or "suit" that may result. But:

(1) The amount we will pay for damages is limited as described in Section **III** – Limits Of Insurance; and

Sample

(2) Our right and duty to defend end when we have used up the applicable limit of insurance in the payment of judgments or settlements under Coverages **A** or **B** or medical expenses under Coverage **C.**

No other obligation or liability to pay sums or perform acts or services is covered unless explicitly provided for under Supplementary Payments – Coverages **A** and **B.**

b. This insurance applies to "personal and advertising injury" caused by an offense arising out of your business but only if the offense was committed in the "coverage territory" during the policy period.

2. Exclusions

This insurance does not apply to:

a. Knowing Violation Of Rights Of Another

"Personal and advertising injury" caused by or at the direction of the insured with the knowledge that the act would violate the rights of another and would inflict "personal and advertising injury".

b. Material Published With Knowledge Of Falsity

"Personal and advertising injury" arising out of oral or written publication of material, if done by or at the direction of the insured with knowledge of its falsity.

c. Material Published Prior To Policy Period

"Personal and advertising injury" arising out of oral or written publication of material whose first publication took place before the beginning of the policy period.

d. Criminal Acts

"Personal and advertising injury" arising out of a criminal act committed by or at the direction of the insured.

e. Contractual Liability

"Personal and advertising injury" for which the insured has assumed liability in a contract or agreement. This exclusion does not apply to liability for damages that the insured would have in the absence of the contract or agreement.

f. Breach Of Contract

"Personal and advertising injury" arising out of a breach of contract, except an implied contract to use another's advertising idea in your "advertisement".

g. Quality Or Performance Of Goods – Failure To Conform To Statements

"Personal and advertising injury" arising out of the failure of goods, products or services to conform with any statement of quality or performance made in your "advertisement".

h. Wrong Description Of Prices

"Personal and advertising injury" arising out of the wrong description of the price of goods, products or services stated in your "advertisement".

i. Infringement Of Copyright, Patent, Trademark Or Trade Secret

"Personal and advertising injury" arising out of the infringement of copyright, patent, trademark, trade secret or other intellectual property rights.

However, this exclusion does not apply to infringement, in your "advertisement", of copyright, trade dress or slogan.

j. Insureds In Media And Internet Type Businesses

"Personal and advertising injury" committed by an insured whose business is:

(1) Advertising, broadcasting, publishing or telecasting;

(2) Designing or determining content of websites for others; or

(3) An Internet search, access, content or service provider.

However, this exclusion does not apply to Paragraphs **14.a., b.** and **c.** of "personal and advertising injury" under the Definitions Section.

For the purposes of this exclusion, the placing of frames, borders or links, or advertising, for you or others anywhere on the Internet, is not by itself, considered the business of advertising, broadcasting, publishing or telecasting.

k. Electronic Chatrooms Or Bulletin Boards

"Personal and advertising injury" arising out of an electronic chatroom or bulletin board the insured hosts, owns, or over which the insured exercises control.

l. Unauthorized Use Of Another's Name Or Product

"Personal and advertising injury" arising out of the unauthorized use of another's name or product in your e-mail address, domain name or metatag, or any other similar tactics to mislead another's potential customers.

Sample

© ISO Properties, Inc., 2003

m. Pollution

"Personal and advertising injury" arising out of the actual, alleged or threatened discharge, dispersal, seepage, migration, release or escape of "pollutants" at any time.

n. Pollution-Related

Any loss, cost or expense arising out of any:

(1) Request, demand, order or statutory or regulatory requirement that any insured or others test for, monitor, clean up, remove, contain, treat, detoxify or neutralize, or in any way respond to, or assess the effects of, "pollutants"; or

(2) Claim or suit by or on behalf of a governmental authority for damages because of testing for, monitoring, cleaning up, removing, containing, treating, detoxifying or neutralizing, or in any way responding to, or assessing the effects of, "pollutants".

o. War

"Personal and advertising injury", however caused, arising, directly or indirectly, out of:

(1) War, including undeclared or civil war;

(2) Warlike action by a military force, including action in hindering or defending against an actual or expected attack, by any government, sovereign or other authority using military personnel or other agents; or

(3) Insurrection, rebellion, revolution, usurped power, or action taken by governmental authority in hindering or defending against any of these.

COVERAGE C MEDICAL PAYMENTS

1. Insuring Agreement

a. We will pay medical expenses as described below for "bodily injury" caused by an accident:

(1) On premises you own or rent;

(2) On ways next to premises you own or rent; or

(3) Because of your operations;

provided that:

(1) The accident takes place in the "coverage territory" and during the policy period;

(2) The expenses are incurred and reported to us within one year of the date of the accident; and

(3) The injured person submits to examination, at our expense, by physicians of our choice as often as we reasonably require.

b. We will make these payments regardless of fault. These payments will not exceed the applicable limit of insurance. We will pay reasonable expenses for:

(1) First aid administered at the time of an accident;

(2) Necessary medical, surgical, x-ray and dental services, including prosthetic devices; and

(3) Necessary ambulance, hospital, professional nursing and funeral services.

2. Exclusions

We will not pay expenses for "bodily injury":

a. Any Insured

To any insured, except "volunteer workers".

b. Hired Person

To a person hired to do work for or on behalf of any insured or a tenant of any insured.

c. Injury On Normally Occupied Premises

To a person injured on that part of premises you own or rent that the person normally occupies.

d. Workers Compensation And Similar Laws

To a person, whether or not an "employee" of any insured, if benefits for the "bodily injury" are payable or must be provided under a workers' compensation or disability benefits law or a similar law.

e. Athletics Activities

To a person injured while practicing, instructing or participating in any physical exercises or games, sports, or athletic contests.

f. Products-Completed Operations Hazard

Included within the "products-completed operations hazard".

g. Coverage A Exclusions

Excluded under Coverage **A.**

SUPPLEMENTARY PAYMENTS – COVERAGES A AND B

1. We will pay, with respect to any claim we investigate or settle, or any "suit" against an insured we defend:

a. All expenses we incur.

b. Up to $250 for cost of bail bonds required because of accidents or traffic law violations arising out of the use of any vehicle to which the Bodily Injury Liability Coverage applies. We do not have to furnish these bonds.

Sample

c. The cost of bonds to release attachments, but only for bond amounts within the applicable limit of insurance. We do not have to furnish these bonds.

d. All reasonable expenses incurred by the insured at our request to assist us in the investigation or defense of the claim or "suit", including actual loss of earnings up to $250 a day because of time off from work.

e. All costs taxed against the insured in the "suit".

f. Prejudgment interest awarded against the insured on that part of the judgment we pay. If we make an offer to pay the applicable limit of insurance, we will not pay any prejudgment interest based on that period of time after the offer.

g. All interest on the full amount of any judgment that accrues after entry of the judgment and before we have paid, offered to pay, or deposited in court the part of the judgment that is within the applicable limit of insurance.

These payments will not reduce the limits of insurance.

2. If we defend an insured against a "suit" and an indemnitee of the insured is also named as a party to the "suit", we will defend that indemnitee if all of the following conditions are met:

a. The "suit" against the indemnitee seeks damages for which the insured has assumed the liability of the indemnitee in a contract or agreement that is an "insured contract";

b. This insurance applies to such liability assumed by the insured;

c. The obligation to defend, or the cost of the defense of, that indemnitee, has also been assumed by the insured in the same "insured contract";

d. The allegations in the "suit" and the information we know about the "occurrence" are such that no conflict appears to exist between the interests of the insured and the interests of the indemnitee;

e. The indemnitee and the insured ask us to conduct and control the defense of that indemnitee against such "suit" and agree that we can assign the same counsel to defend the insured and the indemnitee; and

f. The indemnitee:

(1) Agrees in writing to:

(a) Cooperate with us in the investigation, settlement or defense of the "suit";

(b) Immediately send us copies of any demands, notices, summonses or legal papers received in connection with the "suit";

(c) Notify any other insurer whose coverage is available to the indemnitee; and

(d) Cooperate with us with respect to coordinating other applicable insurance available to the indemnitee; and

(2) Provides us with written authorization to:

(a) Obtain records and other information related to the "suit"; and

(b) Conduct and control the defense of the indemnitee in such "suit".

So long as the above conditions are met, attorneys' fees incurred by us in the defense of that indemnitee, necessary litigation expenses incurred by us and necessary litigation expenses incurred by the indemnitee at our request will be paid as Supplementary Payments. Notwithstanding the provisions of Paragraph **2.b.(2)** of Section **I** – Coverage **A** – Bodily Injury And Property Damage Liability, such payments will not be deemed to be damages for "bodily injury" and "property damage" and will not reduce the limits of insurance.

Our obligation to defend an insured's indemnitee and to pay for attorneys' fees and necessary litigation expenses as Supplementary Payments ends when:

a. We have used up the applicable limit of insurance in the payment of judgments or settlements; or

b. The conditions set forth above, or the terms of the agreement described in Paragraph **f.** above, are no longer met.

SECTION II – WHO IS AN INSURED

1. If you are designated in the Declarations as:

a. An individual, you and your spouse are insureds, but only with respect to the conduct of a business of which you are the sole owner.

b. A partnership or joint venture, you are an insured. Your members, your partners, and their spouses are also insureds, but only with respect to the conduct of your business.

c. A limited liability company, you are an insured. Your members are also insureds, but only with respect to the conduct of your business. Your managers are insureds, but only with respect to their duties as your managers.

Sample

© ISO Properties, Inc., 2003

d. An organization other than a partnership, joint venture or limited liability company, you are an insured. Your "executive officers" and directors are insureds, but only with respect to their duties as your officers or directors. Your stockholders are also insureds, but only with respect to their liability as stockholders.

e. A trust, you are an insured. Your trustees are also insureds, but only with respect to their duties as trustees.

2. Each of the following is also an insured:

a. Your "volunteer workers" only while performing duties related to the conduct of your business, or your "employees", other than either your "executive officers" (if you are an organization other than a partnership, joint venture or limited liability company) or your managers (if you are a limited liability company), but only for acts within the scope of their employment by you or while performing duties related to the conduct of your business. However, none of these "employees" or "volunteer workers" are insureds for:

(1) "Bodily injury" or "personal and advertising injury":

(a) To you, to your partners or members (if you are a partnership or joint venture), to your members (if you are a limited liability company), to a co-"employee" while in the course of his or her employment or performing duties related to the conduct of your business, or to your other "volunteer workers" while performing duties related to the conduct of your business;

(b) To the spouse, child, parent, brother or sister of that co-"employee" or "volunteer worker" as a consequence of Paragraph **(1)(a)** above;

(c) For which there is any obligation to share damages with or repay someone else who must pay damages because of the injury described in Paragraphs **(1)(a)** or **(b)** above; or

(d) Arising out of his or her providing or failing to provide professional health care services.

(2) "Property damage" to property:

(a) Owned, occupied or used by,

(b) Rented to, in the care, custody or control of, or over which physical control is being exercised for any purpose by

you, any of your "employees", "volunteer workers", any partner or member (if you are a partnership or joint venture), or any member (if you are a limited liability company).

b. Any person (other than your "employee" or "volunteer worker"), or any organization while acting as your real estate manager.

c. Any person or organization having proper temporary custody of your property if you die, but only:

(1) With respect to liability arising out of the maintenance or use of that property; and

(2) Until your legal representative has been appointed.

d. Your legal representative if you die, but only with respect to duties as such. That representative will have all your rights and duties under this Coverage Part.

3. Any organization you newly acquire or form, other than a partnership, joint venture or limited liability company, and over which you maintain ownership or majority interest, will qualify as a Named Insured if there is no other similar insurance available to that organization. However:

a. Coverage under this provision is afforded only until the 90th day after you acquire or form the organization or the end of the policy period, whichever is earlier;

b. Coverage **A** does not apply to "bodily injury" or "property damage" that occurred before you acquired or formed the organization; and

c. Coverage **B** does not apply to "personal and advertising injury" arising out of an offense committed before you acquired or formed the organization.

No person or organization is an insured with respect to the conduct of any current or past partnership, joint venture or limited liability company that is not shown as a Named Insured in the Declarations.

SECTION III – LIMITS OF INSURANCE

1. The Limits of Insurance shown in the Declarations and the rules below fix the most we will pay regardless of the number of:

a. Insureds;

b. Claims made or "suits" brought; or

c. Persons or organizations making claims or bringing "suits".

Sample

2. The General Aggregate Limit is the most we will pay for the sum of:

a. Medical expenses under Coverage **C;**

b. Damages under Coverage **A,** except damages because of "bodily injury" or "property damage" included in the "products-completed operations hazard"; and

c. Damages under Coverage **B.**

3. The Products-Completed Operations Aggregate Limit is the most we will pay under Coverage **A** for damages because of "bodily injury" and "property damage" included in the "products-completed operations hazard".

4. Subject to **2.** above, the Personal and Advertising Injury Limit is the most we will pay under Coverage **B** for the sum of all damages because of all "personal and advertising injury" sustained by any one person or organization.

5. Subject to **2.** or **3.** above, whichever applies, the Each Occurrence Limit is the most we will pay for the sum of:

a. Damages under Coverage **A;** and

b. Medical expenses under Coverage **C**

because of all "bodily injury" and "property damage" arising out of any one "occurrence".

6. Subject to **5.** above, the Damage To Premises Rented To You Limit is the most we will pay under Coverage **A** for damages because of "property damage" to any one premises, while rented to you, or in the case of damage by fire, while rented to you or temporarily occupied by you with permission of the owner.

7. Subject to **5.** above, the Medical Expense Limit is the most we will pay under Coverage **C** for all medical expenses because of "bodily injury" sustained by any one person.

The Limits of Insurance of this Coverage Part apply separately to each consecutive annual period and to any remaining period of less than 12 months, starting with the beginning of the policy period shown in the Declarations, unless the policy period is extended after issuance for an additional period of less than 12 months. In that case, the additional period will be deemed part of the last preceding period for purposes of determining the Limits of Insurance.

SECTION IV – COMMERCIAL GENERAL LIABILITY CONDITIONS

1. Bankruptcy

Bankruptcy or insolvency of the insured or of the insured's estate will not relieve us of our obligations under this Coverage Part.

2. Duties In The Event Of Occurrence, Offense, Claim Or Suit

a. You must see to it that we are notified as soon as practicable of an "occurrence" or an offense which may result in a claim. To the extent possible, notice should include:

(1) How, when and where the "occurrence" or offense took place;

(2) The names and addresses of any injured persons and witnesses; and

(3) The nature and location of any injury or damage arising out of the "occurrence" or offense.

b. If a claim is made or "suit" is brought against any insured, you must:

(1) Immediately record the specifics of the claim or "suit" and the date received; and

(2) Notify us as soon as practicable.

You must see to it that we receive written notice of the claim or "suit" as soon as practicable.

c. You and any other involved insured must:

(1) Immediately send us copies of any demands, notices, summonses or legal papers received in connection with the claim or "suit";

(2) Authorize us to obtain records and other information;

(3) Cooperate with us in the investigation or settlement of the claim or defense against the "suit"; and

(4) Assist us, upon our request, in the enforcement of any right against any person or organization which may be liable to the insured because of injury or damage to which this insurance may also apply.

d. No insured will, except at that insured's own cost, voluntarily make a payment, assume any obligation, or incur any expense, other than for first aid, without our consent.

3. Legal Action Against Us

No person or organization has a right under this Coverage Part:

a. To join us as a party or otherwise bring us into a "suit" asking for damages from an insured; or

Sample

© ISO Properties, Inc., 2003

b. To sue us on this Coverage Part unless all of its terms have been fully complied with.

A person or organization may sue us to recover on an agreed settlement or on a final judgment against an insured; but we will not be liable for damages that are not payable under the terms of this Coverage Part or that are in excess of the applicable limit of insurance. An agreed settlement means a settlement and release of liability signed by us, the insured and the claimant or the claimant's legal representative.

4. Other Insurance

If other valid and collectible insurance is available to the insured for a loss we cover under Coverages **A** or **B** of this Coverage Part, our obligations are limited as follows:

a. Primary Insurance

This insurance is primary except when **b.** below applies. If this insurance is primary, our obligations are not affected unless any of the other insurance is also primary. Then, we will share with all that other insurance by the method described in **c.** below.

b. Excess Insurance

This insurance is excess over:

(1) Any of the other insurance, whether primary, excess, contingent or on any other basis:

(a) That is Fire, Extended Coverage, Builder's Risk, Installation Risk or similar coverage for "your work";

(b) That is Fire insurance for premises rented to you or temporarily occupied by you with permission of the owner;

(c) That is insurance purchased by you to cover your liability as a tenant for "property damage" to premises rented to you or temporarily occupied by you with permission of the owner; or

(d) If the loss arises out of the maintenance or use of aircraft, "autos" or watercraft to the extent not subject to Exclusion **g.** of Section **I** – Coverage **A** – Bodily Injury And Property Damage Liability.

(2) Any other primary insurance available to you covering liability for damages arising out of the premises or operations, or the products and completed operations, for which you have been added as an additional insured by attachment of an endorsement.

When this insurance is excess, we will have no duty under Coverages **A** or **B** to defend the insured against any "suit" if any other insurer has a duty to defend the insured against that "suit". If no other insurer defends, we will undertake to do so, but we will be entitled to the insured's rights against all those other insurers.

When this insurance is excess over other insurance, we will pay only our share of the amount of the loss, if any, that exceeds the sum of:

(1) The total amount that all such other insurance would pay for the loss in the absence of this insurance; and

(2) The total of all deductible and self-insured amounts under all that other insurance.

We will share the remaining loss, if any, with any other insurance that is not described in this Excess Insurance provision and was not bought specifically to apply in excess of the Limits of Insurance shown in the Declarations of this Coverage Part.

c. Method Of Sharing

If all of the other insurance permits contribution by equal shares, we will follow this method also. Under this approach each insurer contributes equal amounts until it has paid its applicable limit of insurance or none of the loss remains, whichever comes first.

If any of the other insurance does not permit contribution by equal shares, we will contribute by limits. Under this method, each insurer's share is based on the ratio of its applicable limit of insurance to the total applicable limits of insurance of all insurers.

5. Premium Audit

a. We will compute all premiums for this Coverage Part in accordance with our rules and rates.

b. Premium shown in this Coverage Part as advance premium is a deposit premium only. At the close of each audit period we will compute the earned premium for that period and send notice to the first Named Insured. The due date for audit and retrospective premiums is the date shown as the due date on the bill. If the sum of the advance and audit premiums paid for the policy period is greater than the earned premium, we will return the excess to the first Named Insured.

c. The first Named Insured must keep records of the information we need for premium computation, and send us copies at such times as we may request.

Sample

6. Representations

By accepting this policy, you agree:

a. The statements in the Declarations are accurate and complete;

b. Those statements are based upon representations you made to us; and

c. We have issued this policy in reliance upon your representations.

7. Separation Of Insureds

Except with respect to the Limits of Insurance, and any rights or duties specifically assigned in this Coverage Part to the first Named Insured, this insurance applies:

a. As if each Named Insured were the only Named Insured; and

b. Separately to each insured against whom claim is made or "suit" is brought.

8. Transfer Of Rights Of Recovery Against Others To Us

If the insured has rights to recover all or part of any payment we have made under this Coverage Part, those rights are transferred to us. The insured must do nothing after loss to impair them. At our request, the insured will bring "suit" or transfer those rights to us and help us enforce them.

9. When We Do Not Renew

If we decide not to renew this Coverage Part, we will mail or deliver to the first Named Insured shown in the Declarations written notice of the nonrenewal not less than 30 days before the expiration date.

If notice is mailed, proof of mailing will be sufficient proof of notice.

SECTION V – DEFINITIONS

1. "Advertisement" means a notice that is broadcast or published to the general public or specific market segments about your goods, products or services for the purpose of attracting customers or supporters. For the purposes of this definition:

a. Notices that are published include material placed on the Internet or on similar electronic means of communication; and

b. Regarding web-sites, only that part of a web-site that is about your goods, products or services for the purposes of attracting customers or supporters is considered an advertisement.

2. "Auto" means:

a. A land motor vehicle, trailer or semitrailer designed for travel on public roads, including any attached machinery or equipment; or

b. Any other land vehicle that is subject to a compulsory or financial responsibility law or other motor vehicle insurance law in the state where it is licensed or principally garaged.

However, "auto" does not include "mobile equipment".

3. "Bodily injury" means bodily injury, sickness or disease sustained by a person, including death resulting from any of these at any time.

4. "Coverage territory" means:

a. The United States of America (including its territories and possessions), Puerto Rico and Canada;

b. International waters or airspace, but only if the injury or damage occurs in the course of travel or transportation between any places included in **a.** above; or

c. All other parts of the world if the injury or damage arises out of:

(1) Goods or products made or sold by you in the territory described in **a.** above;

(2) The activities of a person whose home is in the territory described in **a.** above, but is away for a short time on your business; or

(3) "Personal and advertising injury" offenses that take place through the Internet or similar electronic means of communication

provided the insured's responsibility to pay damages is determined in a "suit" on the merits, in the territory described in **a.** above or in a settlement we agree to.

5. "Employee" includes a "leased worker". "Employee" does not include a "temporary worker".

6. "Executive officer" means a person holding any of the officer positions created by your charter, constitution, by-laws or any other similar governing document.

7. "Hostile fire" means one which becomes uncontrollable or breaks out from where it was intended to be.

8. "Impaired property" means tangible property, other than "your product" or "your work", that cannot be used or is less useful because:

a. It incorporates "your product" or "your work" that is known or thought to be defective, deficient, inadequate or dangerous; or

b. You have failed to fulfill the terms of a contract or agreement;

if such property can be restored to use by:

a. The repair, replacement, adjustment or removal of "your product" or "your work"; or

Sample

© ISO Properties, Inc., 2003

b. Your fulfilling the terms of the contract or agreement.

9. "Insured contract" means:

a. A contract for a lease of premises. However, that portion of the contract for a lease of premises that indemnifies any person or organization for damage by fire to premises while rented to you or temporarily occupied by you with permission of the owner is not an "insured contract";

b. A sidetrack agreement;

c. Any easement or license agreement, except in connection with construction or demolition operations on or within 50 feet of a railroad;

d. An obligation, as required by ordinance, to indemnify a municipality, except in connection with work for a municipality;

e. An elevator maintenance agreement;

f. That part of any other contract or agreement pertaining to your business (including an indemnification of a municipality in connection with work performed for a municipality) under which you assume the tort liability of another party to pay for "bodily injury" or "property damage" to a third person or organization. Tort liability means a liability that would be imposed by law in the absence of any contract or agreement.

Paragraph **f.** does not include that part of any contract or agreement:

(1) That indemnifies a railroad for "bodily injury" or "property damage" arising out of construction or demolition operations, within 50 feet of any railroad property and affecting any railroad bridge or trestle, tracks, roadbeds, tunnel, underpass or crossing;

(2) That indemnifies an architect, engineer or surveyor for injury or damage arising out of:

(a) Preparing, approving, or failing to prepare or approve, maps, shop drawings, opinions, reports, surveys, field orders, change orders or drawings and specifications; or

(b) Giving directions or instructions, or failing to give them, if that is the primary cause of the injury or damage; or

(3) Under which the insured, if an architect, engineer or surveyor, assumes liability for an injury or damage arising out of the insured's rendering or failure to render professional services, including those listed in **(2)** above and supervisory, inspection, architectural or engineering activities.

10. "Leased worker" means a person leased to you by a labor leasing firm under an agreement between you and the labor leasing firm, to perform duties related to the conduct of your business. "Leased worker" does not include a "temporary worker".

11. "Loading or unloading" means the handling of property:

a. After it is moved from the place where it is accepted for movement into or onto an aircraft, watercraft or "auto";

b. While it is in or on an aircraft, watercraft or "auto"; or

c. While it is being moved from an aircraft, watercraft or "auto" to the place where it is finally delivered;

but "loading or unloading" does not include the movement of property by means of a mechanical device, other than a hand truck, that is not attached to the aircraft, watercraft or "auto".

12. "Mobile equipment" means any of the following types of land vehicles, including any attached machinery or equipment:

a. Bulldozers, farm machinery, forklifts and other vehicles designed for use principally off public roads;

b. Vehicles maintained for use solely on or next to premises you own or rent;

c. Vehicles that travel on crawler treads;

d. Vehicles, whether self-propelled or not, maintained primarily to provide mobility to permanently mounted:

(1) Power cranes, shovels, loaders, diggers or drills; or

(2) Road construction or resurfacing equipment such as graders, scrapers or rollers;

e. Vehicles not described in **a., b., c.** or **d.** above that are not self-propelled and are maintained primarily to provide mobility to permanently attached equipment of the following types:

(1) Air compressors, pumps and generators, including spraying, welding, building cleaning, geophysical exploration, lighting and well servicing equipment; or

(2) Cherry pickers and similar devices used to raise or lower workers;

f. Vehicles not described in **a., b., c.** or **d.** above maintained primarily for purposes other than the transportation of persons or cargo.

However, self-propelled vehicles with the following types of permanently attached equipment are not "mobile equipment" but will be considered "autos":

Sample

(1) Equipment designed primarily for:

(a) Snow removal;

(b) Road maintenance, but not construction or resurfacing; or

(c) Street cleaning;

(2) Cherry pickers and similar devices mounted on automobile or truck chassis and used to raise or lower workers; and

(3) Air compressors, pumps and generators, including spraying, welding, building cleaning, geophysical exploration, lighting and well servicing equipment.

However, "mobile equipment" does not include any land vehicles that are subject to a compulsory or financial responsibility law or other motor vehicle insurance law in the state where it is licensed or principally garaged. Land vehicles subject to a compulsory or financial responsibility law or other motor vehicle insurance law are considered "autos".

13. "Occurrence" means an accident, including continuous or repeated exposure to substantially the same general harmful conditions.

14. "Personal and advertising injury" means injury, including consequential "bodily injury", arising out of one or more of the following offenses:

a. False arrest, detention or imprisonment;

b. Malicious prosecution;

c. The wrongful eviction from, wrongful entry into, or invasion of the right of private occupancy of a room, dwelling or premises that a person occupies, committed by or on behalf of its owner, landlord or lessor;

d. Oral or written publication, in any manner, of material that slanders or libels a person or organization or disparages a person's or organization's goods, products or services;

e. Oral or written publication, in any manner, of material that violates a person's right of privacy;

f. The use of another's advertising idea in your "advertisement"; or

g. Infringing upon another's copyright, trade dress or slogan in your "advertisement".

15. "Pollutants" mean any solid, liquid, gaseous or thermal irritant or contaminant, including smoke, vapor, soot, fumes, acids, alkalis, chemicals and waste. Waste includes materials to be recycled, reconditioned or reclaimed.

16. "Products-completed operations hazard":

a. Includes all "bodily injury" and "property damage" occurring away from premises you own or rent and arising out of "your product" or "your work" except:

(1) Products that are still in your physical possession; or

(2) Work that has not yet been completed or abandoned. However, "your work" will be deemed completed at the earliest of the following times:

(a) When all of the work called for in your contract has been completed.

(b) When all of the work to be done at the job site has been completed if your contract calls for work at more than one job site.

(c) When that part of the work done at a job site has been put to its intended use by any person or organization other than another contractor or subcontractor working on the same project.

Work that may need service, maintenance, correction, repair or replacement, but which is otherwise complete, will be treated as completed.

b. Does not include "bodily injury" or "property damage" arising out of:

(1) The transportation of property, unless the injury or damage arises out of a condition in or on a vehicle not owned or operated by you, and that condition was created by the "loading or unloading" of that vehicle by any insured;

(2) The existence of tools, uninstalled equipment or abandoned or unused materials; or

(3) Products or operations for which the classification, listed in the Declarations or in a policy schedule, states that products-completed operations are subject to the General Aggregate Limit.

17. "Property damage" means:

a. Physical injury to tangible property, including all resulting loss of use of that property. All such loss of use shall be deemed to occur at the time of the physical injury that caused it; or

Sample

© ISO Properties, Inc., 2003

b. Loss of use of tangible property that is not physically injured. All such loss of use shall be deemed to occur at the time of the "occurrence" that caused it.

For the purposes of this insurance, electronic data is not tangible property.

As used in this definition, electronic data means information, facts or programs stored as or on, created or used on, or transmitted to or from computer software, including systems and applications software, hard or floppy disks, CD-ROMS, tapes, drives, cells, data processing devices or any other media which are used with electronically controlled equipment.

18. "Suit" means a civil proceeding in which damages because of "bodily injury", "property damage" or "personal and advertising injury" to which this insurance applies are alleged. "Suit" includes:

a. An arbitration proceeding in which such damages are claimed and to which the insured must submit or does submit with our consent; or

b. Any other alternative dispute resolution proceeding in which such damages are claimed and to which the insured submits with our consent.

19. "Temporary worker" means a person who is furnished to you to substitute for a permanent "employee" on leave or to meet seasonal or short-term workload conditions.

20. "Volunteer worker" means a person who is not your "employee", and who donates his or her work and acts at the direction of and within the scope of duties determined by you, and is not paid a fee, salary or other compensation by you or anyone else for their work performed for you.

21. "Your product":

a. Means:

(1) Any goods or products, other than real property, manufactured, sold, handled, distributed or disposed of by:

(a) You;

(b) Others trading under your name; or

(c) A person or organization whose business or assets you have acquired; and

(2) Containers (other than vehicles), materials, parts or equipment furnished in connection with such goods or products.

b. Includes

(1) Warranties or representations made at any time with respect to the fitness, quality, durability, performance or use of "your product"; and

(2) The providing of or failure to provide warnings or instructions.

c. Does not include vending machines or other property rented to or located for the use of others but not sold.

22. "Your work":

a. Means:

(1) Work or operations performed by you or on your behalf; and

(2) Materials, parts or equipment furnished in connection with such work or operations.

b. Includes

(1) Warranties or representations made at any time with respect to the fitness, quality, durability, performance or use of "your work", and

(2) The providing of or failure to provide warnings or instructions.

Sample

POLICY NUMBER:

COMMERCIAL GENERAL LIABILITY
CG 20 10 07 04

THIS ENDORSEMENT CHANGES THE POLICY. PLEASE READ IT CAREFULLY.

ADDITIONAL INSURED – OWNERS, LESSEES OR CONTRACTORS – SCHEDULED PERSON OR ORGANIZATION

This endorsement modifies insurance provided under the following:

COMMERCIAL GENERAL LIABILITY COVERAGE PART

SCHEDULE

Name Of Additional Insured Person(s) Or Organization(s):	Location(s) Of Covered Operations
Information required to complete this Schedule, if not shown above, will be shown in the Declarations.	

SAMPLE

A. **Section II – Who Is An Insured** is amended to include as an additional insured the person(s) or organization(s) shown in the Schedule, but only with respect to liability for "bodily injury", "property damage" or "personal and advertising injury" caused, in whole or in part, by:

1. Your acts or omissions; or
2. The acts or omissions of those acting on your behalf;

in the performance of your ongoing operations for the additional insured(s) at the location(s) designated above.

B. With respect to the insurance afforded to these additional insureds, the following additional exclusions apply:

This insurance does not apply to "bodily injury" or "property damage" occurring after:

1. All work, including materials, parts or equipment furnished in connection with such work, on the project (other than service, maintenance or repairs) to be performed by or on behalf of the additional insured(s) at the location of the covered operations has been completed; or
2. That portion of "your work" out of which the injury or damage arises has been put to its intended use by any person or organization other than another contractor or subcontractor engaged in performing operations for a principal as a part of the same project.

END OF SECTION 00 62 16.12

© ISO Properties, Inc., 2004

POLICY NUMBER:

COMMERCIAL GENERAL LIABILITY
CG 20 37 07 04

THIS ENDORSEMENT CHANGES THE POLICY. PLEASE READ IT CAREFULLY.

ADDITIONAL INSURED – OWNERS, LESSEES OR CONTRACTORS – COMPLETED OPERATIONS

This endorsement modifies insurance provided under the following:

COMMERCIAL GENERAL LIABILITY COVERAGE PART

SCHEDULE

Name Of Additional Insured Person(s) Or Organization(s):	Location And Description Of Completed Operations
Information required to complete this Schedule, if not shown above, will be shown in the Declarations.	

SAMPLE

Section II – Who Is An Insured is amended to include as an additional insured the person(s) or organization(s) shown in the Schedule, but only with respect to liability for "bodily injury" or "property damage" caused, in whole or in part, by "your work" at the location designated and described in the schedule of this endorsement performed for that additional insured and included in the "products-completed operations hazard".

END OF SECTION 00 62 16.13

POLICY NUMBER:

COMMERCIAL GENERAL LIABILITY
CG 25 04 03 97

THIS ENDORSEMENT CHANGES THE POLICY. PLEASE READ IT CAREFULLY.

DESIGNATED LOCATION(S) GENERAL AGGREGATE LIMIT

This endorsement modifies insurance provided under the following:

COMMERCIAL GENERAL LIABILITY COVERAGE PART

SCHEDULE

Designated Location(s):

(If no entry appears above, information required to complete this endorsement will be shown in the Declarations as applicable to this endorsement.)

A. For all sums which the insured becomes legally obligated to pay as damages caused by "occurrences" under COVERAGE **A** (SECTION **I**), and for all medical expenses caused by accidents under COVERAGE **C** (SECTION **I**), which can be attributed only to operations at a single designated "location" shown in the Schedule above:

1. A separate Designated Location General Aggregate Limit applies to each designated "location", and that limit is equal to the amount of the General Aggregate Limit shown in the Declarations.

2. The Designated Location General Aggregate Limit is the most we will pay for the sum of all damages under COVERAGE **A**, except damages because of "bodily injury" or "property damage" included in the "products-completed operations hazard", and for medical expenses under COVERAGE **C** regardless of the number of:

a. Insureds;

b. Claims made or "suits" brought; or

c. Persons or organizations making claims or bringing "suits".

3. Any payments made under COVERAGE **A** for damages or under COVERAGE **C** for medical expenses shall reduce the Designated Location General Aggregate Limit for that designated "location". Such payments shall not reduce the General Aggregate Limit shown in the Declarations nor shall they reduce any other Designated Location General Aggregate Limit for any other designated "location" shown in the Schedule above.

4. The limits shown in the Declarations for Each Occurrence, Fire Damage and Medical Expense continue to apply. However, instead of being subject to the General Aggregate Limit shown in the Declarations, such limits will be subject to the applicable Designated Location General Aggregate Limit.

Sample

 Copyright, Insurance Services Office, Inc., 1996

B. For all sums which the insured becomes legally obligated to pay as damages caused by "occurrences" under COVERAGE **A** (SECTION **I**), and for all medical expenses caused by accidents under COVERAGE **C** (SECTION **I**), which cannot be attributed only to operations at a single designated "location" shown in the Schedule above:

1. Any payments made under COVERAGE **A** for damages or under COVERAGE **C** for medical expenses shall reduce the amount available under the General Aggregate Limit or the Products-Completed Operations Aggregate Limit, whichever is applicable; and

2. Such payments shall not reduce any Designated Location General Aggregate Limit.

C. When coverage for liability arising out of the "products-completed operations hazard" is provided, any payments for damages because of "bodily injury" or "property damage" included in the "products-completed operations hazard" will reduce the Products-Completed Operations Aggregate Limit, and not reduce the General Aggregate Limit nor the Designated Location General Aggregate Limit.

D. For the purposes of this endorsement, the **Definitions** Section is amended by the addition of the following definition:

"Location" means premises involving the same or connecting lots, or premises whose connection is interrupted only by a street, roadway, waterway or right-of-way of a railroad.

E. The provisions of Limits Of Insurance (SECTION **III**) not otherwise modified by this endorsement shall continue to apply as stipulated.

Sample

END OF SECTION 00 62 16.14

Copyright, Insurance Services Office, Inc., 1996

AIA® Document G703® – 1992

Continuation Sheet

AIA Document G702®, Application and Certification for Payment, or G732™, Application and Certificate for Payment, Construction Manager as Adviser Edition, containing Contractor's signed certification is attached.
Use Column I on Contracts where variable retainage for line items may apply.

APPLICATION NO:	001
APPLICATION DATE:	
PERIOD TO:	
ARCHITECT'S PROJECT NO:	

A	B	C	D	E	F	G		H	I
ITEM NO.	DESCRIPTION OF WORK	SCHEDULED VALUE	WORK COMPLETED		MATERIALS PRESENTLY STORED (NOT IN D OR E)	TOTAL COMPLETED AND STORED TO DATE (D + E + F)	% (G ÷ C)	BALANCE TO FINISH (C - G)	RETAINAGE (IF VARIABLE RATE)
			FROM PREVIOUS APPLICATION (D + E)	THIS PERIOD					
		0.00	0.00	0.00	0.00	0.00	0.00%	0.00	0.00
		0.00	0.00	0.00	0.00	0.00	0.00%	0.00	0.00
		0.00	0.00	0.00	0.00	0.00	0.00%	0.00	0.00
		0.00	0.00	0.00	0.00	0.00	0.00%	0.00	0.00
		0.00	0.00	0.00	0.00	0.00	0.00%	0.00	0.00
		0.00	0.00	0.00	0.00	0.00	0.00%	0.00	0.00
		0.00	0.00	0.00	0.00	0.00	0.00%	0.00	0.00
		0.00	0.00	0.00	0.00	0.00	0.00%	0.00	0.00
		0.00	0.00	0.00	0.00	0.00	0.00%	0.00	0.00
		0.00	0.00	0.00	0.00	0.00	0.00%	0.00	0.00
		0.00	0.00	0.00	0.00	0.00	0.00%	0.00	0.00
		0.00	0.00	0.00	0.00	0.00	0.00%	0.00	0.00
		0.00	0.00	0.00	0.00	0.00	0.00%	0.00	0.00
		0.00	0.00	0.00	0.00	0.00	0.00%	0.00	0.00
		0.00	0.00	0.00	0.00	0.00	0.00%	0.00	0.00
		0.00	0.00	0.00	0.00	0.00	0.00%	0.00	0.00
		0.00	0.00	0.00	0.00	0.00	0.00%	0.00	0.00
		0.00	0.00	0.00	0.00	0.00	0.00%	0.00	0.00
		0.00	0.00	0.00	0.00	0.00	0.00%	0.00	0.00
		0.00	0.00	0.00	0.00	0.00	0.00%	0.00	0.00
	GRAND TOTAL	**$0.00**	**$0.00**	**$0.00**	**$0.00**	**$0.00**	**0.00%**	**$0.00**	**$0.00**

AIA Document G703® – 1992. Copyright © 1963, 1965, 1966, 1967,1970, 1978, 1983 and 1992 by The American Institute of Architects. All rights reserved. The "American Institute of Architects," "AIA," the AIA Logo, "G703," and "AIA Contract Documents" are registered trademarks and may not be used without permission. This document was produced by AIA software at 13:55:56 ET on 12/14/2020 under Order No.2908190133 which expires on 06/22/2021, is not for resale, is licensed for one-time use only, and may only be used in accordance with the AIA Contract Documents® Terms of Service. To report copyright violations, e-mail copyright@aia.org.
User Notes:
(3B9ADA57)

AIA® Document G702® – 1992

Application and Certificate for Payment

TO OWNER: University of Maine System
by and through
University of Maine
5765 Service Building
Orono, ME 04469

PROJECT:

APPLICATION NO:
PERIOD TO:

Distribution to:
OWNER: ☐
ARCHITECT: ☐
CONTRACTOR: ☐
FIELD: ☐
OTHER: ☐

FROM CONTRACTOR:

VIA ARCHITECT:

CONTRACT FOR:
CONTRACT DATE:
PROJECT NOS: / /

CONTRACTOR'S APPLICATION FOR PAYMENT

Application is made for payment, as shown below, in connection with the Contract.
AIA Document G703®, Continuation Sheet, is attached.

1. ORIGINAL CONTRACT SUM	
2. NET CHANGE BY CHANGE ORDERS	0.00
3. CONTRACT SUM TO DATE (Line 1 ± 2)	0.00
4. TOTAL COMPLETED & STORED TO DATE (Column G on G703)	0.00
5. RETAINAGE:	
a. 0 % of Completed Work (Column D + E on G703)	0.00
b. 0 % of Stored Material (Column F on G703)	0.00
Total Retainage (Lines 5a + 5b or Total in Column I of G703)	0.00
6. TOTAL EARNED LESS RETAINAGE (Line 4 Less Line 5 Total)	0.00
7. LESS PREVIOUS CERTIFICATES FOR PAYMENT (Line 6 from prior Certificate)	0.00
8. CURRENT PAYMENT DUE	0.00
9. BALANCE TO FINISH, INCLUDING RETAINAGE (Line 3 less Line 6)	0.00

CHANGE ORDER SUMMARY	ADDITIONS	DEDUCTIONS
Total changes approved in previous months by Owner	0.00	0.00
Total approved this Month	0.00	0.00
TOTALS	0.00	0.00
NET CHANGES by Change Order		0.00

The undersigned Contractor certifies that to the best of the Contractor's knowledge, information and belief the Work covered by this Application for Payment has been completed in accordance with the Contract Documents, that all amounts have been paid by the Contractor for Work for which previous Certificates for Payment were issued and payments received from the Owner, and that current payment shown herein is now due.

CONTRACTOR:

By: _____ Date: _____

State of:

County of:

Subscribed and sworn to before
me this day of

Notary Public:

My Commission expires:

ARCHITECT'S CERTIFICATE FOR PAYMENT

In accordance with the Contract Documents, based on on-site observations and the data comprising this application, the Architect certifies to the Owner that to the best of the Architect's knowledge, information and belief the Work has progressed as indicated, the quality of the Work is in accordance with the Contract Documents, and the Contractor is entitled to payment of the AMOUNT CERTIFIED.

AMOUNT CERTIFIED 0.00

(Attach explanation if amount certified differs from the amount applied. Initial all figures on this Application and on the Continuation Sheet that are changed to conform with the amount certified.)

ARCHITECT:

By: _____ Date: _____

This Certificate is not negotiable. The AMOUNT CERTIFIED is payable only to the Contractor named herein. Issuance, payment and acceptance of payment are without prejudice to any rights of the Owner or Contractor under this Contract.

AIA Document G702® – 1992. Copyright © 1953, 1963, 1965, 1971, 1978, 1983 and 1992 by The American Institute of Architects. All rights reserved. The "American Institute of Architects," "AIA," the AIA Logo, "G702," and "AIA Contract Documents" are registered trademarks and may not be used without permission. This document was produced by AIA software at 13:05:11 ET on 03/26/2021 under Order No.2908190133 which expires on 06/22/2021, is not for resale, is licensed for one-time use only, and may only be used in accordance with the AIA Contract Documents® Terms of Service. To report copyright violations, e-mail copyright@aia.org.
User Notes: (3B9ADA4C)

SECTION 00 62 76.13
SAMPLE

SALES TAX FORM

DATE: _____

VENDOR: _____
Vendor Name

_____
Vendor Address

_____
Vendor City, State Zip

I hereby certify under penalties of perjury, that:

I am engaged in the performance of a construction contract on a project for the University of Maine System which is a Sales Tax exempt organization under the Maine Sales and Use Tax Law, Section 1760, subsection 2 and 16:

This project is titled: INSERT PROJECT NAME HERE
Project Title

The project is located at: UNIVERSITY OF MAINE
Campus Name or Town

This certificate is issued to cover purchases of materials that will be permanently incorporated into the real property belonging to the exempt organization or government agency indicated above.

Signed: _____
Authorized Signature

Name &Title: _____

Firm Name: _____

Firm Address: _____

Firm City, State Zip _____

END OF SECTION 00 62 76.13

AIA® Document G707A™ – 1994

Consent of Surety to Reduction in or Partial Release of Retainage

PROJECT: *(Name and address)*
Samples

ARCHITECT'S PROJECT NUMBER:

CONTRACT FOR:

CONTRACT DATED:

OWNER: ☐
ARCHITECT: ☐
CONTRACTOR: ☐
SURETY: ☐
OTHER: ☐

TO OWNER: *(Name and address)*
University of Maine System
by and through
University of Maine
5765 Service Building
Orono, ME 04469

In accordance with the provisions of the Contract between the Owner and the Contractor as indicated above, the
(Insert name and address of Surety)

, SURETY,

on bond of
(Insert name and address of Contractor)

, CONTRACTOR,

hereby approves the reduction in or partial release of retainage to the Contractor as follows:

The Surety agrees that such reduction in or partial release of retainage to the Contractor shall not relieve the Surety of any of its obligations to
(Insert name and address of Owner)

, OWNER,

as set forth in said Surety's bond.

IN WITNESS WHEREOF, the Surety has hereunto set its hand on this date:
(Insert in writing the month followed by the numeric date and year.)

_____
(Surety)

_____
(Signature of authorized representative)

Attest:
(Seal):

_____
(Printed name and title)

AIA Document G707A™ – 1994. Copyright © 1971, 1982 and 1994 by The American Institute of Architects. All rights reserved. The "American Institute of Architects," "AIA," the AIA Logo, and "AIA Contract Documents" are registered trademarks and may not be used without permission. This document was produced by AIA software at 22:31:00 ET on 03/03/2021 under Order No.2908190133 which expires on 06/22/2021, is not for resale, is licensed for one-time use only, and may only be used in accordance with the AIA Contract Documents® Terms of Service. To report copyright violations, e-mail copyright@aia.org.
User Notes: (3B9ADA5C)

00 62 79
SAMPLE

STORED MATERIALS

University of Maine System
by and through
University of Maine
5765 Service Building
Orono ME 04469

Project Title: _____

Location: University of Maine

Contractor: _____

Materials and/or equipment (hereinafter "Materials") that have not yet been incorporated into the work may be delivered and suitably stored, at the site or some other location agreed upon by the Owner. The Materials listed below have been estimated at 100% of the cost and will be stored at _____. The Owner will reimburse the Contractor based upon the prices included on the Schedule of Values Form, 00 62 73(AIA G703), less the cost of installation. The Contractor must complete sufficient copies of this Stored Materials Form, 00 62 79, to accompany the Application for Payment. The Contractor shall secure the signature of its bonding company on all forms and shall also provide a Power of Attorney from the bonding company.

SCHEDULE

Qty	Material/Equipment	Item in AIA G703		Unit Wholesale Price	Extended Wholesale Price
		Item No	Unit Price		
				Total	

Surety _____ By: _____
Attorney-in-Fact

Power of Attorney Must be Attached

Date: _____

BILL OF SALE

The Contractor, _____, (will store/has stored) certain Materials (at the site of this project/at an approved warehouse/at bonded warehouse) and will be paid in accordance with the provisions of the General Conditions of the Contract for Construction. In consideration of the sum of $_____ paid to the contractor by the Owner, and, incompliance with the provisions of the Contract, and, with the intention to be legally bound, the Contractor does hereby grant, bargain, sell and deliver unto the Owner, it successors and assigns, all and singular, the Materials described in the schedule above. The Contractor agrees that:

1. Contractor has good title to the Materials, free and clear of all liens and encumbrances, and title is granted to the Owner;

2. The Materials will be used only in the construction of the above referenced project, under the provisions of the Contract, and will not be diverted elsewhere without the prior written consent of the Owner;

3. The Materials have been delivered to and are at the places approved for storage, and they are clearly marked and identified as the property of the Owner and are stored in a safe and secure manner to protect from damage or loss;

4. The Contractor will pay all expenses in connection with the sale, delivery, storage, protection and insurance of Materials granted to the Owner.

5. The Contractor will remain responsible for the Materials, which will remain under its custody and control for all losses, and will fully indemnify the Owner for the cost of the Materials should the Materials be lost or damaged or stolen, regardless of exclusions in insurance policies required under this document. The contractor has insured the Materials against loss or damage by fire (with extended coverage), theft and burglary, with loss payable to the Owner;

6. The Contractor agrees that the quantities of Materials set forth in the Schedule of Values Form represents the maximum quantities for which it may be entitled to payment under the provisions of the contract;

7. The following information is included with this form:

    (1) An Application for Payment;
    (2) An invoice or copy of an invoice for Materials stored;
    (3) Evidence of payment, or when payment has not been made, a letter on the Contractor's letterhead authorizing payment to be made jointly to the Contractor and the Supplier;
    (4) Photographs showing the stored Materials and its location;
    (5) a fire and theft insurance policy rider for the stored Materials.
    (6) a warehouseman's receipt acknowledging that the Materials being stored at the warehouse are being held for the benefit of the Contractor or/or University.

Witness:

_____ By: _____ (SEAL)
Principal/Contractor-Individual

Witness:

_____
Principal/Contractor-Individual

_____ _____ (SEAL)

_____ _____ (SEAL)

_____ _____ (SEAL)

_____ _____ (SEAL)

Attest:

_____
Principal/Contractor-Corporation

_____ By: _____
Secretary President

END OF SECTION 00 62 79

AIA® Document G716™ – 2004

Request for Information ("RFI")

TO:

FROM:

PROJECT:
Samples

ISSUE DATE:

RFI No.

REQUESTED REPLY DATE:

PROJECT NUMBERS: /

COPIES TO:

RFI DESCRIPTION: *(Fully describe the question or type of information requested.)*

REFERENCES/ATTACHMENTS: *(List specific documents researched when seeking the information requested.)*
SPECIFICATIONS: **DRAWINGS:** **OTHER:**

SENDER'S RECOMMENDATION: *(If RFI concerns a site or construction condition, the sender may provide a recommended solution, including cost and/or schedule considerations.)*

RECEIVER'S REPLY: *(Provide answer to RFI, including cost and/or schedule considerations.)*

BY	DATE	COPIES TO

Note: This reply is not an authorization to proceed with work involving additional cost, time or both. If any reply requires a change to the Contract Documents, a Change Order, Construction Change Directive or a Minor Change in the work must be executed in accordance with the Contract Documents.

AIA Document G716™ – 2004. Copyright © 2004 by The American Institute of Architects. All rights reserved. The "American Institute of Architects," "AIA," the AIA Logo, and "AIA Contract Documents" are registered trademarks and may not be used without permission. This document was produced by AIA software at 23:13:51 ET on 12/09/2020 under Order No.2908190133 which expires on 06/22/2021, is not for resale, is licensed for one-time use only, and may only be used in accordance with the AIA Contract Documents® Terms of Service. To report copyright violations, e-mail copyright@aia.org.
User Notes: (3B9ADA46)

AIA® Document G710™ – 2017

Architect's Supplemental Instructions

PROJECT: *(name and address)*
Samples

CONTRACT INFORMATION:
Contract For:
Date:

ASI INFORMATION:
ASI Number:
Date:

OWNER: *(name and address)*
University of Maine System
by and through
University of Maine
5765 Service Building
Orono, ME 04469

ARCHITECT: *(name and address)*

CONTRACTOR: *(name and address)*

The Contractor shall carry out the Work in accordance with the following supplemental instructions without change in Contract Sum or Contract Time. Proceeding with the Work in accordance with these instructions indicates your acknowledgment that there will be no change in the Contract Sum or Contract Time.
(Insert a detailed description of the Architect's supplemental instructions and, if applicable, attach or reference specific exhibits.)

ISSUED BY THE ARCHITECT:

ARCHITECT *(Firm name)*

SIGNATURE

PRINTED NAME AND TITLE

DATE

AIA Document G710™ – 2017. Copyright © 1979, 1992 and 2017 by The American Institute of Architects. All rights reserved. The "American Institute of Architects," "AIA," the AIA Logo, and "AIA Contract Documents" are registered trademarks and may not be used without permission. This document was produced by AIA software at 14:26:11 ET on 03/26/2021 under Order No.2908190133 which expires on 06/22/2021, is not for resale, is licensed for one-time use only, and may only be used in accordance with the AIA Contract Documents® Terms of Service. To report copyright violations, e-mail copyright@aia.org.
User Notes: (3B9ADA44)

AIA® Document G714™ – 2017

Construction Change Directive

PROJECT: *(name and address)*
Samples

CONTRACT INFORMATION:
Contract For:
Date:

CCD INFORMATION:
Directive Number:
Date:

OWNER: *(name and address)*
University of Maine System
by and through
University of Maine
5765 Service Building
Orono, ME 04469

ARCHITECT: *(name and address)*

CONTRACTOR: *(name and address)*

The Contractor is hereby directed to make the following change(s) in this Contract:
(Insert a detailed description of the change and, if applicable, attach or reference specific exhibits.)

PROPOSED ADJUSTMENTS

1. The proposed basis of adjustment to the Contract Sum or Guaranteed Maximum Price is:

- ☐ Lump Sum decrease of $0.00
- ☐ Unit Price of $ per
- ☐ Cost, as defined below, plus the following fee:
  (Insert a definition of, or method for determining, cost)
- ☐ As follows:

2. The Contract Time is proposed to . The proposed adjustment, if any, is .

NOTE: The Owner, Architect and Contractor should execute a Change Order to supersede this Construction Change Directive to the extent they agree upon adjustments to the Contract Sum, Contract Time, or Guaranteed Maximum price for the change(s) described herein.

When signed by the Owner and Architect and received by the Contractor, this document becomes effective IMMEDIATELY as a Construction Change Directive (CCD), and the Contractor shall proceed with the change(s) described above.

Contractor signature indicates agreement with the proposed adjustments in Contract Sum and Contract Time set forth in this CCD.

ARCHITECT *(Firm name)*	**OWNER** *(Firm name)*	**CONTRACTOR** *(Firm name)*
SIGNATURE	**SIGNATURE**	**SIGNATURE**
PRINTED NAME AND TITLE	**PRINTED NAME AND TITLE**	**PRINTED NAME AND TITLE**
DATE	**DATE**	**DATE**

AIA Document G714™ – 2017. Copyright © 2001, 2007 and 2017 by The American Institute of Architects. All rights reserved. The "American Institute of Architects," "AIA," the AIA Logo, and "AIA Contract Documents" are registered trademarks and may not be used without permission. This document was produced by AIA software at 11:52:44 ET on 03/04/2021 under Order No.2908190133 which expires on 06/22/2021, is not for resale, is licensed for one-time use only, and may only be used in accordance with the AIA Contract Documents® Terms of Service. To report copyright violations, e-mail copyright@aia.org.
User Notes: (3B9ADA46)

AIA® Document G709™ – 2018

Proposal Request

PROJECT: *(name and address)*
Samples

CONTRACT INFORMATION:
Contract For:
Date:

Architect's Project Number:
Proposal Request Number:
Proposal Request Date:

OWNER: *(name and address)*
University of Maine System
by and through
University of Maine
5765 Service Building
Orono, ME 04469

ARCHITECT: *(name and address)*

CONTRACTOR: *(name and address)*

The Owner requests an itemized proposal for changes to the Contract Sum and Contract Time for proposed modifications to the Contract Documents described herein. The Contractor shall submit this proposal within Zero (0) days or notify the Architect in writing of the anticipated date of submission.
(Insert a detailed description of the proposed modifications to the Contract Documents and, if applicable, attach or reference specific exhibits.)

THIS IS NOT A CHANGE ORDER, A CONSTRUCTION CHANGE DIRECTIVE, OR A DIRECTION TO PROCEED WITH THE WORK DESCRIBED IN THE PROPOSED MODIFICATIONS.

REQUESTED BY THE ARCHITECT:

PRINTED NAME AND TITLE

AIA Document G709™ – 2018. Copyright © 1993, 2001 and 2018 by The American Institute of Architects. All rights reserved. The "American Institute of Architects," "AIA," the AIA Logo, and "AIA Contract Documents" are registered trademarks and may not be used without permission. This document was produced by AIA software at 14:35:00 ET on 03/26/2021 under Order No.2908190133 which expires on 06/22/2021, is not for resale, is licensed for one-time use only, and may only be used in accordance with the AIA Contract Documents® Terms of Service. To report copyright violations, e-mail copyright@aia.org.
User Notes: (3B9ADA4B)

AIA® Document G701™ – 2017

Change Order

PROJECT: *(Name and address)*
Samples

CONTRACT INFORMATION:
Contract For:
Date:

CHANGE ORDER INFORMATION:
Change Order Number:
Date:

OWNER: *(Name and address)*
University of Maine System
by and through
University of Maine
5765 Service Building
Orono, ME 04469

ARCHITECT: *(Name and address)*

CONTRACTOR: *(Name and address)*

THE CONTRACT IS CHANGED AS FOLLOWS:
(Insert a detailed description of the change and, if applicable, attach or reference specific exhibits. Also include agreed upon adjustments attributable to executed Construction Change Directives.)

The original Contract Sum was	$	0.00
The net change by previously authorized Change Orders	$	0.00
The Contract Sum prior to this Change Order was	$	0.00
The Contract Sum will be increased by this Change Order in the amount of	$	0.00
The new Contract Sum including this Change Order will be	$	0.00

The Contract Time will be increased by Zero (0) days.
The new date of Substantial Completion will be

NOTE: This Change Order does not include adjustments to the Contract Sum or Guaranteed Maximum Price, or the Contract Time, that have been authorized by Construction Change Directive until the cost and time have been agreed upon by both the Owner and Contractor, in which case a Change Order is executed to supersede the Construction Change Directive.

NOT VALID UNTIL SIGNED BY THE ARCHITECT, CONTRACTOR AND OWNER.

ARCHITECT *(Firm name)*	CONTRACTOR *(Firm name)*	OWNER *(Firm name)*
SIGNATURE	SIGNATURE	SIGNATURE
PRINTED NAME AND TITLE	PRINTED NAME AND TITLE	PRINTED NAME AND TITLE
DATE	DATE	DATE

AIA Document G701™ – 2017. Copyright © 1979, 1987, 2000 , 2001 and 2017 by The American Institute of Architects. All rights reserved. The "American Institute of Architects," "AIA," the AIA Logo, and "AIA Contract Documents" are registered trademarks and may not be used without permission. This document was produced by AIA software at 11:57:09 ET on 03/26/2021 under Order No.2908190133 which expires on 06/22/2021, is not for resale, is licensed for one-time use only, and may only be used in accordance with the AIA Contract Documents® Terms of Service. To report copyright violations, e-mail copyright@aia.org.
User Notes: (3B9ADA4C)

AIA® Document G704™ – 2017

Certificate of Substantial Completion

PROJECT: *(name and address)*
Samples

CONTRACT INFORMATION:
Contract For:
Date:

CERTIFICATE INFORMATION:
Certificate Number:
Date:

OWNER: *(name and address)*
University of Maine System
by and through
University of Maine
5765 Service Building
Orono, ME 04469

ARCHITECT: *(name and address)*

CONTRACTOR: *(name and address)*

The Work identified below has been reviewed and found, to the Architect's best knowledge, information, and belief, to be substantially complete. Substantial Completion is the stage in the progress of the Work when the Work or designated portion is sufficiently complete in accordance with the Contract Documents so that the Owner can occupy or utilize the Work for its intended use. The date of Substantial Completion of the Project or portion designated below is the date established by this Certificate.
(Identify the Work, or portion thereof, that is substantially complete.)

ARCHITECT *(Firm Name)*	**SIGNATURE**	**PRINTED NAME AND TITLE**	**DATE OF SUBSTANTIAL COMPLETION**

WARRANTIES
The date of Substantial Completion of the Project or portion designated above is also the date of commencement of applicable warranties required by the Contract Documents, except as stated below:
(Identify warranties that do not commence on the date of Substantial Completion, if any, and indicate their date of commencement.)

WORK TO BE COMPLETED OR CORRECTED
A list of items to be completed or corrected is attached hereto, or transmitted as agreed upon by the parties, and identified as follows:
(Identify the list of Work to be completed or corrected.)

The failure to include any items on such list does not alter the responsibility of the Contractor to complete all Work in accordance with the Contract Documents. Unless otherwise agreed to in writing, the date of commencement of warranties for items on the attached list will be the date of issuance of the final Certificate of Payment or the date of final payment, whichever occurs first. The Contractor will complete or correct the Work on the list of items attached hereto within ( ) days from the above date of Substantial Completion.

Cost estimate of Work to be completed or corrected: $

The responsibilities of the Owner and Contractor for security, maintenance, heat, utilities, damage to the Work, insurance, and other items identified below shall be as follows:
(Note: Owner's and Contractor's legal and insurance counsel should review insurance requirements and coverage.)

The Owner and Contractor hereby accept the responsibilities assigned to them in this Certificate of Substantial Completion:

CONTRACTOR *(Firm Name)*	**SIGNATURE**	**PRINTED NAME AND TITLE**	**DATE**
OWNER *(Firm Name)*	**SIGNATURE**	**PRINTED NAME AND TITLE**	**DATE**

AIA Document G704™ – 2017. Copyright © 1963, 1978, 1992, 2000 and 2017 by The American Institute of Architects. All rights reserved. The "American Institute of Architects," "AIA," the AIA Logo, and "AIA Contract Documents" are registered trademarks and may not be used without permission. This document was produced by AIA software at 22:45:55 ET on 03/03/2021 under Order No.2908190133 which expires on 06/22/2021, is not for resale, is licensed for one-time use only, and may only be used in accordance with the AIA Contract Documents® Terms of Service. To report copyright violations, e-mail copyright@aia.org.
User Notes: (3B9ADA4A)

SECTION 00 65 19
CERTIFICATE OF COMPLETION FORM
(Final)

DATE:

PROJECT NAME:

SUBSTANTIAL COMPLETION DATE:

FINAL COMPLETION is defined, in accordance with Article 9 of the A201 General Conditions of the Contract for Construction, as the date certified by the Architect when all the Work of the Project is fully complete, the Close-Out requirements of Paragraph 9.10 of the General Conditions have been completed, including the Close-Out Meeting and approval of Close-Out by the Architect, in accordance with Subparagraph 9.10.2, and the Contract fully performed in accordance with the Contract Documents, and the Contractor entitled to final payment.

The CONTRACTOR certifies that the Work is fully completed and was completed on or before _____, and submits herewith:

Application for Final Payment (AIA G702)
Affidavit of Payments (AIA G706)
Consent of Surety (AIA G707)
Releases of Liens (AIA G706A)
Waiver of Lien

CONTRACTOR:

By: _____ Date: _____

Name:

The ARCHITECT has inspected the Work and has determined that the Date of Final Completion was _____.

ARCHITECT:

By: _____ Date: _____

Name:

The OWNER hereby accepts the Work as fully complete and will make final payment.

OWNER:

By: _____ Date: _____

University of Maine System

END OF SECTION 00 65 19

AIA® Document G706™ – 1994

Contractor's Affidavit of Payment of Debts and Claims

PROJECT: *(Name and address)*
Samples

ARCHITECT'S PROJECT NUMBER:

CONTRACT FOR:

CONTRACT DATED:

OWNER: ☐
ARCHITECT: ☐
CONTRACTOR: ☐
SURETY: ☐
OTHER: ☐

TO OWNER: *(Name and address)*
University of Maine System
by and through
University of Maine
5765 Service Building
Orono, ME 04469

STATE OF: *(State of Signature)*
COUNTY OF: *(County of Signature)*

The undersigned hereby certifies that, except as listed below, payment has been made in full and all obligations have otherwise been satisfied for all materials and equipment furnished, for all work, labor, and services performed, and for all known indebtedness and claims against the Contractor for damages arising in any manner in connection with the performance of the Contract referenced above for which the Owner or Owner's property might in any way be held responsible or encumbered.

EXCEPTIONS:

SUPPORTING DOCUMENTS ATTACHED HERETO:

1. Consent of Surety to Final Payment. Whenever Surety is involved, Consent of Surety is required. AIA Document G707, Consent of Surety, may be used for this purpose

Indicate Attachment ☐ Yes ☐ No

The following supporting documents should be attached hereto if required by the Owner:

1. Contractor's Release or Waiver of Liens, conditional upon receipt of final payment.

2. Separate Releases or Waivers of Liens from Subcontractors and material and equipment suppliers, to the extent required by the Owner, accompanied by a list thereof.

3. Contractor's Affidavit of Release of Liens (AIA Document G706A).

CONTRACTOR: *(Name and address)*

BY: _____
(Signature of authorized representative)

_____
(Printed name and title)

Subscribed and sworn to before me on this date:

Notary Public:
My Commission Expires:

AIA Document G706™ – 1994. Copyright © 1970 and 1994 by The American Institute of Architects. All rights reserved. The "American Institute of Architects," "AIA," the AIA Logo, and "AIA Contract Documents" are registered trademarks and may not be used without permission. This document was produced by AIA software at 22:50:30 ET on 03/03/2021 under Order No.2908190133 which expires on 06/22/2021, is not for resale, is licensed for one-time use only, and may only be used in accordance with the AIA Contract Documents® Terms of Service. To report copyright violations, e-mail copyright@aia.org.
User Notes: (3B9ADA4E)

AIA® Document G706A™ – 1994

Contractor's Affidavit of Release of Liens

PROJECT: *(Name and address)*
Samples

TO OWNER: *(Name and address)*
University of Maine System
by and through
University of Maine
5765 Service Building
Orono, ME 04469

ARCHITECT'S PROJECT NUMBER:

CONTRACT FOR:
CONTRACT DATED:

OWNER: ☐
ARCHITECT: ☐
CONTRACTOR: ☐
SURETY: ☐
OTHER: ☐

STATE OF: *(State of Signature)*
COUNTY OF: *(County of Signature)*

The undersigned hereby certifies that to the best of the undersigned's knowledge, information and belief, except as listed below, the Releases or Waivers of Lien attached hereto include the Contractor, all Subcontractors, all suppliers of materials and equipment, and all performers of Work, labor or services who have or may have liens or encumbrances or the right to assert liens or encumbrances against any property of the Owner arising in any manner out of the performance of the Contract referenced above.

EXCEPTIONS:

SUPPORTING DOCUMENTS ATTACHED HERETO:

1. Contractor's Release or Waiver of Liens, conditional upon receipt of final payment.

2. Separate Releases or Waivers of Liens from Subcontractors and material and equipment suppliers, to the extent required by the Owner, accompanied by a list thereof.

CONTRACTOR: *(Name and address)*

BY: _____
(Signature of authorized representative)

_____
(Printed name and title)

Subscribed and sworn to before me on this date:

Notary Public:
My Commission Expires:

AIA Document G706A™ – 1994. Copyright © 1982 and 1994 by The American Institute of Architects. All rights reserved. The "American Institute of Architects," "AIA," the AIA Logo, and "AIA Contract Documents" are registered trademarks and may not be used without permission. This document was produced by AIA software at 22:55:17 ET on 03/03/2021 under Order No.2908190133 which expires on 06/22/2021, is not for resale, is licensed for one-time use only, and may only be used in accordance with the AIA Contract Documents® Terms of Service. To report copyright violations, e-mail copyright@aia.org.
User Notes: (3B9ADA69)

SAMPLE

SECTION 00 65 19.17
WAIVER OF LIEN

DATE: _____

State of: _____
State of Signature

County of: _____
County of Signature

TO: University of Maine System
by and through
University of Maine
5765 Service Building
Orono, ME 04469

SUBJECT:

Project Name: project

Project Location: UNIVERSITY OF MAINE

Upon receipt of the sum of _____ (being the balance due us under the existing contract or subcontract agreement for work on the Subject Project) the undersigned agrees that it will waive and release the University of Maine System from any and all lien or claim or right to lien on the Subject Project under the Statutes of the state of Maine relating to liens for labor, materials and/or subcontracts furnished for the Subject Project on premises belonging to the University of Maine System.

Signed: _____

Title: _____

Firm Name: _____

NOTARY

Subscribed and sworn to before me this _____ day of _____, 20_____.

_____
Signature Notary Public

END OF SECTION 00 65 19.17

SECTION 00 65 19.18

SUBCONTRACTOR/SUPPLIER CONDITIONAL
RELEASE AND WAIVER OF LIEN

DATE: _____

State of: _____
State of Signature

County of: _____
County of Signature

SUBJECT:

Project Name: _____

Project Location: _____

_____(hereinafter called the Subcontractor) in consideration of the sum of $_____to be paid to Subcontractor by_____upon receipt of said payment does hereby release and forever discharge _____and the **University of Maine System** from any and all workman's, materialman's, mechanic's, building or other liens, claims, causes of action, liabilities and other obligations with respect to the value of any and all work, services and materials furnished, performed, or supplied by the subcontractor to or in connection with the construction project known as the Insert Project Name Here located in Insert Location Here (hereinafter called the "Premises") through the date of _____. Subcontractor shall take all reasonable action to discharge any lien currently filed or pending against _____ and the **University of Maine System**, including without limitation the recording of instruments discharging said lien with the appropriate Registry of Deeds.

Subcontractor acknowledges that its receipt of said payment will constitute full and final payment for all work performed by Subcontractor through the date set forth above except for retainage if applicable, in the amount of ($)_____.

Subcontractor further covenants and represents that all of the subcontract suppliers, mechanics, materialmen, and laborers listed below engaged by Subcontractor have been paid in full (less proper retainage if any) or shall be immediately paid in full from the proceeds of this current payment for all work done and or materials furnished to the Premises through the date set forth in the first paragraph above. The Subcontractor hereby agrees to indemnify, defend, and hold _____ and The **University of Maine System** harmless from any and all claims, including but not limited to attorney fees, claims for payment, and liens of any kind or nature filed or made by any person or entity based upon work done or materials furnished in connection with the Premises by the Subcontractor or any sub-subcontractor, suppliers, mechanics, materialmen, and laborers employed by Subcontractor through the date set forth in the first paragraph above. Subcontractor shall request any sub-subcontractor, suppliers, mechanics, materialmen, and laborers employed by Subcontractor through the date set forth in the first paragraph above to, and shall itself, take all reasonable action to discharge any lien in connection with payments owed by Subcontractor currently filed or pending against _____ and the **University of Maine System**, including without limitation the recording of instruments discharging said lien with the appropriate Registry of Deeds.

Major sub-subcontractors and suppliers whose contract or purchase order meets or exceeds $5,000 working for said Subcontractor for the period stated above:

The undersigned represents that he is authorized by all corporate or other action necessary to execute and deliver this release.

Signed: _____

Title: _____

Firm Name: _____

NOTARY

Subscribed and sworn to before me this _____ day of _____, 20_____.

_____
Signature Notary Public

END OF SECTION 00 65 19.18

AIA® Document G707™ – 1994

Consent Of Surety to Final Payment

PROJECT: *(Name and address)*
Samples

ARCHITECT'S PROJECT NUMBER:

CONTRACT FOR:

CONTRACT DATED:

OWNER: ☐
ARCHITECT: ☐
CONTRACTOR: ☐
SURETY: ☐
OTHER: ☐

TO OWNER: *(Name and address)*
University of Maine System
by and through
University of Maine
5765 Service Building
Orono, ME 04469

In accordance with the provisions of the Contract between the Owner and the Contractor as indicated above, the
(*Insert name and address of Surety*)

, SURETY,

on bond of
(Insert name and address of Contractor)

, CONTRACTOR,

hereby approves of the final payment to the Contractor, and agrees that final payment to the Contractor shall not relieve the Surety of any of its obligations to
(Insert name and address of Owner)

, OWNER,

as set forth in said Surety's bond.

IN WITNESS WHEREOF, the Surety has hereunto set its hand on this date:
(Insert in writing the month followed by the numeric date and year.)

_____
(Surety)

_____
(Signature of authorized representative)

Attest:
(Seal):

_____
(Printed name and title)

AIA Document G707™ – 1994. Copyright © 1982 and 1994 by The American Institute of Architects. All rights reserved. The "American Institute of Architects," "AIA," the AIA Logo, and "AIA Contract Documents" are registered trademarks and may not be used without permission. This document was produced by AIA software at 22:59:41 ET on 03/03/2021 under Order No.2908190133 which expires on 06/22/2021, is not for resale, is licensed for one-time use only, and may only be used in accordance with the AIA Contract Documents® Terms of Service. To report copyright violations, e-mail copyright@aia.org.
User Notes: (3B9ADA5A)

SECTION 00 71 00
ABATEMENT CONTRACTING DEFINITIONS

The following definitions shall apply when the terms are used in these Contract Documents and are appended to the original Contracting Definitions section:

Abatement: Procedures to control fiber release from asbestos containing materials. Includes removal, encapsulation, enclosure, repair, demolition, and renovation activities.

ACGIH: American Conference of Governmental Industrial Hygienists 1330 Kemper Meadow Drive, Cincinnati, Ohio 45240-1634, (513) 742-2020

AIHA: American Industrial Hygiene Association 2700 Prosperity Drive, Suite 250, Fairfax, VA 22031 (703) 849-8888

Air Cell: Insulation normally used on pipes and ductwork that is comprised of corrugated cardboard which is frequently comprised of asbestos combined with cellulose or refractory binders.

Airlock: A system for permitting ingress and egress with minimum air movement between a contaminated area and an uncontaminated area, typically consisting of two curtained doorways separated by a distance of at least three (3) feet such that one passes through one doorway into the airlock, allowing the doorway sheeting to overlap and close off the opening before proceeding through the second doorway, thereby preventing flow-through contamination.

Air Monitor: The professional also known as Project Monitor contracted or employed by the University of Maine System to supervise and/or conduct air monitoring and analysis schemes. This individual may also function as the Asbestos Project Manager, if qualified. Supervision of air sampling and evaluation of results should be performed by an individual certified in the Comprehensive Practice of Industrial Hygiene (C.I.H.) and having specialized experience in air sampling for asbestos. Other acceptable Air Monitors include environmental engineers, architects, chemists and environmental scientists or others with equivalent experience in asbestos air monitoring. This individual shall not be affiliated in any way other than through this contract with the Contractor performing the abatement work.

Air Monitoring: The process of measuring the fiber content of a known volume of air collected during a specific period of time. The procedure normally utilized for asbestos follows the NIOSH Method 7400. For clearance air monitoring, electron microscopy methods may be utilized for lower detectability and specific fiber identification.

Amended Water: Water to which a surfactant has been added.

ANSI: American National Standards Institute, 11 West 42nd Street, NY, NY 10036

Asbestos: The asbestiform varieties of serpentine (chrysotile), riebeckite (crocidolite), cummingtonite-grunerite (amosite), anthophyllite, actinolite, and tremolite. For purposes of determining worker protection, both the asbestiform and non-asbestiform varieties and any of these materials that have been chemically treated and/or altered shall be considered as asbestos.

Asbestos-Containing Material (ACM): Material composed of asbestos of any type and in an amount greater than 1 % by weight, either alone or mixed with other fibrous or non-fibrous materials.

Asbestos-Containing Waste Material: Any material which is or is suspected of being or any material contaminated with an asbestos-containing material which is to be removed from a work area for disposal.

Asbestos Project Manager: An individual qualified by virtue of experience and education, designated as the University's representative and responsible for overseeing the asbestos abatement project. This designation shall be synonymous with Architect for the applicable purposes of this specification.

ASTM: American Society for Testing and Materials, 1926 Race Street, Philadelphia, PA 19103

Authorized Visitor: The University, any designated representatives, and any representative of a regulatory or other agency having jurisdiction over the project.

Blue Suit: Any protective covering or disposable suit impervious to asbestos fibers of a color different from protective coverings or disposable suits worn in containment for the purpose of distinguishing the particular phase of work decontamination. A blue suit is worn over a normal containment suit when a worker must travel from a contained work area through a dirty room to a decontamination enclosure system OJ shower. Blue suits may also be worn by the workers outside of the contained work area during the removal of waste containers from the contained work area.

Certified Industrial Hygienist (CIH): An industrial hygienist certified in Comprehensive Practice by the American Board of Industrial Hygiene, 4600 W. Saginaw, Suite 101, Lansing, M148917·2737.

Clean Room: An uncontaminated area or room which is a part of the worker decontamination enclosure system with provisions for storage of worker's street clothes and clean protective equipment.

Competent Person: The competent person shall be an individual capable of identifying hazardous or dangerous conditions. The individual shall have experience in the construction industry with formal training and experience in asbestos abatement safety and health. Such formal training shall include at a minimum, completion of a Supervisors' Course for Asbestos Abatement in accordance with EPA MAP and a current licensure as an Asbestos Supervisor by the Maine DEP. The Competent Person will be on site at all times during asbestos related activities and must have authority to direct the work in the work area and must have authority to stop or curtail any incorrect, deficient or inappropriate work practices. The competent person is also defined by 29 CFR Part 1926.32 and must be specifically trained in accordance with each applicable function (e.g. scaffolding, ladders, hazardous atmospheres) as well as asbestos related activities under 29 CFR Part 1926.1101 and Maine DEP Chapter 425.

Curtained Doorway: A device to allow ingress or egress from one room to another while permitting minimal air movement between the rooms, typically constructed by placing two overlapping sheets of plastic over an existing or temporarily framed doorway, securing each along the top of the doorway, securing the vertical edge of one sheet along one vertical side of the doorway and securing the vertical edge of the other sheet along the opposite vertical side of the doorway. Other effective designs are permissible.

Decontamination Enclosure System: A series of connected rooms, separated from the work area and from each other by air locks, for the decontamination of workers and equipment during egress from area.

Demolition: The wrecking or taking out of any load-supporting structural member of a facility together with any related handling operations.

Disposal Bag: 6 mil thick leak-tight plastic bags used for transporting asbestos waste from work area to disposal site.

Encapsulant: A liquid material which can be applied to asbestos-containing material either by creating a membrane over the surface (bridging encapsulant) or by penetrating into the material (penetrating encapsulant) and binding its components together in an adhesive matrix.

Encapsulation: The application of an encapsulant to asbestos-containing materials to control the release of asbestos fibers into the air.

Enclosure: The construction of an air-tight, impermeable, permanent barrier around asbestos-containing material to control the release of asbestos fibers into the air.

EPA: U.S. Environmental Protection Agency, 401 M Street S.W., Washington, D.C. 20460

Equipment Decontamination Enclosure System: That portion of a decontamination enclosure system designed for controlled transfer of materials and equipment into or out of the work area, typically consisting of a washroom and holding area.

Equipment Room: A contaminated area or room which is part of the worker decontamination enclosure system with provisions for storage of contaminated clothing and equipment.

Facility Component: Any pipe, duct, boiler, tank, reactor, turbine or furnace at or in a facility or any structural member of a facility.

Friable Asbestos: Asbestos-containing material which can be crumbled to dust, when dry, under hand pressure.

Glovebag: A manufactured or fabricated device consisting of a glovebag (no greater than 60 by 60 inches and constructed of6 mil transparent polyethylene or polyvinyl chloride plastic), two inward projecting long sleeve gloves, an internal tool pouch, and an attached, labeled receptacle for asbestos waste. The glovebag is constructed and installed in such a manner that it surrounds the object or material to be removed and contains all asbestos fibers released during the process.

Glovebag Technique: A method with limited applications for removing small amounts of friable asbestos-containing material from HV AC ducts, short piping runs, valves, joints, elbows, and other non-planar surfaces, as described in 29 CFR 1926.1 10 1 (g)(5)(U), OSHA's asbestos standard for construction. All workers who are permitted to use the glovebag technique must be highly trained, experienced and skilled in this method.

HV AC: Heating, ventilation and air conditioning system.

HEPA Filter: A High Efficiency Particulate Absolute (HEPA) filter capable of trapping and retaining 99.97% of asbestos fibers at 0.3 microns effective particle diameter.

Holding Area: A chamber in the equipment decontamination enclosure located between the washroom and an uncontaminated area. The holding area comprises an airlock.
Negative Pressure: Air pressure lower than surrounding area, generally caused by exhausting air from a work area.

Negative Pressure Ventilation System: A portable exhaust system, utilizing HEPA filtration, capable of maintaining a negative pressure differential inside work area, a constant low velocity air flow into work areas from adjacent uncontaminated areas, and exhausting the filtered air outside of the work area.

NESHAPS: The National Emission Standards for Hazardous Air Pollutants (40 CPR Part 61)

NIOSH: The National Institute for Occupational Safety and Health, CDC - NIOSH, Building J N.E. Room 3007, Atlanta, GA 30333

OSHA: The Occupational Safety and Health Administration, 200 Constitution Avenue, Washington, D.C.

Plasticize: To cover floors and walls with plastic sheeting herein specified.

Removal: The stripping of any asbestos-containing materials from surfaces or components of a facility.

Renovation: Altering in any way one or more facility components. Operations in which load-supporting structural members are wrecked or taken out are excluded.

Shower Room: A room between the clean room and the equipment room, separated by airlocks, in the worker decontamination enclosure with hot and cold or warm running water controllable at the tap and suitably arranged for complete showing during decontamination.

Staging Area: Either the holding area or some area near the waste transfer airlock where containerized asbestos waste has been placed prior to removal from the work area.

Strip: To take off friable asbestos materials from any part of facility.

Structural Member: Any load-supporting member of a facility, such as beams and load-supporting walls or any non-load-supporting member, such as ceilings and non-load-supporting walls.

Surfactant: A chemical wetting agent added to water to reduce surface tension and improve material wetting and penetration.

Visible Emissions: Any emissions containing particulate asbestos material that are visually detectable without the aid of instruments. This does not include condensed uncombined water vapor.

Waste Transfer Airlock: A decontamination system utilized for transferring containerized waste from inside to outside of the work area.

Wet Cleaning: The process of eliminating asbestos contamination from building surfaces and objects by using cloths, mops, or other cleaning utensils which have been dampened with water and afterward thoroughly decontaminated or disposed of as asbestos contaminated waste.

Work Area: Designated rooms, spaces or areas of the project in which asbestos abatement actions are to be undertaken or which may become contaminated as a result of such abatement actions. A contained work area is a work area which has been sealed, plasticized and equipped with a decontamination enclosure system.

Worker Decontamination Enclosure: A decontamination system consisting of a clean room, a shower room, and an equipment room separated from each other and from the work area airlocks and curtained doorways. This system is used for all worker events and exists in the work area and for equipment and waste pass out for small jobs.

*** END OF SECTION 00 71 00 ***

AIA® Document A201® – 2017

General Conditions of the Contract for Construction

for the following PROJECT:
(Name and location or address)

THE OWNER:
(Name, legal status and address)

University of Maine System
by and through

THE ARCHITECT:
(Name, legal status and address)

This document has important legal consequences. Consultation with an attorney is encouraged with respect to its completion or modification.

For guidance in modifying this document to include supplementary conditions, see AIA Document A503™, Guide for Supplementary Conditions.

TABLE OF ARTICLES

1 GENERAL PROVISIONS

2 OWNER

3 CONTRACTOR

4 ARCHITECT

5 SUBCONTRACTORS

6 CONSTRUCTION BY OWNER OR BY SEPARATE CONTRACTORS

7 CHANGES IN THE WORK

8 TIME

9 PAYMENTS AND COMPLETION

10 PROTECTION OF PERSONS AND PROPERTY

11 INSURANCE AND BONDS

12 UNCOVERING AND CORRECTION OF WORK

13 MISCELLANEOUS PROVISIONS

AIA Document A201 – 2017. Copyright © 1911, 1915, 1918, 1925, 1937, 1951, 1958, 1961, 1963, 1966, 1970, 1976, 1987, 1997, 2007 and 2017. All rights reserved. "The American Institute of Architects," "American Institute of Architects," "AIA," the AIA Logo, and "AIA Contract Documents" are trademarks of The American Institute of Architects. This document was produced at 15:29:24 ET on 02/23/2026 under Order No.3104238738 which expires on 12/31/2026, is not for resale, is licensed for one-time use only, and may only be used in accordance with the AIA Contract Documents® Terms of Service. To report copyright violations, e-mail terms@aiacontracts.com.
User Notes:

14 TERMINATION OR SUSPENSION OF THE CONTRACT

15 CLAIMS AND DISPUTES

AIA Document A201 – 2017. Copyright © 1911, 1915, 1918, 1925, 1937, 1951, 1958, 1961, 1963, 1966, 1970, 1976, 1987, 1997, 2007 and 2017. All rights reserved. "The American Institute of Architects," "American Institute of Architects," "AIA," the AIA Logo, and "AIA Contract Documents" are trademarks of The American Institute of Architects. This document was produced at 15:29:24 ET on 02/23/2026 under Order No.3104238738 which expires on 12/31/2026, is not for resale, is licensed for one-time use only, and may only be used in accordance with the AIA Contract Documents® Terms of Service. To report copyright violations, e-mail docinfo@aiacontracts.com.
User Notes:

INDEX
(Topics and numbers in bold are Section headings.)

Acceptance of Nonconforming Work
9.6.6, 9.9.3, **12.3**
Acceptance of Work
9.6.6, 9.8.2, 9.9.3, 9.10.1, 9.10.3, 12.3
Access to Work
3.16, 6.2.1, 12.1
Accident Prevention
10
Acts and Omissions
3.2, 3.3.2, 3.12.8, 3.18, 4.2.3, 8.3.1, 9.5.1, 10.2.5, 10.2.8, 13.3.2, 14.1, 15.1.2, 15.2
Addenda
1.1.1
Additional Costs, Claims for
3.7.4, 3.7.5, 10.3.2, 15.1.5
Additional Inspections and Testing
9.4.2, 9.8.3, 12.2.1, **13.4**
Additional Time, Claims for
3.2.4, 3.7.4, 3.7.5, 3.10.2, 8.3.2, **15.1.6**
Administration of the Contract
3.1.3, **4.2**, 9.4, 9.5
Advertisement or Invitation to Bid
1.1.1
Aesthetic Effect
4.2.13
Allowances
3.8
Applications for Payment
4.2.5, 7.3.9, 9.2, **9.3**, 9.4, 9.5.1, 9.5.4, 9.6.3, 9.7, 9.10
Approvals
2.1.1, 2.3.1, 2.5, 3.1.3, 3.10.2, 3.12.8, 3.12.9, 3.12.10.1, 4.2.7, 9.3.2, 13.4.1
Arbitration
8.3.1, 15.3.2, **15.4**
ARCHITECT
4
Architect, Definition of
4.1.1
Architect, Extent of Authority
2.5, 3.12.7, 4.1.2, 4.2, 5.2, 6.3, 7.1.2, 7.3.4, 7.4, 9.2, 9.3.1, 9.4, 9.5, 9.6.3, 9.8, 9.10.1, 9.10.3, 12.1, 12.2.1, 13.4.1, 13.4.2, 14.2.2, 14.2.4, 15.1.4, 15.2.1
Architect, Limitations of Authority and Responsibility
2.1.1, 3.12.4, 3.12.8, 3.12.10, 4.1.2, 4.2.1, 4.2.2, 4.2.3, 4.2.6, 4.2.7, 4.2.10, 4.2.12, 4.2.13, 5.2.1, 7.4, 9.4.2, 9.5.4, 9.6.4, 15.1.4, 15.2
Architect's Additional Services and Expenses
2.5, 12.2.1, 13.4.2, 13.4.3, 14.2.4
Architect's Administration of the Contract
3.1.3, 3.7.4, 15.2, 9.4.1, 9.5
Architect's Approvals
2.5, 3.1.3, 3.5, 3.10.2, 4.2.7
Architect's Authority to Reject Work
3.5, 4.2.6, 12.1.2, 12.2.1
Architect's Copyright
1.1.7, 1.5
Architect's Decisions
3.7.4, 4.2.6, 4.2.7, 4.2.11, 4.2.12, 4.2.13, 4.2.14, 6.3, 7.3.4, 7.3.9, 8.1.3, 8.3.1, 9.2, 9.4.1, 9.5, 9.8.4, 9.9.1, 13.4.2, 15.2
Architect's Inspections
3.7.4, 4.2.2, 4.2.9, 9.4.2, 9.8.3, 9.9.2, 9.10.1, 13.4
Architect's Instructions
3.2.4, 3.3.1, 4.2.6, 4.2.7, 13.4.2
Architect's Interpretations
4.2.11, 4.2.12
Architect's Project Representative
4.2.10
Architect's Relationship with Contractor
1.1.2, 1.5, 2.3.3, 3.1.3, 3.2.2, 3.2.3, 3.2.4, 3.3.1, 3.4.2, 3.5, 3.7.4, 3.7.5, 3.9.2, 3.9.3, 3.10, 3.11, 3.12, 3.16, 3.18, 4.1.2, 4.2, 5.2, 6.2.2, 7, 8.3.1, 9.2, 9.3, 9.4, 9.5, 9.7, 9.8, 9.9, 10.2.6, 10.3, 11.3, 12, 13.3.2, 13.4, 15.2
Architect's Relationship with Subcontractors
1.1.2, 4.2.3, 4.2.4, 4.2.6, 9.6.3, 9.6.4, 11.3
Architect's Representations
9.4.2, 9.5.1, 9.10.1
Architect's Site Visits
3.7.4, 4.2.2, 4.2.9, 9.4.2, 9.5.1, 9.9.2, 9.10.1, 13.4
Asbestos
10.3.1
Attorneys' Fees
3.18.1, 9.6.8, 9.10.2, 10.3.3
Award of Separate Contracts
6.1.1, 6.1.2
Award of Subcontracts and Other Contracts for Portions of the Work
5.2
Basic Definitions
1.1
Bidding Requirements
1.1.1
Binding Dispute Resolution
8.3.1, 9.7, 11.5, 13.1, 15.1.2, 15.1.3, 15.2.1, 15.2.5, 15.2.6.1, 15.3.1, 15.3.2, 15.3.3, 15.4.1
Bonds, Lien
7.3.4.4, 9.6.8, 9.10.2, 9.10.3
Bonds, Performance, and Payment
7.3.4.4, 9.6.7, 9.10.3, **11.1.2**, 11.1.3, **11.5**
Building Information Models Use and Reliance
1.8
Building Permit
3.7.1
Capitalization
1.3
Certificate of Substantial Completion
9.8.3, 9.8.4, 9.8.5

AIA Document A201 – 2017. Copyright © 1911, 1915, 1918, 1925, 1937, 1951, 1958, 1961, 1963, 1966, 1970, 1976, 1987, 1997, 2007 and 2017. All rights reserved. "The American Institute of Architects," "American Institute of Architects," "AIA," the AIA Logo, and "AIA Contract Documents" are trademarks of The American Institute of Architects. This document was produced at 15:29:24 ET on 02/23/2026 under Order No.3104238738 which expires on 12/31/2026, is not for resale, is licensed for one-time use only, and may only be used in accordance with the AIA Contract Documents® Terms of Service. To report copyright violations, e-mail docinfo@aiacontracts.com.
User Notes:

Certificates for Payment
4.2.1, 4.2.5, 4.2.9, 9.3.3, **9.4**, 9.5, 9.6.1, 9.6.6, 9.7, 9.10.1, 9.10.3, 14.1.1.3, 14.2.4, 15.1.4
Certificates of Inspection, Testing or Approval
13.4.4
Certificates of Insurance
9.10.2
Change Orders
1.1.1, 3.4.2, 3.7.4, 3.8.2.3, 3.11, 3.12.8, 4.2.8, 5.2.3, 7.1.2, 7.1.3, **7.2**, 7.3.2, 7.3.7, 7.3.9, 7.3.10, 8.3.1, 9.3.1.1, 9.10.3, 10.3.2, 11.2, 11.5, 12.1.2
Change Orders, Definition of
7.2.1
CHANGES IN THE WORK
2.2.2, 3.11, 4.2.8, **7**, 7.2.1, 7.3.1, 7.4, 8.3.1, 9.3.1.1, 11.5
Claims, Definition of
15.1.1
Claims, Notice of
1.6.2, 15.1.3
CLAIMS AND DISPUTES
3.2.4, 6.1.1, 6.3, 7.3.9, 9.3.3, 9.10.4, 10.3.3, **15**, 15.4
Claims and Timely Assertion of Claims
15.4.1
Claims for Additional Cost
3.2.4, 3.3.1, 3.7.4, 7.3.9, 9.5.2, 10.2.5, 10.3.2, **15.1.5**
Claims for Additional Time
3.2.4, 3.3.1, 3.7.4, 6.1.1, 8.3.2, 9.5.2, 10.3.2, **15.1.6**
Concealed or Unknown Conditions, Claims for
3.7.4
Claims for Damages
3.2.4, 3.18, 8.3.3, 9.5.1, 9.6.7, 10.2.5, 10.3.3, 11.3, 11.3.2, 14.2.4, 15.1.7
Claims Subject to Arbitration
15.4.1
Cleaning Up
3.15, 6.3
Commencement of the Work, Conditions Relating to
2.2.1, 3.2.2, 3.4.1, 3.7.1, 3.10.1, 3.12.6, 5.2.1, 5.2.3, 6.2.2, 8.1.2, 8.2.2, 8.3.1, 11.1, 11.2, **15.1.5**
Commencement of the Work, Definition of
8.1.2
Communications
3.9.1, **4.2.4**
Completion, Conditions Relating to
3.4.1, 3.11, 3.15, 4.2.2, 4.2.9, 8.2, 9.4.2, 9.8, 9.9.1, 9.10, 12.2, 14.1.2, 15.1.2
COMPLETION, PAYMENTS AND
9
Completion, Substantial
3.10.1, 4.2.9, 8.1.1, 8.1.3, 8.2.3, 9.4.2, 9.8, 9.9.1, 9.10.3, 12.2, 15.1.2
Compliance with Laws
2.3.2, 3.2.3, 3.6, 3.7, 3.12.10, 3.13, 9.6.4, 10.2.2, 13.1, 13.3, 13.4.1, 13.4.2, 13.5, 14.1.1, 14.2.1.3, 15.2.8, 15.4.2, 15.4.3
Concealed or Unknown Conditions
3.7.4, 4.2.8, 8.3.1, 10.3
Conditions of the Contract
1.1.1, 6.1.1, 6.1.4
Consent, Written
3.4.2, 3.14.2, 4.1.2, 9.8.5, 9.9.1, 9.10.2, 9.10.3, 13.2, 15.4.4.2
Consolidation or Joinder
15.4.4
CONSTRUCTION BY OWNER OR BY
SEPARATE CONTRACTORS
1.1.4, **6**
Construction Change Directive, Definition of
7.3.1
Construction Change Directives
1.1.1, 3.4.2, 3.11, 3.12.8, 4.2.8, 7.1.1, 7.1.2, 7.1.3, **7.3**, 9.3.1.1
Construction Schedules, Contractor's
3.10, 3.11, 3.12.1, 3.12.2, 6.1.3, 15.1.6.2
Contingent Assignment of Subcontracts
5.4, 14.2.2.2
Continuing Contract Performance
15.1.4
Contract, Definition of
1.1.2
CONTRACT, TERMINATION OR
SUSPENSION OF THE
5.4.1.1, 5.4.2, 11.5, **14**
Contract Administration
3.1.3, 4, 9.4, 9.5
Contract Award and Execution, Conditions Relating to
3.7.1, 3.10, 5.2, 6.1
Contract Documents, Copies Furnished and Use of
1.5.2, 2.3.6, 5.3
Contract Documents, Definition of
1.1.1
Contract Sum
2.2.2, 2.2.4, 3.7.4, 3.7.5, 3.8, 3.10.2, 5.2.3, 7.3, 7.4, **9.1**, 9.2, 9.4.2, 9.5.1.4, 9.6.7, 9.7, 10.3.2, 11.5, 12.1.2, 12.3, 14.2.4, 14.3.2, 15.1.4.2, **15.1.5, 15.2.5**
Contract Sum, Definition of
9.1
Contract Time
1.1.4, 2.2.1, 2.2.2, 3.7.4, 3.7.5, 3.10.2, 5.2.3, 6.1.5, 7.2.1.3, 7.3.1, 7.3.5, 7.3.6, 7, 7, 7.3.10, 7.4, 8.1.1, 8.2.1, 8.2.3, 8.3.1, 9.5.1, 9.7, 10.3.2, 12.1.1, 12.1.2, 14.3.2, 15.1.4.2, 15.1.6.1, 15.2.5
Contract Time, Definition of
8.1.1
CONTRACTOR
3
Contractor, Definition of
3.1, 6.1.2
Contractor's Construction and Submittal
Schedules
3.10, 3.12.1, 3.12.2, 4.2.3, 6.1.3, 15.1.6.2

AIA Document A201 – 2017. Copyright © 1911, 1915, 1918, 1925, 1937, 1951, 1958, 1961, 1963, 1966, 1970, 1976, 1987, 1997, 2007 and 2017. All rights reserved. "The American Institute of Architects," "American Institute of Architects," "AIA," the AIA Logo, and "AIA Contract Documents" are trademarks of The American Institute of Architects. This document was produced at 15:29:24 ET on 02/23/2026 under Order No.3104238738 which expires on 12/31/2026, is not for resale, is licensed for one-time use only, and may only be used in accordance with the AIA Contract Documents® Terms of Service. To report copyright violations, e-mail docinfo@aiacontracts.com.
User Notes:

Contractor's Employees
2.2.4, 3.3.2, 3.4.3, 3.8.1, 3.9, 3.18.2, 4.2.3, 4.2.6, 10.2, 10.3, 11.3, 14.1, 14.2.1.1
Contractor's Liability Insurance
11.1
Contractor's Relationship with Separate Contractors and Owner's Forces
3.12.5, 3.14.2, 4.2.4, 6, 11.3, 12.2.4
Contractor's Relationship with Subcontractors
1.2.2, 2.2.4, 3.3.2, 3.18.1, 3.18.2, 4.2.4, 5, 9.6.2, 9.6.7, 9.10.2, 11.2, 11.3, 11.4
Contractor's Relationship with the Architect
1.1.2, 1.5, 2.3.3, 3.1.3, 3.2.2, 3.2.3, 3.2.4, 3.3.1, 3.4.2, 3.5.1, 3.7.4, 3.10, 3.11, 3.12, 3.16, 3.18, 4.2, 5.2, 6.2.2, 7, 8.3.1, 9.2, 9.3, 9.4, 9.5, 9.7, 9.8, 9.9, 10.2.6, 10.3, 11.3, 12, 13.4, 15.1.3, 15.2.1
Contractor's Representations
3.2.1, 3.2.2, 3.5, 3.12.6, 6.2.2, 8.2.1, 9.3.3, 9.8.2
Contractor's Responsibility for Those Performing the Work
3.3.2, 3.18, 5.3, 6.1.3, 6.2, 9.5.1, 10.2.8
Contractor's Review of Contract Documents
3.2
Contractor's Right to Stop the Work
2.2.2, 9.7
Contractor's Right to Terminate the Contract
14.1
Contractor's Submittals
3.10, 3.11, 3.12, 4.2.7, 5.2.1, 5.2.3, 9.2, 9.3, 9.8.2, 9.8.3, 9.9.1, 9.10.2, 9.10.3
Contractor's Superintendent
3.9, 10.2.6
Contractor's Supervision and Construction Procedures
1.2.2, 3.3, 3.4, 3.12.10, 4.2.2, 4.2.7, 6.1.3, 6.2.4, 7.1.3, 7.3.4, 7.3.6, 8.2, 10, 12, 14, 15.1.4
Coordination and Correlation
1.2, 3.2.1, 3.3.1, 3.10, 3.12.6, 6.1.3, 6.2.1
Copies Furnished of Drawings and Specifications
1.5, 2.3.6, 3.11
Copyrights
1.5, **3.17**
Correction of Work
2.5, 3.7.3, 9.4.2, 9.8.2, 9.8.3, 9.9.1, 12.1.2, **12.2**, 12.3, 15.1.3.1, 15.1.3.2, 15.2.1
Correlation and Intent of the Contract Documents
1.2
Cost, Definition of
7.3.4
Costs
2.5, 3.2.4, 3.7.3, 3.8.2, 3.15.2, 5.4.2, 6.1.1, 6.2.3, 7.3.3.3, 7.3.4, 7.3.8, 7.3.9, 9.10.2, 10.3.2, 10.3.6, 11.2, 12.1.2, 12.2.1, 12.2.4, 13.4, 14
Cutting and Patching
3.14, 6.2.5
Damage to Construction of Owner or Separate Contractors
3.14.2, 6.2.4, 10.2.1.2, 10.2.5, 10.4, 12.2.4
Damage to the Work
3.14.2, 9.9.1, 10.2.1.2, 10.2.5, 10.4, 12.2.4
Damages, Claims for
3.2.4, 3.18, 6.1.1, 8.3.3, 9.5.1, 9.6.7, 10.3.3, 11.3.2, 11.3, 14.2.4, 15.1.7
Damages for Delay
6.2.3, 8.3.3, 9.5.1.6, 9.7, 10.3.2, 14.3.2
Date of Commencement of the Work, Definition of
8.1.2
Date of Substantial Completion, Definition of
8.1.3
Day, Definition of
8.1.4
Decisions of the Architect
3.7.4, 4.2.6, 4.2.7, 4.2.11, 4.2.12, 4.2.13, 6.3, 7.3.4, 7.3.9, 8.1.3, 8.3.1, 9.2, 9.4, 9.5.1, 9.8.4, 9.9.1, 13.4.2, 14.2.2, 14.2.4, 15.1, 15.2
Decisions to Withhold Certification
9.4.1, **9.5**, 9.7, 14.1.1.3
Defective or Nonconforming Work, Acceptance, Rejection and Correction of
2.5, 3.5, 4.2.6, 6.2.3, 9.5.1, 9.5.3, 9.6.6, 9.8.2, 9.9.3, 9.10.4, 12.2.1
Definitions
1.1, 2.1.1, 3.1.1, 3.5, 3.12.1, 3.12.2, 3.12.3, 4.1.1, 5.1, 6.1.2, 7.2.1, 7.3.1, 8.1, 9.1, 9.8.1, 15.1.1
Delays and Extensions of Time
3.2, **3.7.4**, 5.2.3, 7.2.1, 7.3.1, **7.4**, **8.3**, 9.5.1, **9.7**, 10.3.2, **10.4**, 14.3.2, **15.1.6**, 15.2.5
Digital Data Use and Transmission
1.7
Disputes
6.3, 7.3.9, 15.1, 15.2
Documents and Samples at the Site
3.11
Drawings, Definition of
1.1.5
Drawings and Specifications, Use and Ownership of
3.11
Effective Date of Insurance
8.2.2
Emergencies
10.4, 14.1.1.2, **15.1.5**
Employees, Contractor's
3.3.2, 3.4.3, 3.8.1, 3.9, 3.18.2, 4.2.3, 4.2.6, 10.2, 10.3.3, 11.3, 14.1, 14.2.1.1
Equipment, Labor, or Materials
1.1.3, 1.1.6, 3.4, 3.5, 3.8.2, 3.8.3, 3.12, 3.13, 3.15.1, 4.2.6, 4.2.7, 5.2.1, 6.2.1, 7.3.4, 9.3.2, 9.3.3, 9.5.1.3, 9.10.2, 10.2.1, 10.2.4, 14.2.1.1, 14.2.1.2
Execution and Progress of the Work
1.1.3, 1.2.1, 1.2.2, 2.3.4, 2.3.6, 3.1, 3.3.1, 3.4.1, 3.7.1, 3.10.1, 3.12, 3.14, 4.2, 6.2.2, 7.1.3, 7.3.6, 8.2, 9.5.1, 9.9.1, 10.2, 10.3, 12.1, 12.2, 14.2, 14.3.1, 15.1.4

AIA Document A201 – 2017. Copyright © 1911, 1915, 1918, 1925, 1937, 1951, 1958, 1961, 1963, 1966, 1970, 1976, 1987, 1997, 2007 and 2017. All rights reserved. "The American Institute of Architects," "American Institute of Architects," "AIA," the AIA Logo, and "AIA Contract Documents" are trademarks of The American Institute of Architects. This document was produced at 15:29:24 ET on 02/23/2026 under Order No.3104238738 which expires on 12/31/2026, is not for resale, is licensed for one-time use only, and may only be used in accordance with the AIA Contract Documents® Terms of Service. To report copyright violations, e-mail docinfo@aiacontracts.com.
User Notes:

Extensions of Time
3.2.4, 3.7.4, 5.2.3, 7.2.1, 7.3, 7.4, 9.5.1, 9.7, 10.3.2, 10.4, 14.3, 15.1.6, **15.2.5**
Failure of Payment
9.5.1.3, **9.7**, 9.10.2, 13.5, 14.1.1.3, 14.2.1.2
Faulty Work
(See Defective or Nonconforming Work)
Final Completion and Final Payment
4.2.1, 4.2.9, 9.8.2, **9.10**, 12.3, 14.2.4, 14.4.3
Financial Arrangements, Owner's
2.2.1, 13.2.2, 14.1.1.4
GENERAL PROVISIONS
1
Governing Law
13.1
Guarantees (See Warranty)
Hazardous Materials and Substances
10.2.4, **10.3**
Identification of Subcontractors and Suppliers
5.2.1
Indemnification
3.17, **3.18**, 9.6.8, 9.10.2, 10.3.3, 11.3
Information and Services Required of the Owner
2.1.2, **2.2**, 2.3, 3.2.2, 3.12.10.1, 6.1.3, 6.1.4, 6.2.5, 9.6.1, 9.9.2, 9.10.3, 10.3.3, 11.2, 13.4.1, 13.4.2, 14.1.1.4, 14.1.4, 15.1.4
Initial Decision
15.2
Initial Decision Maker, Definition of
1.1.8
Initial Decision Maker, Decisions
14.2.4, 15.1.4.2, 15.2.1, 15.2.2, 15.2.3, 15.2.4, 15.2.5
Initial Decision Maker, Extent of Authority
14.2.4, 15.1.4.2, 15.2.1, 15.2.2, 15.2.3, 15.2.4, 15.2.5
Injury or Damage to Person or Property
10.2.8, 10.4
Inspections
3.1.3, 3.3.3, 3.7.1, 4.2.2, 4.2.6, 4.2.9, 9.4.2, 9.8.3, 9.9.2, 9.10.1, 12.2.1, 13.4
Instructions to Bidders
1.1.1
Instructions to the Contractor
3.2.4, 3.3.1, 3.8.1, 5.2.1, 7, 8.2.2, 12, 13.4.2
Instruments of Service, Definition of
1.1.7
Insurance
6.1.1, 7.3.4, 8.2.2, 9.3.2, 9.8.4, 9.9.1, 9.10.2, 10.2.5, **11**
Insurance, Notice of Cancellation or Expiration
11.1.4, 11.2.3
Insurance, Contractor's Liability
11.1
Insurance, Effective Date of
8.2.2, 14.4.2
Insurance, Owner's Liability
11.2
Insurance, Property
10.2.5, 11.2, 11.4, 11.5
Insurance, Stored Materials
9.3.2
INSURANCE AND BONDS
11
Insurance Companies, Consent to Partial Occupancy
9.9.1
Insured loss, Adjustment and Settlement of
11.5
Intent of the Contract Documents
1.2.1, 4.2.7, 4.2.12, 4.2.13
Interest
13.5
Interpretation
1.1.8, 1.2.3, **1.4**, 4.1.1, 5.1, 6.1.2, 15.1.1
Interpretations, Written
4.2.11, 4.2.12
Judgment on Final Award
15.4.2
Labor and Materials, Equipment
1.1.3, 1.1.6, **3.4**, 3.5, 3.8.2, 3.8.3, 3.12, 3.13, 3.15.1, 5.2.1, 6.2.1, 7.3.4, 9.3.2, 9.3.3, 9.5.1.3, 9.10.2, 10.2.1, 10.2.4, 14.2.1.1, 14.2.1.2
Labor Disputes
8.3.1
Laws and Regulations
1.5, 2.3.2, 3.2.3, 3.2.4, 3.6, 3.7, 3.12.10, 3.13, 9.6.4, 9.9.1, 10.2.2, 13.1, 13.3.1, 13.4.2, 13.5, 14, 15.2.8, 15.4
Liens
2.1.2, 9.3.1, 9.3.3, 9.6.8, 9.10.2, 9.10.4, 15.2.8
Limitations, Statutes of
12.2.5, 15.1.2, 15.4.1.1
Limitations of Liability
3.2.2, 3.5, 3.12.10, 3.12.10.1, 3.17, 3.18.1, 4.2.6, 4.2.7, 6.2.2, 9.4.2, 9.6.4, 9.6.7, 9.6.8, 10.2.5, 10.3.3, 11.3, 12.2.5, 13.3.1
Limitations of Time
2.1.2, 2.2, 2.5, 3.2.2, 3.10, 3.11, 3.12.5, 3.15.1, 4.2.7, 5.2, 5.3, 5.4.1, 6.2.4, 7.3, 7.4, 8.2, 9.2, 9.3.1, 9.3.3, 9.4.1, 9.5, 9.6, 9.7, 9.8, 9.9, 9.10, 12.2, 13.4, 14, 15, 15.1.2, 15.1.3, 15.1.5
Materials, Hazardous
10.2.4, **10.3**
Materials, Labor, Equipment and
1.1.3, 1.1.6, 3.4.1, 3.5, 3.8.2, 3.8.3, 3.12, 3.13, 3.15.1, 5.2.1, 6.2.1, 7.3.4, 9.3.2, 9.3.3, 9.5.1.3, 9.10.2, 10.2.1.2, 10.2.4, 14.2.1.1, 14.2.1.2
Means, Methods, Techniques, Sequences and Procedures of Construction
3.3.1, 3.12.10, 4.2.2, 4.2.7, 9.4.2
Mechanic's Lien
2.1.2, 9.3.1, 9.3.3, 9.6.8, 9.10.2, 9.10.4, 15.2.8
Mediation
8.3.1, 15.1.3.2, 15.2.1, 15.2.5, 15.2.6, **15.3**, 15.4.1, 15.4.1.1
Minor Changes in the Work
1.1.1, 3.4.2, 3.12.8, 4.2.8, 7.1, **7.4**

AIA Document A201 – 2017. Copyright © 1911, 1915, 1918, 1925, 1937, 1951, 1958, 1961, 1963, 1966, 1970, 1976, 1987, 1997, 2007 and 2017. All rights reserved. "The American Institute of Architects," "American Institute of Architects," "AIA," the AIA Logo, and "AIA Contract Documents" are trademarks of The American Institute of Architects. This document was produced at 15:29:24 ET on 02/23/2026 under Order No.3104238738 which expires on 12/31/2026, is not for resale, is licensed for one-time use only, and may only be used in accordance with the AIA Contract Documents® Terms of Service. To report copyright violations, e-mail docinfo@aiacontracts.com.
User Notes:

MISCELLANEOUS PROVISIONS
13
Modifications, Definition of
1.1.1
Modifications to the Contract
1.1.1, 1.1.2, 2.5, 3.11, 4.1.2, 4.2.1, 5.2.3, 7, 8.3.1, 9.7, 10.3.2
Mutual Responsibility
6.2
Nonconforming Work, Acceptance of
9.6.6, 9.9.3, **12.3**
Nonconforming Work, Rejection and Correction of
2.4, 2.5, 3.5, 4.2.6, 6.2.4, 9.5.1, 9.8.2, 9.9.3, 9.10.4, 12.2
Notice
1.6, 1.6.1, 1.6.2, 2.1.2, 2.2.2., 2.2.3, 2.2.4, 2.5, 3.2.4, 3.3.1, 3.7.4, 3.7.5, 3.9.2, 3.12.9, 3.12.10, 5.2.1, 7.4, 8.2.2 9.6.8, 9.7, 9.10.1, 10.2.8, 10.3.2, 11.5, 12.2.2.1, 13.4.1, 13.4.2, 14.1, 14.2.2, 14.4.2, 15.1.3, 15.1.5, 15.1.6, 15.4.1
Notice of Cancellation or Expiration of Insurance
11.1.4, 11.2.3
Notice of Claims
1.6.2, 2.1.2, 3.7.4, 9.6.8, 10.2.8, **15.1.3**, 15.1.5, 15.1.6, 15.2.8, 15.3.2, 15.4.1
Notice of Testing and Inspections
13.4.1, 13.4.2
Observations, Contractor's
3.2, 3.7.4
Occupancy
2.3.1, 9.6.6, 9.8
Orders, Written
1.1.1, 2.4, 3.9.2, 7, 8.2.2, 11.5, 12.1, 12.2.2.1, 13.4.2, 14.3.1
OWNER
2
Owner, Definition of
2.1.1
Owner, Evidence of Financial Arrangements
2.2, 13.2.2, 14.1.1.4
Owner, Information and Services Required of the
2.1.2, **2.2**, 2.3, 3.2.2, 3.12.10, 6.1.3, 6.1.4, 6.2.5, 9.3.2, 9.6.1, 9.6.4, 9.9.2, 9.10.3, 10.3.3, 11.2, 13.4.1, 13.4.2, 14.1.1.4, 14.1.4, 15.1.4
Owner's Authority
1.5, 2.1.1, 2.3.32.4, 2.5, 3.4.2, 3.8.1, 3.12.10, 3.14.2, 4.1.2, 4.2.4, 4.2.9, 5.2.1, 5.2.4, 5.4.1, 6.1, 6.3, 7.2.1, 7.3.1, 8.2.2, 8.3.1, 9.3.2, 9.5.1, 9.6.4, 9.9.1, 9.10.2, 10.3.2, 11.4, 11.5, 12.2.2, 12.3, 13.2.2, 14.3, 14.4, 15.2.7
Owner's Insurance
11.2
Owner's Relationship with Subcontractors
1.1.2, 5.2, 5.3, 5.4, 9.6.4, 9.10.2, 14.2.2
Owner's Right to Carry Out the Work
2.5, 14.2.2
Owner's Right to Clean Up
6.3
Owner's Right to Perform Construction and to Award Separate Contracts
6.1
Owner's Right to Stop the Work
2.4
Owner's Right to Suspend the Work
14.3
Owner's Right to Terminate the Contract
14.2, 14.4
Ownership and Use of Drawings, Specifications and Other Instruments of Service
1.1.1, 1.1.6, 1.1.7, **1.5**, 2.3.6, 3.2.2, 3.11, 3.17, 4.2.12, 5.3
Partial Occupancy or Use
9.6.6, **9.9**
Patching, Cutting and
3.14, 6.2.5
Patents
3.17
Payment, Applications for
4.2.5, 7.3.9, 9.2, **9.3**, 9.4, 9.5, 9.6.3, 9.7, 9.8.5, 9.10.1, 14.2.3, 14.2.4, 14.4.3
Payment, Certificates for
4.2.5, 4.2.9, 9.3.3, **9.4**, 9.5, 9.6.1, 9.6.6, 9.7, 9.10.1, 9.10.3, 14.1.1.3, 14.2.4
Payment, Failure of
9.5.1.3, **9.7**, 9.10.2, 13.5, 14.1.1.3, 14.2.1.2
Payment, Final
4.2.1, 4.2.9, **9.10**, 12.3, 14.2.4, 14.4.3
Payment Bond, Performance Bond and
7.3.4.4, 9.6.7, 9.10.3, **11.1.2**
Payments, Progress
9.3, **9.6**, 9.8.5, 9.10.3, 14.2.3, 15.1.4
PAYMENTS AND COMPLETION
9
Payments to Subcontractors
5.4.2, 9.5.1.3, 9.6.2, 9.6.3, 9.6.4, 9.6.7, 14.2.1.2
PCB
10.3.1
Performance Bond and Payment Bond
7.3.4.4, 9.6.7, 9.10.3, **11.1.2**
Permits, Fees, Notices and Compliance with Laws
2.3.1, **3.7**, 3.13, 7.3.4.4, 10.2.2
PERSONS AND PROPERTY, PROTECTION OF
10
Polychlorinated Biphenyl
10.3.1
Product Data, Definition of
3.12.2
Product Data and Samples, Shop Drawings
3.11, **3.12**, 4.2.7
Progress and Completion
4.2.2, **8.2**, 9.8, 9.9.1, 14.1.4, 15.1.4
Progress Payments
9.3, **9.6**, 9.8.5, 9.10.3, 14.2.3, 15.1.4

AIA Document A201 – 2017. Copyright © 1911, 1915, 1918, 1925, 1937, 1951, 1958, 1961, 1963, 1966, 1970, 1976, 1987, 1997, 2007 and 2017. All rights reserved. "The American Institute of Architects," "American Institute of Architects," "AIA," the AIA Logo, and "AIA Contract Documents" are trademarks of The American Institute of Architects. This document was produced at 15:29:24 ET on 02/23/2026 under Order No.3104238738 which expires on 12/31/2026, is not for resale, is licensed for one-time use only, and may only be used in accordance with the AIA Contract Documents® Terms of Service. To report copyright violations, e-mail docinfo@aiacontracts.com.
User Notes:

Project, Definition of
1.1.4
Project Representatives
4.2.10
Property Insurance
10.2.5, **11.2**
Proposal Requirements
1.1.1
PROTECTION OF PERSONS AND PROPERTY
10
Regulations and Laws
1.5, 2.3.2, 3.2.3, 3.6, 3.7, 3.12.10, 3.13, 9.6.4, 9.9.1, 10.2.2, 13.1, 13.3, 13.4.1, 13.4.2, 13.5, 14, 15.2.8, 15.4
Rejection of Work
4.2.6, 12.2.1
Releases and Waivers of Liens
9.3.1, 9.10.2
Representations
3.2.1, 3.5, 3.12.6, 8.2.1, 9.3.3, 9.4.2, 9.5.1, 9.10.1
Representatives
2.1.1, 3.1.1, 3.9, 4.1.1, 4.2.10, 13.2.1
Responsibility for Those Performing the Work
3.3.2, 3.18, 4.2.2, 4.2.3, 5.3, 6.1.3, 6.2, 6.3, 9.5.1, 10
Retainage
9.3.1, 9.6.2, 9.8.5, 9.9.1, 9.10.2, 9.10.3
Review of Contract Documents and Field Conditions by Contractor
3.2, 3.12.7, 6.1.3
Review of Contractor's Submittals by Owner and Architect
3.10.1, 3.10.2, 3.11, 3.12, 4.2, 5.2, 6.1.3, 9.2, 9.8.2
Review of Shop Drawings, Product Data and Samples by Contractor
3.12
Rights and Remedies
1.1.2, 2.4, 2.5, 3.5, 3.7.4, 3.15.2, 4.2.6, 5.3, 5.4, 6.1, 6.3, 7.3.1, 8.3, 9.5.1, 9.7, 10.2.5, 10.3, 12.2.1, 12.2.2, 12.2.4, **13.3**, 14, 15.4
Royalties, Patents and Copyrights
3.17
Rules and Notices for Arbitration
15.4.1
Safety of Persons and Property
10.2, 10.4
Safety Precautions and Programs
3.3.1, 4.2.2, 4.2.7, 5.3, **10.1**, 10.2, 10.4
Samples, Definition of
3.12.3
Samples, Shop Drawings, Product Data and
3.11, **3.12**, 4.2.7
Samples at the Site, Documents and
3.11
Schedule of Values
9.2, 9.3.1
Schedules, Construction
3.10, 3.12.1, 3.12.2, 6.1.3, 15.1.6.2
Separate Contracts and Contractors
1.1.4, 3.12.5, 3.14.2, 4.2.4, 4.2.7, 6, 8.3.1, 12.1.2
Separate Contractors, Definition of
6.1.1
Shop Drawings, Definition of
3.12.1
Shop Drawings, Product Data and Samples
3.11, **3.12**, 4.2.7
Site, Use of
3.13, 6.1.1, 6.2.1
Site Inspections
3.2.2, 3.3.3, 3.7.1, 3.7.4, 4.2, 9.9.2, 9.4.2, 9.10.1, 13.4
Site Visits, Architect's
3.7.4, 4.2.2, 4.2.9, 9.4.2, 9.5.1, 9.9.2, 9.10.1, 13.4
Special Inspections and Testing
4.2.6, 12.2.1, 13.4
Specifications, Definition of
1.1.6
Specifications
1.1.1, **1.1.6**, 1.2.2, 1.5, 3.12.10, 3.17, 4.2.14
Statute of Limitations
15.1.2, 15.4.1.1
Stopping the Work
2.2.2, 2.4, 9.7, 10.3, 14.1
Stored Materials
6.2.1, 9.3.2, 10.2.1.2, 10.2.4
Subcontractor, Definition of
5.1.1
SUBCONTRACTORS
5
Subcontractors, Work by
1.2.2, 3.3.2, 3.12.1, 3.18, 4.2.3, 5.2.3, 5.3, 5.4, 9.3.1.2, 9.6.7
Subcontractual Relations
5.3, 5.4, 9.3.1.2, 9.6, 9.10, 10.2.1, 14.1, 14.2.1
Submittals
3.10, 3.11, 3.12, 4.2.7, 5.2.1, 5.2.3, 7.3.4, 9.2, 9.3, 9.8, 9.9.1, 9.10.2, 9.10.3
Submittal Schedule
3.10.2, 3.12.5, 4.2.7
Subrogation, Waivers of
6.1.1, **11.3**
Substances, Hazardous
10.3
Substantial Completion
4.2.9, 8.1.1, 8.1.3, 8.2.3, 9.4.2, **9.8**, 9.9.1, 9.10.3, 12.2, 15.1.2
Substantial Completion, Definition of
9.8.1
Substitution of Subcontractors
5.2.3, 5.2.4
Substitution of Architect
2.3.3
Substitutions of Materials
3.4.2, 3.5, 7.3.8
Sub-subcontractor, Definition of
5.1.2

AIA Document A201 – 2017. Copyright © 1911, 1915, 1918, 1925, 1937, 1951, 1958, 1961, 1963, 1966, 1970, 1976, 1987, 1997, 2007 and 2017. All rights reserved. "The American Institute of Architects," "American Institute of Architects," "AIA," the AIA Logo, and "AIA Contract Documents" are trademarks of The American Institute of Architects. This document was produced at 15:29:24 ET on 02/23/2026 under Order No.3104238738 which expires on 12/31/2026, is not for resale, is licensed for one-time use only, and may only be used in accordance with the AIA Contract Documents® Terms of Service. To report copyright violations, e-mail docinfo@aiacontracts.com.
User Notes:

Subsurface Conditions
3.7.4
Successors and Assigns
13.2
Superintendent
3.9, 10.2.6
Supervision and Construction Procedures
1.2.2, **3.3**, 3.4, 3.12.10, 4.2.2, 4.2.7, 6.1.3, 6.2.4, 7.1.3, 7.3.4, 8.2, 8.3.1, 9.4.2, 10, 12, 14, 15.1.4
Suppliers
1.5, 3.12.1, 4.2.4, 4.2.6, 5.2.1, 9.3, 9.4.2, 9.5.4, 9.6, 9.10.5, 14.2.1
Surety
5.4.1.2, 9.6.8, 9.8.5, 9.10.2, 9.10.3, 11.1.2, 14.2.2, 15.2.7
Surety, Consent of
9.8.5, 9.10.2, 9.10.3
Surveys
1.1.7, 2.3.4
Suspension by the Owner for Convenience
14.3
Suspension of the Work
3.7.5, 5.4.2, 14.3
Suspension or Termination of the Contract
5.4.1.1, 14
Taxes
3.6, 3.8.2.1, 7.3.4.4
Termination by the Contractor
14.1, 15.1.7
Termination by the Owner for Cause
5.4.1.1, **14.2,** 15.1.7
Termination by the Owner for Convenience
14.4
Termination of the Architect
2.3.3
Termination of the Contractor Employment
14.2.2

TERMINATION OR SUSPENSION OF THE CONTRACT
14
Tests and Inspections
3.1.3, 3.3.3, 3.7.1, 4.2.2, 4.2.6, 4.2.9, 9.4.2, 9.8.3, 9.9.2, 9.10.1, 10.3.2, 12.2.1, **13.4**
TIME
8
Time, Delays and Extensions of
3.2.4, 3.7.4, 5.2.3, 7.2.1, 7.3.1, 7.4, **8.3**, 9.5.1, 9.7, 10.3.2, 10.4, 14.3.2, 15.1.6, 15.2.5
Time Limits
2.1.2, 2.2, 2.5, 3.2.2, 3.10, 3.11, 3.12.5, 3.15.1, 4.2, 5.2, 5.3, 5.4, 6.2.4, 7.3, 7.4, 8.2, 9.2, 9.3.1, 9.3.3, 9.4.1, 9.5, 9.6, 9.7, 9.8, 9.9, 9.10, 12.2, 13.4, 14, 15.1.2, 15.1.3, 15.4
Time Limits on Claims
3.7.4, 10.2.8, 15.1.2, 15.1.3
Title to Work
9.3.2, 9.3.3
UNCOVERING AND CORRECTION OF WORK
12
Uncovering of Work
12.1
Unforeseen Conditions, Concealed or Unknown
3.7.4, 8.3.1, 10.3
Unit Prices
7.3.3.2, 9.1.2
Use of Documents
1.1.1, 1.5, 2.3.6, 3.12.6, 5.3
Use of Site
3.13, 6.1.1, 6.2.1
Values, Schedule of
9.2, 9.3.1
Waiver of Claims by the Architect
13.3.2
Waiver of Claims by the Contractor
9.10.5, 13.3.2, **15.1.7**
Waiver of Claims by the Owner
9.9.3, 9.10.3, 9.10.4, 12.2.2.1, 13.3.2, 14.2.4, **15.1.7**
Waiver of Consequential Damages
14.2.4, 15.1.7
Waiver of Liens
9.3, 9.10.2, 9.10.4
Waivers of Subrogation
6.1.1, **11.3**
Warranty
3.5, 4.2.9, 9.3.3, 9.8.4, 9.9.1, 9.10.2, 9.10.4, 12.2.2, 15.1.2
Weather Delays
8.3, 15.1.6.2
Work, Definition of
1.1.3
Written Consent
1.5.2, 3.4.2, 3.7.4, 3.12.8, 3.14.2, 4.1.2, 9.3.2, 9.10.3, 13.2, 13.3.2, 15.4.4.2
Written Interpretations
4.2.11, 4.2.12
Written Orders
1.1.1, 2.4, 3.9, 7, 8.2.2, 12.1, 12.2, 13.4.2, 14.3.1

AIA Document A201 – 2017. Copyright © 1911, 1915, 1918, 1925, 1937, 1951, 1958, 1961, 1963, 1966, 1970, 1976, 1987, 1997, 2007 and 2017. All rights reserved. "The American Institute of Architects," "American Institute of Architects," "AIA," the AIA Logo, and "AIA Contract Documents" are trademarks of The American Institute of Architects. This document was produced at 15:29:24 ET on 02/23/2026 under Order No.3104238738 which expires on 12/31/2026, is not for resale, is licensed for one-time use only, and may only be used in accordance with the AIA Contract Documents® Terms of Service. To report copyright violations, e-mail docinfo@aiacontracts.com.
User Notes:

ARTICLE 1 GENERAL PROVISIONS

§ 1.1 Basic Definitions

§ 1.1.1 The Contract Documents

The Contract Documents are enumerated in the Agreement between the Owner and Contractor (hereinafter the Agreement) and consist of the Agreement, Conditions of the Contract (General, Supplementary and other Conditions), Drawings, Specifications, Addenda issued prior to execution of the Contract, other documents listed in the Agreement, and Modifications issued after execution of the Contract. A Modification is (1) a written amendment to the Contract signed by both parties, (2) a Change Order, (3) a Construction Change Directive, or (4) a written order for a minor change in the Work issued by the Architect. Unless specifically enumerated in the Agreement, the Contract Documents do not include the advertisement or invitation to bid, Instructions to Bidders, sample forms, other information furnished by the Owner in anticipation of receiving bids or proposals, the Contractor's bid or proposal, or portions of Addenda relating to bidding or proposal requirements.

§ 1.1.2 The Contract

The Contract Documents form the Contract for Construction. The Contract represents the entire and integrated agreement between the parties hereto and supersedes prior negotiations, representations, or agreements, either written or oral. The Contract may be amended or modified only by a Modification. The Contract Documents shall not be construed to create a contractual relationship of any kind (1) between the Contractor and the Architect or the Architect's consultants, (2) between the Owner and a Subcontractor or a Sub-subcontractor, (3) between the Owner and the Architect or the Architect's consultants, or (4) between any persons or entities other than the Owner and the Contractor. The Architect shall, however, be entitled to performance and enforcement of obligations under the Contract intended to facilitate performance of the Architect's duties.

§ 1.1.3 The Work

The term "Work" means the construction and services required by the Contract Documents, whether completed or partially completed, and includes all other labor, materials, equipment, and services provided or to be provided by the Contractor to fulfill the Contractor's obligations. The Work may constitute the whole or a part of the Project.

§ 1.1.4 The Project

The Project is the total construction of which the Work performed under the Contract Documents may be the whole or a part and which may include construction by the Owner and by Separate Contractors.

§ 1.1.5 The Drawings

The Drawings are the graphic and pictorial portions of the Contract Documents showing the design, location and dimensions of the Work, generally including plans, elevations, sections, details, schedules, and diagrams.

§ 1.1.6 The Specifications

The Specifications are that portion of the Contract Documents consisting of the written requirements for materials, equipment, systems, standards and workmanship for the Work, and performance of related services.

§ 1.1.7 Instruments of Service

Instruments of Service are representations, in any medium of expression now known or later developed, of the tangible and intangible creative work performed by the Architect and the Architect's consultants under their respective professional services agreements. Instruments of Service may include, without limitation, studies, surveys, models, sketches, drawings, specifications, and other similar materials.

§ 1.1.8 Initial Decision Maker

The Initial Decision Maker is the person identified in the Agreement to render initial decisions on Claims in accordance with Section 15.2. The Initial Decision Maker shall not show partiality to the Owner or Contractor and shall not be liable for results of interpretations or decisions rendered in good faith. The Architect is the Initial Decision Maker for this Agreement.

§ 1.2 Correlation and Intent of the Contract Documents

§ 1.2.1 The intent of the Contract Documents is to include all items necessary for the proper execution and completion of the Work by the Contractor. The Contract Documents are complementary, and what is required by one shall be as binding as if required by all; performance by the Contractor shall be required only to the extent consistent with the Contract Documents and reasonably inferable from them as being necessary to produce the indicated results.

AIA Document A201 – 2017. Copyright © 1911, 1915, 1918, 1925, 1937, 1951, 1958, 1961, 1963, 1966, 1970, 1976, 1987, 1997, 2007 and 2017. All rights reserved. "The American Institute of Architects," "American Institute of Architects," "AIA," the AIA Logo, and "AIA Contract Documents" are trademarks of The American Institute of Architects. This document was produced at 15:29:24 ET on 02/23/2026 under Order No.3104238738 which expires on 12/31/2026, is not for resale, is licensed for one-time use only, and may only be used in accordance with the AIA Contract Documents® Terms of Service. To report copyright violations, e-mail docinfo@aiacontracts.com.
User Notes:

§ 1.2.1.1 The invalidity of any provision of the Contract Documents shall not invalidate the Contract or its remaining provisions. If it is determined that any provision of the Contract Documents violates any law, or is otherwise invalid or unenforceable, then that provision shall be revised to the extent necessary to make that provision legal and enforceable. In such case the Contract Documents shall be construed, to the fullest extent permitted by law, to give effect to the parties' intentions and purposes in executing the Contract.

§ 1.2.2 Organization of the Specifications into divisions, sections and articles, and arrangement of Drawings shall not control the Contractor in dividing the Work among Subcontractors or in establishing the extent of Work to be performed by any trade. Where the Procurement Requirements include provisions that portions of the Work be File Bid in accordance with the requirements of the Maine Bid Depository System, the subcontracts for these portions of the work will cover the same scope of work as defined by the Procurement Requirements and the File Bid and shall have the same contract amount as listed in the successful bid.

§ 1.2.3 Unless otherwise stated in the Contract Documents, words that have well-known technical or construction industry meanings are used in the Contract Documents in accordance with such recognized meanings.

§ 1.3 Capitalization

Terms capitalized in these General Conditions include those that are (1) specifically defined, (2) the titles of numbered articles, or (3) the titles of other documents published by the American Institute of Architects.

§ 1.4 Interpretation

In the interest of brevity the Contract Documents frequently omit modifying words such as "all" and "any" and articles such as "the" and "an," but the fact that a modifier or an article is absent from one statement and appears in another is not intended to affect the interpretation of either statement.

§ 1.5 Ownership and Use of Drawings, Specifications, and Other Instruments of Service

§ 1.5.1 The Architect and the Architect's consultants shall be deemed the authors and owners of their respective Instruments of Service, including the Drawings and Specifications, and retain all common law, statutory, and other reserved rights in their Instruments of Service, including copyrights. The Contractor, Subcontractors, Sub-subcontractors, and suppliers shall not own or claim a copyright in the Instruments of Service. Submittal or distribution to meet official regulatory requirements or for other purposes in connection with the Project is not to be construed as publication in derogation of the Architect's or Architect's consultants' reserved rights. The provisions of this section shall not be deemed to modify the contract between the University of Maine System (the Owner) and the Architect under B102-2017 and B201-2017.

§ 1.5.2 The Contractor, Subcontractors, Sub-subcontractors, and suppliers are authorized to use and reproduce the Instruments of Service provided to them, subject to any protocols established pursuant to Sections 1.7 and 1.8, solely and exclusively for execution of the Work. All copies made under this authorization shall bear the copyright notice, if any, shown on the Instruments of Service. The Contractor, Subcontractors, Sub-subcontractors, and suppliers may not use the Instruments of Service on other projects or for additions to the Project outside the scope of the Work without the specific written consent of the Owner, Architect, and the Architect's consultants. The provisions of this section shall not be deemed to modify the contract between the University of Maine System (the Owner) and the Architect under B102-2017 and B201-2017.

§ 1.6 Notice

§ 1.6.1 Except as otherwise provided in Section 1.6.2, where the Contract Documents require one party to notify or give notice to the other party, such notice shall be provided in writing to the designated representative of the party to whom the notice is addressed and shall be deemed to have been duly served if delivered in person, by mail, by courier, or by electronic transmission if a method for electronic transmission is set forth in the Agreement.

§ 1.6.2 Notice of Claims as provided in Section 15.1.3 shall be provided in writing and shall be deemed to have been duly served only if delivered to the designated representative of the party to whom the notice is addressed by certified or registered mail, or by courier providing proof of delivery.

AIA Document A201 – 2017. Copyright © 1911, 1915, 1918, 1925, 1937, 1951, 1958, 1961, 1963, 1966, 1970, 1976, 1987, 1997, 2007 and 2017. All rights reserved. "The American Institute of Architects," "American Institute of Architects," "AIA," the AIA Logo, and "AIA Contract Documents" are trademarks of The American Institute of Architects. This document was produced at 15:29:24 ET on 02/23/2026 under Order No.3104238738 which expires on 12/31/2026, is not for resale, is licensed for one-time use only, and may only be used in accordance with the AIA Contract Documents® Terms of Service. To report copyright violations, e-mail docinfo@aiacontracts.com.
User Notes:

§ 1.7 Digital Data Use and Transmission

The parties shall agree upon ~~written~~ protocols governing the transmission and use ~~of, and reliance on,~~ of Instruments of Service or any other information or documentation in digital form. The parties may use AIA Document G201-2013 Project Digital Data Protocol Form and E203™–2013, Building Information Modeling and Digital Data Exhibit, to establish the protocols for the development, use, transmission, and exchange of digital data.

§ 1.8 Building Information Models Use and Reliance

Any use of, or reliance on, all or a portion of a building information model without agreement to ~~written~~ protocols governing the use of, and reliance on, the information contained in the model and without having those protocols set forth in AIA Document E203™–2013, Building Information Modeling and Digital Data Exhibit, and the requisite AIA Document G202™–2013, Project Building Information Modeling Protocol Form, shall be at the using or relying party's sole risk and without liability to the other party and its contractors or consultants, the authors of, or contributors to, the building information model, and each of their agents and employees.

ARTICLE 2 OWNER

§ 2.1 General

§ 2.1.1 The Owner is the person or entity identified as such in the Agreement and is referred to throughout the Contract Documents as if singular in number. The Owner shall designate in writing a representative who shall have express authority to bind the Owner with respect to all matters requiring the Owner's approval or authorization. Except as otherwise provided in Section 4.2.1, the Architect does not have such authority. The term "Owner" means the Owner or the Owner's authorized representative.

.1 For the purpose of this Contract, the Owner is defined as: University of Maine System, acting through its duly authorized agent.

§ 2.1.2 The Owner shall furnish to the Contractor, within fifteen days after receipt of a written request, information necessary and relevant for the Contractor to evaluate, give notice of, or enforce mechanic's lien rights. Such information shall include a correct statement of the record legal title to the property on which the Project is located, usually referred to as the site, and the Owner's interest therein.

§ 2.2 Evidence of the Owner's Financial Arrangements

§ 2.2.1 ~~Prior to~~ Following commencement of the Work and upon written request by the Contractor, the Owner shall furnish to the Contractor reasonable evidence that the Owner has made financial arrangements to fulfill the Owner's obligations under ~~the Contract. The Contractor shall have no obligation to commence the Work until the Owner provides such evidence. If commencement of the Work is delayed under this Section 2.2.1,~~ the Contract only if (1) the Owner fails to make payments to the Contractor as the Contract Documents require; (2) the Contractor identifies in writing a reasonable concern regarding the Owner's ability to make payment when due; or (3) a change in the Work materially changes the Contract Sum. If the Owner fails to provide such evidence, as required, within fourteen days of the Contractor's request, the Contractor may immediately stop the Work and, in that event, shall notify the Owner that the Work has stopped. However, if the request is made because a change in the Work materially changes the Contract Sum under (3) above, the Contractor may immediately stop only that portion of the Work affected by the change until reasonable evidence is provided. If the Work is stopped under this Section 2.2.2, the Contract Time shall be extended ~~appropriately.~~appropriately and the Contract Sum shall be increased by the amount of the Contractor's reasonable costs of shutdown, delay and start-up, plus interest as provided in the Contract Documents.

§ 2.2.2 ~~Following commencement of the Work and upon written request by the Contractor, the Owner shall furnish to the Contractor reasonable evidence that the Owner has made financial arrangements to fulfill the Owner's obligations under the Contract only if (1) the Owner fails to make payments to the Contractor as the Contract Documents require; (2) the Contractor identifies in writing a reasonable concern regarding the Owner's ability to make payment when due; or (3) a change in the Work materially changes the Contract Sum. If the Owner fails to provide such evidence, as required, within fourteen days of the Contractor's request, the Contractor may immediately stop the Work and, in that event, shall notify the Owner that the Work has stopped. However, if the request is made because a change in the Work materially changes the Contract Sum under (3) above, the Contractor may immediately stop only that portion of the Work affected by the change until reasonable evidence is provided. If the Work is stopped under this Section 2.2.2, the Contract Time shall be extended appropriately and the Contract Sum shall be increased by the amount of the Contractor's reasonable costs of shutdown, delay and start-up, plus interest as provided in the Contract Documents.~~

AIA Document A201 – 2017. Copyright © 1911, 1915, 1918, 1925, 1937, 1951, 1958, 1961, 1963, 1966, 1970, 1976, 1987, 1997, 2007 and 2017. All rights reserved. "The American Institute of Architects," "American Institute of Architects," "AIA," the AIA Logo, and "AIA Contract Documents" are trademarks of The American Institute of Architects. This document was produced at 15:29:24 ET on 02/23/2026 under Order No.3104238738 which expires on 12/31/2026, is not for resale, is licensed for one-time use only, and may only be used in accordance with the AIA Contract Documents® Terms of Service. To report copyright violations, e-mail docinfo@aiacontracts.com.
User Notes:

After the Owner furnishes evidence of financial arrangements under this Section 2.2, the Owner shall not materially vary such financial arrangements without prior notice to the Contractor.

§ 2.2.3 ~~After the Owner furnishes evidence of financial arrangements under this Section 2.2, the Owner shall not materially vary such financial arrangements without prior notice to the Contractor.~~Where the Owner has designated information furnished under this Section 2.2 as "confidential," the Contractor shall keep the information confidential and shall not disclose it to any other person. However, the Contractor may disclose "confidential" information, after seven (7) days' notice to the Owner, where disclosure is required by law, including a subpoena or other form of compulsory legal process issued by a court or governmental entity, or by court or arbitrator(s) order. The Contractor may also disclose "confidential" information to its employees, consultants, sureties, Subcontractors and their employees, Sub-subcontractors, and others who need to know the content of such information solely and exclusively for the Project and who agree to maintain the confidentiality of such information.

~~**§ 2.2.4** Where the Owner has designated information furnished under this Section 2.2 as "confidential," the Contractor shall keep the information confidential and shall not disclose it to any other person. However, the Contractor may disclose "confidential" information, after seven (7) days' notice to the Owner, where disclosure is required by law, including a subpoena or other form of compulsory legal process issued by a court or governmental entity, or by court or arbitrator(s) order. The Contractor may also disclose "confidential" information to its employees, consultants, sureties, Subcontractors and their employees, Sub-subcontractors, and others who need to know the content of such information solely and exclusively for the Project and who agree to maintain the confidentiality of such information.~~

§ 2.3 Information and Services Required of the Owner

§ 2.3.1 Except for permits and fees that are the responsibility of the Contractor under the Contract Documents, including those required under Section 3.7.1, the Owner shall secure and pay for necessary approvals, easements, assessments and charges required for construction, use or occupancy of permanent structures or for permanent changes in existing facilities.

§ 2.3.2 The ~~Owner shall retain an architect lawfully licensed to practice architecture, or an entity lawfully practicing architecture, in the jurisdiction where the Project is located.~~ Architect is a person or entity lawfully licensed to practice in the State of Maine. That person or entity is identified ~~as the Architect~~ in the Agreement and is referred ~~to~~ throughout the Contract Documents as if singular in number. Whenever the prime professional designer for the Work is an Engineer, the term Architect, wherever used in these documents shall have the term Engineer substituted for the term Architect. The Engineer shall be lawfully licensed to practice engineering in the State of Maine or an entity lawfully practicing engineering identified as such in the Agreement.

§ 2.3.3 If the employment of the Architect terminates, the Owner shall employ a successor to whom the Contractor has no reasonable objection and whose status under the Contract Documents shall be that of the Architect.

§ 2.3.4 The Owner shall furnish surveys describing physical characteristics, legal limitations and utility locations for the site of the Project, and a legal description of the site. The Contractor shall be entitled to rely on the accuracy of information furnished by the Owner but shall ~~exercise proper precautions relating to the safe performance of the Work.~~at all times conduct safe performance of the Work, including but not limited to appropriate precautions.

§ 2.3.5 The Owner shall furnish information or services required of the Owner by the Contract Documents with reasonable promptness. The Owner shall also furnish any other information or services under the Owner's control and relevant to the Contractor's performance of the Work with reasonable promptness after receiving the Contractor's written request for such information or services.

§ 2.3.6 Unless otherwise provided in the Contract Documents, the Owner shall furnish to the Contractor one copy of the Contract Documents for purposes of making reproductions pursuant to Section 1.5.2.

§ 2.4 Owner's Right to Stop the Work

If the Contractor fails to correct Work that is not in accordance with the requirements of the Contract Documents as required by Section 12.2 or repeatedly fails to carry out Work in accordance with the Contract Documents, the Owner may issue a written order to the Contractor to stop the Work, or any portion thereof, until the cause for such order has been eliminated; however, the right of the Owner to stop the Work shall not give rise to a duty on the part of the Owner

Init.
/
AIA Document A201 – 2017. Copyright © 1911, 1915, 1918, 1925, 1937, 1951, 1958, 1961, 1963, 1966, 1970, 1976, 1987, 1997, 2007 and 2017. All rights reserved. "The American Institute of Architects," "American Institute of Architects," "AIA," the AIA Logo, and "AIA Contract Documents" are trademarks of The American Institute of Architects. This document was produced at 15:29:24 ET on 02/23/2026 under Order No.3104238738 which expires on 12/31/2026, is not for resale, is licensed for one-time use only, and may only be used in accordance with the AIA Contract Documents® Terms of Service. To report copyright violations, e-mail docinfo@aiacontracts.com.
User Notes:

to exercise this right for the benefit of the Contractor or any other person or entity, except to the extent required by Section 6.1.3.

§ 2.5 Owner's Right to Carry Out the Work

If the Contractor defaults or neglects to carry out the Work in accordance with the Contract Documents and fails within a ten-day period after receipt of notice from the Owner to commence and continue correction of such default or neglect with diligence and promptness, the Owner may, without prejudice to other remedies the Owner may have, correct such default or neglect. Such action by the Owner and amounts charged to the Contractor are both subject to prior approval of the Architect and the Architect may, pursuant to Section 9.5.1, withhold or nullify a Certificate for Payment in whole or in part, to the extent reasonably necessary to reimburse the Owner for the reasonable cost of correcting such deficiencies, including Owner's expenses and compensation for the Architect's additional services made necessary by such default, neglect, or failure. If current and future payments are not sufficient to cover such amounts, the Contractor shall pay the difference to the Owner. If the Contractor disagrees with the actions of the Owner or the Architect, or the amounts claimed as costs to the Owner, the Contractor may file a Claim pursuant to Article 15.

ARTICLE 3 CONTRACTOR

§ 3.1 General

§ 3.1.1 The Contractor is the person or entity identified as such in the Agreement and is referred to throughout the Contract Documents as if singular in number. The Contractor shall be lawfully licensed, if required in the jurisdiction where the Project is located. The Contractor shall designate in writing a representative who shall have express authority to bind the Contractor with respect to all matters under this Contract. The term "Contractor" means the Contractor or the Contractor's authorized representative.

§ 3.1.2 The Contractor shall perform the Work in accordance with the Contract Documents.

§ 3.1.3 The Contractor shall not be relieved of its obligations to perform the Work in accordance with the Contract Documents either by activities or duties of the Architect in the Architect's administration of the Contract, or by tests, inspections or approvals required or performed by persons or entities other than the Contractor.

§ 3.2 Review of Contract Documents and Field Conditions by Contractor

§ 3.2.1 Execution of the Contract by the Contractor is a representation that the Contractor has visited the site, become generally familiar with local conditions under which the Work is to be performed, and correlated personal observations with requirements of the Contract Documents.

§ 3.2.2 Because the Contract Documents are complementary, the Contractor shall, before starting each portion of the Work, carefully study and compare the various Contract Documents relative to that portion of the Work, as well as the information furnished by the Owner pursuant to Section 2.3.4, shall take field measurements of any existing conditions related to that portion of the Work, and shall observe any conditions at the site affecting it. These obligations are for the purpose of facilitating coordination and construction by the Contractor and are not for the purpose of discovering errors, omissions, or inconsistencies in the Contract Documents; however, the Contractor shall promptly report to the Architect any errors, inconsistencies or omissions discovered by or made known to the Contractor as a request for information in such form as the Architect may require. It is recognized that the Contractor's review is made in the Contractor's capacity as a contractor and not as a licensed design professional, unless otherwise specifically provided in the Contract Documents.

§ 3.2.3 The Contractor is not required to ascertain that the Contract Documents are in accordance with applicable laws, statutes, ordinances, codes, rules and regulations, or lawful orders of public authorities, but the Contractor shall promptly report to the Architect any nonconformity discovered by or made known to the Contractor as a request for information in such form as the Architect may require.

§ 3.2.4 If the Contractor believes that additional cost or time is involved because of clarifications or instructions the Architect issues in response to the Contractor's notices or requests for information pursuant to Sections 3.2.2 or 3.2.3, the Contractor shall submit Claims as provided in Article 15. If the Contractor fails to perform the obligations of Sections 3.2.2 or 3.2.3, the Contractor shall pay such costs and damages to the Owner, subject to Section 15.1.7, as would have been avoided if the Contractor had performed such obligations. If the Contractor performs those obligations, the Contractor shall not be liable to the Owner or Architect for damages resulting from errors,

AIA Document A201 – 2017. Copyright © 1911, 1915, 1918, 1925, 1937, 1951, 1958, 1961, 1963, 1966, 1970, 1976, 1987, 1997, 2007 and 2017. All rights reserved. "The American Institute of Architects," "American Institute of Architects," "AIA," the AIA Logo, and "AIA Contract Documents" are trademarks of The American Institute of Architects. This document was produced at 15:29:24 ET on 02/23/2026 under Order No.3104238738 which expires on 12/31/2026, is not for resale, is licensed for one-time use only, and may only be used in accordance with the AIA Contract Documents® Terms of Service. To report copyright violations, e-mail docinfo@aiacontracts.com.
User Notes:

inconsistencies or omissions in the Contract Documents, for differences between field measurements or conditions and the Contract Documents, or for nonconformities of the Contract Documents to applicable laws, statutes, ordinances, codes, rules and regulations, and lawful orders of public authorities.

§ 3.3 Supervision and Construction Procedures

§ 3.3.1 The Contractor shall supervise and direct the Work, using ~~the Contractor's best~~ industry standard or better skill and attention. The Contractor shall be solely responsible for, and have control over, construction means, methods, techniques, sequences, and procedures, and for coordinating all portions of the Work under the Contract. If the Contract Documents give specific instructions concerning construction means, methods, techniques, sequences, or procedures, the Contractor shall evaluate the jobsite safety thereof and shall be solely responsible for the jobsite safety of such means, methods, techniques, sequences, or procedures. If the Contractor determines that such means, methods, techniques, sequences or procedures may not be safe, the Contractor shall give timely notice to the Owner and Architect, and shall propose alternative means, methods, techniques, sequences, or procedures. The Architect shall evaluate the proposed alternative solely for conformance with the design intent for the completed construction. Unless the Architect objects to the Contractor's proposed alternative, the Contractor shall perform the Work using its alternative means, methods, techniques, sequences, or procedures.

§ 3.3.2 The Contractor shall be responsible to the Owner for acts and omissions of the Contractor's employees, Subcontractors and their agents and employees, and other persons or entities performing portions of the Work for, or on behalf of, the Contractor or any of its Subcontractors.

§ 3.3.3 The Contractor shall be responsible for inspection of portions of Work already performed to determine that such portions are in proper condition to receive subsequent Work.

§ 3.4 Labor and Materials

§ 3.4.1 Unless otherwise provided in the Contract Documents, the Contractor shall provide and pay for labor, materials, equipment, tools, construction equipment and machinery, water, heat, utilities, transportation, and other facilities and services necessary for proper execution and completion of the Work, whether temporary or permanent and whether or not incorporated or to be incorporated in the Work.

§ 3.4.2 Except in the case of minor changes in the Work approved by the Architect in accordance with Section 3.12.8 or ordered by the Architect in accordance with Section 7.4, the Contractor may make substitutions only with the consent of the Owner, after evaluation by the Architect and in accordance with a Change Order or Construction Change Directive.

§ 3.4.2.1 After the Contract has been executed, the Owner and Architect may consider a formal request for substitution of products in place of those specified. The Owner shall deduct from the next payment made from the Contract Sum amounts paid to the Architect to evaluate the Contractor's proposed substitutions and to make agreed-upon changes in the Drawings and Specifications made necessary by the Owner's acceptance of the substitutions.
By making requests for substitutions, the Contractor

.1 Represents that the Contractor has personally investigated the proposed substitute product and determined it is equal or superior in all respects to that specified;

.2 Represents that the Contractor will provide the same warranty for the substitution that the Contractor would for that specified;

.3 Certifies that the cost data presented is complete and includes all related costs, and waives all claims for additional costs related to the substitution which subsequently become apparent; and,

.4 Will coordinate the installation of the accepted substitute, making such changes as may be required for the Work to be completed in all respects.

§ 3.4.3 The Contractor shall enforce strict discipline and good order among the Contractor's employees and other persons carrying out the Work. The Contractor shall not permit employment of unfit persons or persons not properly skilled in tasks assigned to them.

§ 3.4.4 If a wage scale prepared by the State of Maine Department of Labor, Bureau of Labor Standards, is included in the Contract Documents, such wage scale represents the minimum wages that must be paid in each category of labor employed on the project.

AIA Document A201 – 2017. Copyright © 1911, 1915, 1918, 1925, 1937, 1951, 1958, 1961, 1963, 1966, 1970, 1976, 1987, 1997, 2007 and 2017. All rights reserved. "The American Institute of Architects," "American Institute of Architects," "AIA," the AIA Logo, and "AIA Contract Documents" are trademarks of The American Institute of Architects. This document was produced at 15:29:24 ET on 02/23/2026 under Order No.3104238738 which expires on 12/31/2026, is not for resale, is licensed for one-time use only, and may only be used in accordance with the AIA Contract Documents® Terms of Service. To report copyright violations, e-mail docinfo@aiacontracts.com.
User Notes:

The provisions of Title 26 MRSA Chapter 15 Preference to Maine Workers and Contractors, apply to this project, including but not limited to:

§ 1310. Wage and benefits rates to be kept posted

A clearly legible statement of all fair minimum wage and benefits rates to be paid the several classes of laborers, workers and mechanics employed on the construction on the public work must be kept posted in a prominent and easily accessible place at the site by each contractor and subcontractor subject to sections 1304 to 1313.

§ 1311. Wage and benefit record of contractor

The contractor and each subcontractor in charge of the construction of a public work shall keep an accurate record showing the names and occupation of all laborers, workers and mechanics employed by them and all independent contractors working under contract with them in connection with the construction on the public works. The record must also show for all laborers, workers, mechanics and independent contractors the hours worked, the title of the job, the hourly rate or other method of remuneration and the actual wages or other compensation paid to each of the laborers, workers, mechanics and independent contractors. A copy of such a record must be kept at the job site and must be open at all reasonable hours to the inspection of the Bureau of Labor Standards and the public authority that let the contract and its officers and agents. It is not necessary to preserve those records for a period longer than 3 years after the termination of the contract. A copy of each such record must also be filed monthly with the public authority that let the contract. The filed record is a public record pursuant to Title 1, chapter 13, except that the public authority letting a contract shall adopt rules to protect the privacy of personal information contained in the records filed with the public authority under this section, such as Social Security numbers and taxpayer identification numbers. The rules may not prevent the disclosure of information regarding the classification of workers or independent contractors and the remuneration they receive. Such rules are routine technical rules as defined by Title 5, chapter 375, subchapter 2-A.

§ 3.4.5 If a wage scale prepared by the U.S. Department of Labor pursuant to the provision of the Davis-Bacon Act is included in the Contract Documents, such wage scale represents the minimum wages that must be paid in each category of labor on the project. The requirements and responsibilities within the Davis-Bacon Act apply to this project if a Davis-Bacon wage scale is included.

§ 3.4.6 EQUAL EMPLOYMENT OPPORTUNITY

During the performance of this contract, the contractor agrees as follows:

.1 The contractor will not discriminate against any employee or applicant for employment because of race, color, religion, sex, sexual orientation, including transgender status, gender, gender identity or gender expression, ethnicity, national origin or citizenship status, familial status, ancestry, age, disability physical or mental, genetic information, veteran or military status. Such action shall include, but not be limited to, the following: employment, upgrading, demotions, transfers, recruitment or recruitment advertising; layoffs or terminations; rates of pay or other forms of compensation; and selection for training, including apprenticeship.

.2 The contractor will, in all solicitations or advertisements for employees placed by or on behalf of the contractor, state that all qualified applicants will receive consideration for employment without regard race, color, religion, sex, sexual orientation, including transgender status, gender, gender identity or gender expression, ethnicity, national origin or citizenship status, familial status, ancestry, age, disability physical or mental, genetic information, veteran or military status.

.3 The contractor will send to each labor union or representative of the workers with which there is a collective or bargaining agreement in place, or other contract or understanding, whereby labor is being furnished for the performances of his contract, a notice, as set forth by the Maine Human Rights Commission, found on their website (https://www1.maine.gov/mhrc/guidance/mhra_guarantees.htm), to be provided by the contracting department or agency, advising the said labor union or workers' representative of the contractor's commitment under the provisions of the contract, and shall post copies of the notice in conspicuous places available to employees and to applicants for employment.

.4 The contractor will cause the foregoing provisions to be inserted in all contracts for any work covered by this agreement so that such provisions will be binding upon each subcontractor.

AIA Document A201 – 2017. Copyright © 1911, 1915, 1918, 1925, 1937, 1951, 1958, 1961, 1963, 1966, 1970, 1976, 1987, 1997, 2007 and 2017. All rights reserved. "The American Institute of Architects," "American Institute of Architects," "AIA," the AIA Logo, and "AIA Contract Documents" are trademarks of The American Institute of Architects. This document was produced at 15:29:24 ET on 02/23/2026 under Order No.3104238738 which expires on 12/31/2026, is not for resale, is licensed for one-time use only, and may only be used in accordance with the AIA Contract Documents® Terms of Service. To report copyright violations, e-mail docinfo@aiacontracts.com.
User Notes:

.5 Contractors and subcontractors with contracts in excess of $50,000 will also pursue in good faith affirmative action programs.

§ 3.5 Warranty

§ 3.5.1 The Contractor warrants to the Owner and Architect that materials and equipment furnished under the Contract will be of good quality and new unless the Contract Documents require or permit otherwise. The Contractor further warrants that the Work will conform to the requirements of the Contract Documents and will be free from defects, except for those inherent in the quality of the Work the Contract Documents require or permit. Work, materials, or equipment not conforming to these requirements may be considered defective. The Contractor's warranty excludes remedy for damage or defect caused by abuse, alterations to the Work not executed by the Contractor, improper or insufficient maintenance, improper operation, or normal wear and tear and normal usage. If required by the Architect, the Contractor shall furnish satisfactory evidence as to the kind and quality of materials and equipment.

§ 3.5.2 All material, equipment, or other special warranties required by the Contract Documents shall be issued in the name of the Owner, or shall be transferable to the Owner, and shall commence in accordance with Section 9.8.4.

§ 3.6 Taxes

The Contractor shall pay sales, consumer, use and similar taxes for the Work provided by the Contractor that are legally enacted when bids are received or negotiations concluded, whether or not yet effective or merely scheduled to go into effect.

§ 3.6.1 The University of Maine System is exempt from payment of taxes under the Maine Sales and Use Tax Law Title 36 Section 1760 for taxes on materials that are permanently incorporated into the real property belonging to the University of Maine System. The University of Maine System is also exempt from the payment of Federal Excise Taxes on articles not for resale and from the Federal Transportation Tax on all shipments; exemption certificates for these taxes will be furnished when required. All quotations shall be less these taxes. The contractor shall pay all other taxes that have been or are legally enacted.

§ 3.7 Permits, Fees, Notices and Compliance with Laws

§ 3.7.1 Unless otherwise provided in the Contract Documents, the Contractor shall secure and pay for the building permit as well as for other permits, fees, licenses, and inspections by government agencies necessary for proper execution and completion of the Work that are customarily secured after execution of the Contract and legally required at the time bids are received or negotiations concluded.

§ 3.7.2 The Contractor shall comply with and give notices required by applicable laws, statutes, ordinances, codes, rules and regulations, and lawful orders of public authorities applicable to performance of the Work.

§ 3.7.3 If the Contractor performs Work knowing it to be contrary to applicable laws, statutes, ordinances, codes, rules and regulations, or lawful orders of public authorities, the Contractor shall assume appropriate responsibility for such Work and shall bear the costs attributable to correction.

§ 3.7.4 Concealed or Unknown Conditions

If the Contractor encounters conditions at the site that are (1) subsurface or otherwise concealed physical conditions that differ materially from those indicated in the Contract Documents or (2) unknown physical conditions of an unusual nature that differ materially from those ordinarily found to exist and generally recognized as inherent in construction activities of the character provided for in the Contract Documents, the Contractor shall promptly provide notice to the Owner and the Architect before conditions are ~~disturbed and in no event later than 14 days after first observance of the conditions.~~ disturbed. The Architect will promptly investigate such conditions and, if the Architect determines that they differ materially and cause an increase or decrease in the Contractor's cost of, or time required for, performance of any part of the Work, will recommend that an equitable adjustment be made in the Contract Sum or Contract Time, or both. If the Architect determines that the conditions at the site are not materially different from those indicated in the Contract Documents and that no change in the terms of the Contract is justified, the Architect shall promptly notify the Owner and Contractor, stating the reasons. If either party disputes the Architect's determination or recommendation, that party may ~~submit a Claim~~ proceed as provided in Article 15.

§ 3.7.5 If, in the course of the Work, the Contractor encounters human remains or recognizes the existence of burial markers, archaeological sites or wetlands not indicated in the Contract Documents, the Contractor shall immediately

AIA Document A201 – 2017. Copyright © 1911, 1915, 1918, 1925, 1937, 1951, 1958, 1961, 1963, 1966, 1970, 1976, 1987, 1997, 2007 and 2017. All rights reserved. "The American Institute of Architects," "American Institute of Architects," "AIA," the AIA Logo, and "AIA Contract Documents" are trademarks of The American Institute of Architects. This document was produced at 15:29:24 ET on 02/23/2026 under Order No.3104238738 which expires on 12/31/2026, is not for resale, is licensed for one-time use only, and may only be used in accordance with the AIA Contract Documents® Terms of Service. To report copyright violations, e-mail docinfo@aiacontracts.com.
User Notes:

suspend any operations that would affect them and shall notify the Owner and Architect. Upon receipt of such notice, the Owner shall promptly take any action necessary to obtain governmental authorization required to resume the operations. The Contractor shall continue to suspend such operations until otherwise instructed by the Owner but shall continue with all other operations that do not affect those remains or features. Requests for adjustments in the Contract Sum and Contract Time arising from the existence of such remains or features may be made as provided in Article 15.

§ 3.8 Allowances

§ 3.8.1 The Contractor shall include in the Contract Sum all allowances stated in the Contract Documents. Items covered by allowances shall be supplied for such amounts and by such persons or entities as the Owner may direct, but the Contractor shall not be required to employ persons or entities to whom the Contractor has reasonable objection.

§ 3.8.2 Unless otherwise provided in the Contract Documents,

.1 allowances shall cover the cost to the Contractor of materials and equipment delivered at the site and all required taxes, less applicable trade discounts;

.2 Contractor's costs for unloading and handling at the site, labor, installation costs, overhead, profit, and other expenses contemplated for stated allowance amounts shall be included in the Contract Sum but not in the allowances; and

.3 whenever costs are more than or less than allowances, the Contract Sum shall be adjusted accordingly by Change Order. The amount of the Change Order shall reflect (1) the difference between actual costs and the allowances under Section 3.8.2.1 and (2) changes in Contractor's costs under Section 3.8.2.2.

§ 3.8.3 Materials and equipment under an allowance shall be selected by the Owner with reasonable promptness.

§ 3.9 Superintendent

§ 3.9.1 The Contractor shall employ a competent superintendent and necessary assistants who shall be in attendance at the Project site during performance of the Work. The superintendent shall represent the Contractor, and communications given to the superintendent shall be as binding as if given to the Contractor.

§ 3.9.2 The Contractor, as soon as practicable after award of the Contract, shall notify the Owner and Architect of the name and qualifications of a proposed superintendent. Within 14 days of receipt of the information, the Architect may notify the Contractor, stating whether the Owner or the Architect (1) has reasonable objection to the proposed superintendent or (2) requires additional time for review. Failure of the Architect to provide notice within the 14-day period shall constitute notice of no reasonable objection.

§ 3.9.3 The Contractor shall not employ a proposed superintendent to whom the Owner or Architect has made reasonable and timely objection. The Contractor shall not change the superintendent without the Owner's consent, which shall not unreasonably be withheld or delayed.

§ 3.10 Contractor's Construction and Submittal Schedules

§ 3.10.1 The Contractor, promptly after being awarded the Contract, shall submit for the Owner's and Architect's information a Contractor's construction schedule for the Work. The schedule shall contain detail appropriate for the Project, including (1) the date of commencement of the Work, interim schedule milestone dates, and the date of Substantial Completion; (2) an apportionment of the Work by construction activity; and (3) the time required for completion of each portion of the Work. The schedule shall provide for the orderly progression of the Work to completion and shall not exceed time limits current under the Contract Documents. The schedule shall be revised at appropriate intervals as required by the conditions of the Work and Project.

.1 The Contractor shall provide an updated Construction Schedule with each Application for Payment reflecting actual construction progress and activities.

§ 3.10.2 The Contractor, promptly after being awarded the Contract and thereafter as necessary to maintain a current submittal schedule, shall submit a submittal schedule for the Architect's approval. The Architect's approval shall not be unreasonably delayed or withheld. The submittal schedule shall (1) be coordinated with the Contractor's construction schedule, and (2) allow the Architect reasonable time to review submittals. If the Contractor fails to submit a submittal schedule, or fails to provide submittals in accordance with the approved submittal schedule, the Contractor shall not be entitled to any increase in Contract Sum or extension of Contract Time based on the time required for review of submittals.

AIA Document A201 – 2017. Copyright © 1911, 1915, 1918, 1925, 1937, 1951, 1958, 1961, 1963, 1966, 1970, 1976, 1987, 1997, 2007 and 2017. All rights reserved. "The American Institute of Architects," "American Institute of Architects," "AIA," the AIA Logo, and "AIA Contract Documents" are trademarks of The American Institute of Architects. This document was produced at 15:29:24 ET on 02/23/2026 under Order No.3104238738 which expires on 12/31/2026, is not for resale, is licensed for one-time use only, and may only be used in accordance with the AIA Contract Documents® Terms of Service. To report copyright violations, e-mail docinfo@aiacontracts.com.
User Notes:

§ 3.10.3 The Contractor shall perform the Work in general accordance with the most recent schedules submitted to the Owner and Architect.

§ 3.11 Documents and Samples at the Site

The Contractor shall make available, at the Project site, the Contract Documents, including Change Orders, Construction Change Directives, and other Modifications, in good order and marked currently to indicate field changes and selections made during construction, and the approved Shop Drawings, Product Data, Samples, and similar required submittals. These shall be in electronic form or paper copy, available to the Architect and Owner, and delivered to the Architect for submittal to the Owner upon completion of the Work as a record of the Work as constructed.

§ 3.12 Shop Drawings, Product Data and Samples

§ 3.12.1 Shop Drawings are drawings, diagrams, schedules, and other data specially prepared for the Work by the Contractor or a Subcontractor, Sub-subcontractor, manufacturer, supplier, or distributor to illustrate some portion of the Work.

§ 3.12.2 Product Data are illustrations, standard schedules, performance charts, instructions, brochures, diagrams, and other information furnished by the Contractor to illustrate materials or equipment for some portion of the Work.

§ 3.12.3 Samples are physical examples that illustrate materials, equipment, or workmanship, and establish standards by which the Work will be judged.

§ 3.12.4 Shop Drawings, Product Data, Samples, and similar submittals are not Contract Documents. Their purpose is to demonstrate how the Contractor proposes to conform to the information given and the design concept expressed in the Contract Documents for those portions of the Work for which the Contract Documents require submittals. Review by the Architect is subject to the limitations of Section 4.2.7. Informational submittals upon which the Architect is not expected to take responsive action may be so identified in the Contract Documents. Submittals that are not required by the Contract Documents may be returned by the Architect without action.

§ 3.12.5 The Contractor shall review for compliance with the Contract Documents, approve, and submit to the Architect, Shop Drawings, Product Data, Samples, and similar submittals required by the Contract Documents, in accordance with the submittal schedule approved by the Architect or, in the absence of an approved submittal schedule, with reasonable promptness and in such sequence as to cause no delay in the Work or in the activities of the Owner or of Separate Contractors.

§ 3.12.6 By submitting Shop Drawings, Product Data, Samples, and similar submittals, the Contractor represents to the Owner and Architect that the Contractor has (1) reviewed and approved them, (2) determined and verified materials, field measurements and field construction criteria related thereto, or will do so, and (3) checked and coordinated the information contained within such submittals with the requirements of the Work and of the Contract Documents.

§ 3.12.7 The Contractor shall perform no portion of the Work for which the Contract Documents require submittal and review of Shop Drawings, Product Data, Samples, or similar submittals, until the respective submittal has been approved by the Architect.

§ 3.12.8 The Work shall be in accordance with approved submittals except that the Contractor shall not be relieved of responsibility for deviations from the requirements of the Contract Documents by the Architect's approval of Shop Drawings, Product Data, Samples, or similar submittals, unless the Contractor has specifically notified the Architect of such deviation at the time of submittal and (1) the Architect has given written approval to the specific deviation as a minor change in the Work, or (2) a Change Order or Construction Change Directive has been issued authorizing the deviation. The Contractor shall not be relieved of responsibility for errors or omissions in Shop Drawings, Product Data, Samples, or similar submittals, by the Architect's approval thereof.

§ 3.12.9 The Contractor shall direct specific attention, in writing or on resubmitted Shop Drawings, Product Data, Samples, or similar submittals, to revisions other than those requested by the Architect on previous submittals. In the absence of such notice, the Architect's approval of a resubmission shall not apply to such revisions.

AIA Document A201 – 2017. Copyright © 1911, 1915, 1918, 1925, 1937, 1951, 1958, 1961, 1963, 1966, 1970, 1976, 1987, 1997, 2007 and 2017. All rights reserved. "The American Institute of Architects," "American Institute of Architects," "AIA," the AIA Logo, and "AIA Contract Documents" are trademarks of The American Institute of Architects. This document was produced at 15:29:24 ET on 02/23/2026 under Order No.3104238738 which expires on 12/31/2026, is not for resale, is licensed for one-time use only, and may only be used in accordance with the AIA Contract Documents® Terms of Service. To report copyright violations, e-mail docinfo@aiacontracts.com.
User Notes:

§ 3.12.10 The Contractor shall not be required to provide professional services that constitute the practice of architecture or engineering unless such services are specifically required by the Contract Documents for a portion of the Work or unless the Contractor needs to provide such services in order to carry out the Contractor's responsibilities for construction means, methods, techniques, sequences, and procedures. The Contractor shall not be required to provide professional services in violation of applicable law.

§ 3.12.10.1 If professional design services or certifications by a design professional related to systems, materials, or equipment are specifically required of the Contractor by the Contract Documents, the Owner and the Architect will specify all performance and design criteria that such services must satisfy. The Contractor shall be entitled to rely upon the adequacy and accuracy of the performance and design criteria provided in the Contract Documents. The Contractor shall cause such services or certifications to be provided by an appropriately licensed design professional, whose signature and seal shall appear on all drawings, calculations, specifications, certifications, Shop Drawings, and other submittals prepared by such professional. Shop Drawings, and other submittals related to the Work, designed or certified by such professional, if prepared by others, shall bear such professional's written approval when submitted to the Architect. The Owner and the Architect shall be entitled to rely upon the adequacy and accuracy of the services, certifications, and approvals performed or provided by such design professionals, provided the Owner and Architect have specified to the Contractor the performance and design criteria that such services must satisfy. Pursuant to this Section 3.12.10, the Architect will review and approve or take other appropriate action on submittals only for the limited purpose of checking for conformance with information given and the design concept expressed in the Contract Documents.

§ 3.12.10.2 If the Contract Documents require the Contractor's design professional to certify that the Work has been performed in accordance with the design criteria, the Contractor shall furnish such certifications to the Architect at the time and in the form specified by the Architect.

§ 3.12.11 The Architect's review of the Contractor's submittals will be limited to examination of an initial submission and two (2) resubmittals. The Architects review of additional submittals will be made only with the consent of the Owner after notification by the Architect. The Owner shall deduct from the next payment made from the Contract Sum amounts paid to the Architect for evaluation of such additional submittals.

§ 3.13 Use of Site

The Contractor shall confine operations at the site to areas permitted by applicable laws, statutes, ordinances, codes, rules and regulations, lawful orders of public authorities, and the Contract Documents and shall not unreasonably encumber the site with materials or equipment.

§ 3.14 Cutting and Patching

§ 3.14.1 The Contractor shall be responsible for cutting, fitting, or patching required to complete the Work or to make its parts fit together properly. All areas requiring cutting, fitting, or patching shall be restored to the condition existing prior to the cutting, fitting, or patching, unless otherwise required by the Contract Documents.

§ 3.14.2 The Contractor shall not damage or endanger a portion of the Work or fully or partially completed construction of the Owner or Separate Contractors by cutting, patching, or otherwise altering such construction, or by excavation. The Contractor shall not cut or otherwise alter construction by the Owner or a Separate Contractor except with written consent of the Owner and of the Separate Contractor. Consent shall not be unreasonably withheld. The Contractor shall not unreasonably withhold, from the Owner or a Separate Contractor, its consent to cutting or otherwise altering the Work.

§ 3.15 Cleaning Up

§ 3.15.1 The Contractor shall keep the premises and surrounding area free from accumulation of waste materials and rubbish caused by operations under the Contract. At completion of the Work, the Contractor shall remove waste materials, rubbish, the Contractor's tools, construction equipment, machinery, and surplus materials from and about the Project.

§ 3.15.2 If the Contractor fails to clean up as provided in the Contract Documents, the Owner may do so and the Owner shall be entitled to reimbursement from the Contractor.

AIA Document A201 – 2017. Copyright © 1911, 1915, 1918, 1925, 1937, 1951, 1958, 1961, 1963, 1966, 1970, 1976, 1987, 1997, 2007 and 2017. All rights reserved. "The American Institute of Architects," "American Institute of Architects," "AIA," the AIA Logo, and "AIA Contract Documents" are trademarks of The American Institute of Architects. This document was produced at 15:29:24 ET on 02/23/2026 under Order No.3104238738 which expires on 12/31/2026, is not for resale, is licensed for one-time use only, and may only be used in accordance with the AIA Contract Documents® Terms of Service. To report copyright violations, e-mail docinfo@aiacontracts.com.
User Notes:

§ 3.15.3 Waste Management. The University is committed to a resource management strategy which reduces to a minimum the production of waste material while reusing, recycling or composting as much as possible of the remaining materials. Contractor will submit a construction waste management plan for the project that identifies opportunities to reduce, reuse, or recycle waste from renovations or new construction.

§ 3.16 Access to Work

The Contractor shall provide the Owner and Architect with access to the Work in preparation and progress wherever located.

§ 3.17 Royalties, Patents and Copyrights

The Contractor shall pay all royalties and license fees. The Contractor shall defend suits or claims for infringement of copyrights and patent rights and shall hold the Owner and Architect harmless from loss on account thereof, but shall not be responsible for defense or loss when a particular design, process, or product of a particular manufacturer or manufacturers is required by the Contract Documents, or where the copyright violations are contained in Drawings, Specifications, or other documents prepared by the Owner or Architect. However, if an infringement of a copyright or patent is discovered by, or made known to, the Contractor, the Contractor shall be responsible for the loss unless the information is promptly furnished to the Architect.

§ 3.18 Indemnification

§ 3.18.1 To the fullest extent permitted by law, the Contractor shall indemnify and hold harmless the Owner, Architect, Architect's consultants, and agents and employees of any of them from and against claims, damages, losses, and expenses, including but not limited to attorneys' fees, arising out of or resulting from performance of the Work, provided that such claim, damage, loss, or expense is attributable to bodily injury, sickness, disease or death, or to injury to or destruction of tangible property (other than the Work itself), but only to the extent caused by the negligent acts or omissions of the Contractor, a Subcontractor, anyone directly or indirectly employed by them, or anyone for whose acts they may be liable, regardless of whether or not such claim, damage, loss, or expense is caused in part by a party indemnified hereunder. Such obligation shall not be construed to negate, abridge, or reduce other rights or obligations of indemnity that would otherwise exist as to a party or person described in this Section 3.18.

§ 3.18.2 In claims against any person or entity indemnified under this Section 3.18 by an employee of the Contractor, a Subcontractor, anyone directly or indirectly employed by them, or anyone for whose acts they may be liable, the indemnification obligation under Section 3.18.1 shall not be limited by a limitation on amount or type of damages, compensation, or benefits payable by or for the Contractor or a Subcontractor under workers' compensation acts, disability benefit acts, or other employee benefit acts.

ARTICLE 4 ARCHITECT

§ 4.1 General

§ 4.1.1 The Architect is the person or entity retained by the Owner pursuant to Section 2.3.2 and identified as such in the Agreement.

§ 4.1.2 Duties, responsibilities, and limitations of authority of the Architect as set forth in the Contract Documents shall not be restricted, modified, or extended without written consent of the Owner, Contractor, and Architect. Consent shall not be unreasonably withheld.

§ 4.2 Administration of the Contract

§ 4.2.1 The Architect will provide administration of the Contract as described in the Contract Documents and will be an Owner's representative during construction until the date the final payment is due, and from time to time during the period for correction of Work described in § 12.2, and until the date the Architect issues the final Certificate for Payment. The Architect will have authority to act on behalf of the Owner only to the extent provided in the Contract Documents.

§ 4.2.2 The Architect will visit the site at intervals appropriate to the stage of construction, or as otherwise agreed with the Owner, to become generally familiar with the progress and quality of the portion of the Work completed, endeavor to guard the Owner against defects and deficiencies in the Work, and to determine in general if the Work observed is being performed in a manner indicating that the Work, when fully completed, will be in accordance with the Contract Documents. However, the Architect will not be required to make exhaustive or continuous on-site inspections to check the quality or quantity of the Work. The Architect will not have control over, charge of, or responsibility for the

AIA Document A201 – 2017. Copyright © 1911, 1915, 1918, 1925, 1937, 1951, 1958, 1961, 1963, 1966, 1970, 1976, 1987, 1997, 2007 and 2017. All rights reserved. "The American Institute of Architects," "American Institute of Architects," "AIA," the AIA Logo, and "AIA Contract Documents" are trademarks of The American Institute of Architects. This document was produced at 15:29:24 ET on 02/23/2026 under Order No.3104238738 which expires on 12/31/2026, is not for resale, is licensed for one-time use only, and may only be used in accordance with the AIA Contract Documents® Terms of Service. To report copyright violations, e-mail docinfo@aiacontracts.com.
User Notes:

construction means, methods, techniques, sequences or procedures, or for the safety precautions and programs in connection with the Work, since these are solely the Contractor's rights and responsibilities under the Contract Documents.

.1 The Contractor shall reimburse the Owner for compensation paid to the Architect for additional site visits made necessary by the fault, neglect as determined solely by the Owner, or request of the Contractor. The reimbursement shall be deducted from the next payment made from the Contract Sum following the Owner's payment to the Architect.

§ 4.2.3 On the basis of the site visits, the Architect will keep the Owner ~~reasonably~~ informed about the progress and quality of the portion of the Work completed, and promptly report to the Owner (1) known deviations from the Contract Documents, (2) known deviations from the most recent construction schedule submitted by the Contractor, and (3) defects and deficiencies observed in the Work. The Architect will not be responsible for the Contractor's failure to perform the Work in accordance with the requirements of the Contract Documents. The Architect will not have control over or charge of, and will not be responsible for acts or omissions of, the Contractor, Subcontractors, or their agents or employees, or any other persons or entities performing portions of the Work.

§ 4.2.4 Communications

The Owner and Contractor shall include the Architect in all communications that relate to or affect the Architect's services or professional responsibilities. The Owner shall promptly notify the Architect of the substance of any direct communications between the Owner and the Contractor otherwise relating to the Project. Communications by and with the Architect's consultants shall be through the Architect. Communications by and with Subcontractors and suppliers shall be through the Contractor. Communications by and with Separate Contractors shall be through the Owner. The Contract Documents may specify other communication protocols.

§ 4.2.5 Based on the Architect's evaluations of the Contractor's Applications for Payment, the Architect will review and certify the amounts due the Contractor and will issue Certificates for Payment in such amounts.

§ 4.2.6 The Architect has authority to reject Work that does not conform to the Contract Documents. Whenever the Architect considers it necessary or advisable, the Architect will have authority to require inspection or testing of the Work in accordance with Sections 13.4.2 and 13.4.3, whether or not the Work is fabricated, installed or completed. However, neither this authority of the Architect nor a decision made in good faith either to exercise or not to exercise such authority shall give rise to a duty or responsibility of the Architect to the Contractor, Subcontractors, suppliers, their agents or employees, or other persons or entities performing portions of the Work.

§ 4.2.7 The Architect will review and approve, or take other appropriate action upon, the Contractor's submittals such as Shop Drawings, Product Data, and Samples, but only for the limited purpose of checking for conformance with information given and the design concept expressed in the Contract Documents. The Architect's action will be taken in accordance with the submittal schedule approved by the Architect or, in the absence of an approved submittal schedule, with reasonable promptness while allowing sufficient time in the Architect's professional judgment to permit adequate review. Review of such submittals is not conducted for the purpose of determining the accuracy and completeness of other details such as dimensions and quantities, or for substantiating instructions for installation or performance of equipment or systems, all of which remain the responsibility of the Contractor as required by the Contract Documents. The Architect's review of the Contractor's submittals shall not relieve the Contractor of the obligations under Sections 3.3, 3.5, and 3.12. The Architect's review shall not constitute approval of safety precautions or of any construction means, methods, techniques, sequences, or procedures. The Architect's approval of a specific item shall not indicate approval of an assembly of which the item is a component.

§ 4.2.8 The Architect will prepare Change Orders and Construction Change Directives, and may order minor changes in the Work as provided in Section 7.4. The Architect will investigate and make determinations and recommendations regarding concealed and unknown conditions as provided in Section 3.7.4.

§ 4.2.9 The Architect will conduct inspections to determine the date or dates of Substantial Completion and the date of final completion; issue Certificates of Substantial Completion pursuant to Section 9.8; receive and forward to the Owner, for the Owner's review and records, written warranties and related documents required by the Contract and assembled by the Contractor pursuant to Section 9.10; and issue a final Certificate for Payment pursuant to Section 9.10.

AIA Document A201 – 2017. Copyright © 1911, 1915, 1918, 1925, 1937, 1951, 1958, 1961, 1963, 1966, 1970, 1976, 1987, 1997, 2007 and 2017. All rights reserved. "The American Institute of Architects," "American Institute of Architects," "AIA," the AIA Logo, and "AIA Contract Documents" are trademarks of The American Institute of Architects. This document was produced at 15:29:24 ET on 02/23/2026 under Order No.3104238738 which expires on 12/31/2026, is not for resale, is licensed for one-time use only, and may only be used in accordance with the AIA Contract Documents® Terms of Service. To report copyright violations, e-mail docinfo@aiacontracts.com.
User Notes:

§ 4.2.10 If the Owner and Architect agree, the Architect will provide one or more Project representatives to assist in carrying out the Architect's responsibilities at the site. The Owner shall notify the Contractor of any change in the duties, responsibilities and limitations of authority of the Project representatives.

§ 4.2.11 The Architect will interpret and decide matters concerning performance under, and requirements of, the Contract Documents on written request of either the Owner or Contractor. The Architect's response to such requests will be made in writing within any time limits agreed upon or otherwise with reasonable promptness.

§ 4.2.12 Interpretations and decisions of the Architect will be consistent with the intent of, and reasonably inferable from, the Contract Documents and will be in writing or in the form of drawings. When making such interpretations and decisions, the Architect will endeavor to secure faithful performance by both Owner and Contractor, will not show partiality to either, and will not be liable for results of interpretations or decisions rendered in good faith.

§ 4.2.13 The Architect's decisions on matters relating to aesthetic effect will be final if consistent with the intent expressed in the Contract Documents.

§ 4.2.14 The Architect will review and respond to requests for information about the Contract Documents. The Architect's response to such requests will be made in writing within any time limits agreed upon or otherwise with reasonable promptness. If appropriate, the Architect will prepare and issue supplemental Drawings and Specifications in response to the requests for information.

ARTICLE 5 SUBCONTRACTORS

§ 5.1 Definitions

§ 5.1.1 A Subcontractor is a person or entity who has a direct contract with the Contractor to perform a portion of the Work at the site. The term "Subcontractor" is referred to throughout the Contract Documents as if singular in number and means a Subcontractor or an authorized representative of the Subcontractor. The term "Subcontractor" does not include a Separate Contractor or the subcontractors of a Separate Contractor.

§ 5.1.2 A Sub-subcontractor is a person or entity who has a direct or indirect contract with a Subcontractor to perform a portion of the Work at the site. The term "Sub-subcontractor" is referred to throughout the Contract Documents as if singular in number and means a Sub-subcontractor or an authorized representative of the Sub-subcontractor.

§ 5.2 Award of Subcontracts and Other Contracts for Portions of the Work

§ 5.2.1 Unless otherwise stated in the Contract Documents, the Contractor, as soon as practicable after award of the Contract, shall notify the Owner and Architect of the persons or entities proposed for each principal portion of the Work, including those who are to furnish materials or equipment fabricated to a special design. Within 14 days of receipt of the information, the Architect may notify the Contractor whether the Owner or the Architect (1) has reasonable objection to any such proposed person or entity or (2) requires additional time for review. Failure of the Architect to provide notice within the 14-day period shall constitute notice of no reasonable objection.

.1 The Contractor shall provide Owner a list of all subcontractors and independent contractors on the job site and a record of the entity to whom that subcontractor or independent contractor is directly contracted and by whom that subcontractor or independent contractor is insured for workers' compensation purposes. The list shall be presented at the preconstruction meeting and, when changes occur, at each requisition meeting as necessary.

.2 Where the use of the Maine Bid Depository is required by the Procurement Requirements, Subcontractors included in the Contractor's Proposal shall be the Subcontractors for the defined Work unless a change has been approved by the Owner.

§ 5.2.2 The Contractor shall not contract with a proposed person or entity to whom the Owner or Architect has made reasonable and timely objection. The Contractor shall not be required to contract with anyone to whom the Contractor has made reasonable objection.

§ 5.2.3 If the Owner or Architect has reasonable objection to a person or entity proposed by the Contractor, the Contractor shall propose another to whom the Owner or Architect has no reasonable objection. If the proposed but rejected Subcontractor was reasonably capable of performing the Work, the Contract Sum and Contract Time shall be increased or decreased by the difference, if any, occasioned by such change, and an appropriate Change Order shall be issued before commencement of the substitute Subcontractor's Work. However, no increase in the Contract Sum or

AIA Document A201 – 2017. Copyright © 1911, 1915, 1918, 1925, 1937, 1951, 1958, 1961, 1963, 1966, 1970, 1976, 1987, 1997, 2007 and 2017. All rights reserved. "The American Institute of Architects," "American Institute of Architects," "AIA," the AIA Logo, and "AIA Contract Documents" are trademarks of The American Institute of Architects. This document was produced at 15:29:24 ET on 02/23/2026 under Order No.3104238738 which expires on 12/31/2026, is not for resale, is licensed for one-time use only, and may only be used in accordance with the AIA Contract Documents® Terms of Service. To report copyright violations, e-mail docinfo@aiacontracts.com.
User Notes:

Contract Time shall be allowed for such change unless the Contractor has acted promptly and responsively in submitting names as required.

§ 5.2.4 The Contractor shall not substitute a Subcontractor, person, or entity for one previously selected if the Owner or Architect makes reasonable objection to such substitution.

§ 5.3 Subcontractual Relations

By appropriate written agreement, the Contractor shall require each Subcontractor, to the extent of the Work to be performed by the Subcontractor, to be bound to the Contractor by terms of the Contract Documents, and to assume toward the Contractor all the obligations and responsibilities, including the responsibility for safety of the Subcontractor's Work that the Contractor, by these Contract Documents, assumes toward the Owner and Architect. Each subcontract agreement shall preserve and protect the rights of the Owner and Architect under the Contract Documents with respect to the Work to be performed by the Subcontractor so that subcontracting thereof will not prejudice such rights, and shall allow to the Subcontractor, unless specifically provided otherwise in the subcontract agreement, the benefit of all rights, remedies, and redress against the Contractor that the Contractor, by the Contract Documents, has against the Owner. Where appropriate, the Contractor shall require each Subcontractor to enter into similar agreements with Sub-subcontractors. The Contractor shall make available to each proposed Subcontractor, prior to the execution of the subcontract agreement, copies of the Contract Documents to which the Subcontractor will be bound, and, upon written request of the Subcontractor, identify to the Subcontractor terms and conditions of the proposed subcontract agreement that may be at variance with the Contract Documents. Subcontractors will similarly make copies of applicable portions of such documents available to their respective proposed Sub-subcontractors.

§ 5.4 Contingent Assignment of Subcontracts

§ 5.4.1 Each subcontract agreement for a portion of the Work is assigned by the Contractor to the Owner, provided that

.1 assignment is effective only after termination of the Contract by the Owner for cause pursuant to Section 14.2 and only for those subcontract agreements that the Owner accepts by notifying the Subcontractor and Contractor; and

.2 assignment is subject to the prior rights of the surety, if any, obligated under bond relating to the Contract.

When the Owner accepts the assignment of a subcontract agreement, the Owner assumes the Contractor's rights and obligations under the subcontract.

§ 5.4.2 Upon such assignment, if the Work has been suspended for more than 30 days, the Subcontractor's compensation shall be equitably adjusted for increases in cost resulting from the suspension.

§ 5.4.3 Upon assignment to the Owner under this Section 5.4, the Owner may further assign the subcontract to a successor contractor or other entity. If the Owner assigns the subcontract to a successor contractor or other entity, the Owner shall nevertheless remain legally responsible for all of the successor contractor's obligations under the subcontract.

ARTICLE 6 CONSTRUCTION BY OWNER OR BY SEPARATE CONTRACTORS

§ 6.1 Owner's Right to Perform Construction and to Award Separate Contracts

§ 6.1.1 The term "Separate Contractor(s)" shall mean other contractors retained by the Owner under separate agreements. The Owner reserves the right to perform construction or operations related to the Project with the Owner's own forces, and with Separate Contractors retained under Conditions of the Contract substantially similar to those of this Contract, including those provisions of the Conditions of the Contract related to insurance and waiver of subrogation.

§ 6.1.2 When separate contracts are awarded for different portions of the Project or other construction or operations on the site, the term "Contractor" in the Contract Documents in each case shall mean the Contractor who executes each separate Owner-Contractor Agreement.

§ 6.1.3 The Owner shall provide for coordination of the activities of the Owner's own forces and of each Separate Contractor with the Work of the Contractor, who shall cooperate with them. The Contractor shall participate with any Separate Contractors and the Owner in reviewing their construction schedules. The Contractor shall make any revisions to its construction schedule deemed necessary after a joint review and mutual agreement. The construction

AIA Document A201 – 2017. Copyright © 1911, 1915, 1918, 1925, 1937, 1951, 1958, 1961, 1963, 1966, 1970, 1976, 1987, 1997, 2007 and 2017. All rights reserved. "The American Institute of Architects," "American Institute of Architects," "AIA," the AIA Logo, and "AIA Contract Documents" are trademarks of The American Institute of Architects. This document was produced at 15:29:24 ET on 02/23/2026 under Order No.3104238738 which expires on 12/31/2026, is not for resale, is licensed for one-time use only, and may only be used in accordance with the AIA Contract Documents® Terms of Service. To report copyright violations, e-mail docinfo@aiacontracts.com.
User Notes:

schedules shall then constitute the schedules to be used by the Contractor, Separate Contractors, and the Owner until subsequently revised.

§ 6.1.4 Unless otherwise provided in the Contract Documents, when the Owner performs construction or operations related to the Project with the Owner's own forces or with Separate Contractors, the Owner or its Separate Contractors shall have the same obligations and rights that the Contractor has under the Conditions of the Contract, including, without excluding others, those stated in Article 3, this Article 6, and Articles 10, 11, and 12.

§ 6.2 Mutual Responsibility

§ 6.2.1 The Contractor shall afford the Owner and Separate Contractors reasonable opportunity for introduction and storage of their materials and equipment and performance of their activities, and shall connect and coordinate the Contractor's construction and operations with theirs as required by the Contract Documents.

§ 6.2.2 If part of the Contractor's Work depends for proper execution or results upon construction or operations by the Owner or a Separate Contractor, the Contractor shall, prior to proceeding with that portion of the Work, promptly notify the Architect of apparent discrepancies or defects in the construction or operations by the Owner or Separate Contractor that would render it unsuitable for proper execution and results of the Contractor's Work. Failure of the Contractor to notify the Architect of apparent discrepancies or defects prior to proceeding with the Work shall constitute an acknowledgment that the Owner's or Separate Contractor's completed or partially completed construction is fit and proper to receive the Contractor's Work. The Contractor shall not be responsible for discrepancies or defects in the construction or operations by the Owner or Separate Contractor that are not apparent.

§ 6.2.3 The Contractor shall reimburse the Owner for costs the Owner incurs that are payable to a Separate Contractor because of the Contractor's delays, improperly timed activities or defective construction. The Owner shall be responsible to the Contractor for costs the Contractor incurs because of a Separate Contractor's delays, improperly timed activities, damage to the Work or defective construction.

§ 6.2.4 The Contractor shall promptly remedy damage that the Contractor wrongfully causes to completed or partially completed construction or to property of the Owner or Separate Contractor as provided in Section 10.2.5.

§ 6.2.5 The Owner and each Separate Contractor shall have the same responsibilities for cutting and patching as are described for the Contractor in Section 3.14.

§ 6.3 Owner's Right to Clean Up

If a dispute arises among the Contractor, Separate Contractors, and the Owner as to the responsibility under their respective contracts for maintaining the premises and surrounding area free from waste materials and rubbish, the Owner may clean up and the Architect will allocate the cost among those responsible.

ARTICLE 7 CHANGES IN THE WORK

§ 7.1 General

§ 7.1.1 Changes in the Work may be accomplished after execution of the Contract, and without invalidating the Contract, by Change Order, Construction Change Directive or order for a minor change in the Work, subject to the limitations stated in this Article 7 and elsewhere in the Contract Documents.

§ 7.1.2 A Change Order shall be based upon agreement among the Owner, Contractor, and Architect. A Construction Change Directive requires agreement by the Owner and Architect and may or may not be agreed to by the Contractor. An order for a minor change in the Work may be issued by the Architect alone.

§ 7.1.3 Changes in the Work shall be performed under applicable provisions of the Contract Documents. The Contractor shall proceed promptly with changes in the Work, unless otherwise provided in the Change Order, Construction Change Directive, or order for a minor change in the Work.

§ 7.1.4 All proposals shall be accompanied by complete itemization of costs including labor, equipment, materials and Subcontracts. Labor and materials shall be itemized in the manner prescribed above. Where major cost items are Subcontracts, they are to be itemized also. In no case will a change be approved without such itemization.

§ 7.1.5 Limits on allowable markup for Change Orders, and adjustments to a Guaranteed Maximum Price.

AIA Document A201 – 2017. Copyright © 1911, 1915, 1918, 1925, 1937, 1951, 1958, 1961, 1963, 1966, 1970, 1976, 1987, 1997, 2007 and 2017. All rights reserved. "The American Institute of Architects," "American Institute of Architects," "AIA," the AIA Logo, and "AIA Contract Documents" are trademarks of The American Institute of Architects. This document was produced at 15:29:24 ET on 02/23/2026 under Order No.3104238738 which expires on 12/31/2026, is not for resale, is licensed for one-time use only, and may only be used in accordance with the AIA Contract Documents® Terms of Service. To report copyright violations, e-mail docinfo@aiacontracts.com.
User Notes:

The combined overhead and profit (or Fee) included in the total cost to the Owner of a Change in the Work shall be according to the following conditions:

.1 Costs to which overhead and profit (or Fee) is to be applied shall be limited to the following:
- **.1** Costs of labor, including social security, old age and unemployment insurance, fringe benefits required by agreement or custom, and workers' compensation insurance;
- **.2** Costs of materials, supplies and equipment, including cost of transportation, whether incorporated or consumed;
- **.3** Rental costs of machinery and equipment, exclusive of hand tools, whether rented from the Contractor or others; and,
- **.4** Costs of premiums for all bonds, insurance, permit fees, and sales, use or similar taxes related to the Work.

.2 In total, the combined overhead and profit shall not include costs exceeding the following percentages:
- .1 For the Contractor (except for GMP Contracts), for Work performed by the Contractor's own forces, 20% of the cost.
- **.2** For the Contractor (except for GMP Contracts), for Work performed by the Contractor's Subcontractors, 10% of the amount due the Subcontractors.
- **.3** For each Subcontractor involved, for Work performed by the Subcontractor's own forces, 20% of the cost.
- **.4** For each Subcontractor involved, for Work performed by the Subcontractor's Sub-subcontractors, 10% of the amount due the Sub-subcontractor.
- **.5** For GMP Contracts, the fee is as defined in Article 6.1.3 of the AIA A133 contract.

§ 7.1.6 When there is only an extension of Contract Time, any Claim for delay made pursuant to Article 15 is limited to additional costs related to supervision and field office personnel, which may be included in the overhead and profit calculation.

§ 7.2 Change Orders

§ 7.2.1 A Change Order is a written instrument prepared by the Architect and signed by the Owner, Contractor, and Architect stating their agreement upon all of the following:

.1 The change in the Work;
.2 The amount of the adjustment, if any, in the Contract Sum; and
.3 The extent of the adjustment, if any, in the Contract Time.

§ 7.3 Construction Change Directives

§ 7.3.1 A Construction Change Directive is a written order prepared by the Architect and signed by the Owner and Architect, directing a change in the Work prior to agreement on adjustment, if any, in the Contract Sum or Contract Time, or both. The Owner may by Construction Change Directive, without invalidating the Contract, order changes in the Work within the general scope of the Contract consisting of additions, deletions, or other revisions, the Contract Sum and Contract Time being adjusted accordingly.

§ 7.3.2 A Construction Change Directive shall be used in the absence of total agreement on the terms of a Change Order.

§ 7.3.3 If the Construction Change Directive provides for an adjustment to the Contract Sum, the adjustment shall be based on one of the following methods:

.1 Mutual acceptance of a lump sum properly itemized and supported by sufficient substantiating data to permit evaluation;
.2 Unit prices stated in the Contract Documents or subsequently agreed upon;
.3 Cost to be determined in a manner agreed upon by the parties and a mutually acceptable fixed or percentage fee; or
.4 As provided in Section 7.3.4.

AIA Document A201 – 2017. Copyright © 1911, 1915, 1918, 1925, 1937, 1951, 1958, 1961, 1963, 1966, 1970, 1976, 1987, 1997, 2007 and 2017. All rights reserved. "The American Institute of Architects," "American Institute of Architects," "AIA," the AIA Logo, and "AIA Contract Documents" are trademarks of The American Institute of Architects. This document was produced at 15:29:24 ET on 02/23/2026 under Order No.3104238738 which expires on 12/31/2026, is not for resale, is licensed for one-time use only, and may only be used in accordance with the AIA Contract Documents® Terms of Service. To report copyright violations, e-mail docinfo@aiacontracts.com.
User Notes:

§ 7.3.4 If the Contractor does not respond promptly or disagrees with the method for adjustment in the Contract Sum, the Architect shall determine the adjustment on the basis of reasonable expenditures and savings of those performing the Work attributable to the change, including, in case of an increase in the Contract Sum, an amount for overhead and profit as set forth in the Agreement, or if no such amount is set forth in the Agreement, a reasonable amount. In such case, and also under Section 7.3.3.3, the Contractor shall keep and present, in such form as the Architect may prescribe, an itemized accounting together with appropriate supporting data. Unless otherwise provided in the Contract Documents, costs for the purposes of this Section 7.3.4 shall be limited to the following:

.1 Costs of labor, including applicable payroll taxes, fringe benefits required by agreement or custom, workers' compensation insurance, and other employee costs approved by the Architect;

.2 Costs of materials, supplies, and equipment, including cost of transportation, whether incorporated or consumed;

.3 Rental costs of machinery and equipment, exclusive of hand tools, whether rented from the Contractor or others;

.4 Costs of premiums for all bonds and insurance, permit fees, and sales, use, or similar taxes, directly related to the change; and

.5 Costs of supervision and field office personnel directly attributable to the change.

§ 7.3.5 If the Contractor disagrees with the adjustment in the Contract Time, the Contractor may make a Claim in accordance with applicable provisions of Article 15.

§ 7.3.6 Upon receipt of a Construction Change Directive, the Contractor shall promptly proceed with the change in the Work involved and advise the Architect of the Contractor's agreement or disagreement with the method, if any, provided in the Construction Change Directive for determining the proposed adjustment in the Contract Sum or Contract Time.

§ 7.3.7 A Construction Change Directive signed by the Contractor indicates the Contractor's agreement therewith, including adjustment in Contract Sum and Contract Time or the method for determining them. Such agreement shall be effective immediately and shall be recorded as a Change Order.

§ 7.3.8 The amount of credit to be allowed by the Contractor to the Owner for a deletion or change that results in a net decrease in the Contract Sum shall be actual net cost as confirmed by the Architect. When both additions and credits covering related Work or substitutions are involved in a change, the allowance for overhead and profit shall be figured on the basis of net increase, if any, with respect to that change.

§ 7.3.9 Pending final determination of the total cost of a Construction Change Directive to the Owner, the Contractor may request payment for Work completed under the Construction Change Directive in Applications for Payment. The Architect will make an interim determination for purposes of monthly certification for payment for those costs and certify for payment the amount that the Architect determines, in the Architect's professional judgment, to be reasonably justified. The Architect's interim determination of cost shall adjust the Contract Sum on the same basis as a Change Order, subject to the right of either party to disagree and assert a Claim in accordance with Article 15.

§ 7.3.10 When the Owner and Contractor agree with a determination made by the Architect concerning the adjustments in the Contract Sum and Contract Time, or otherwise reach agreement upon the adjustments, such agreement shall be effective immediately and the Architect will prepare a Change Order. Change Orders may be issued for all or any part of a Construction Change Directive.

§ 7.4 Minor Changes in the Work

The Architect may order minor changes in the Work that are consistent with the intent of the Contract Documents and do not involve an adjustment in the Contract Sum or an extension of the Contract Time. The Architect's order for minor changes shall be in writing. If the Contractor believes that the proposed minor change in the Work will affect the Contract Sum or Contract Time, the Contractor shall notify the Architect and shall not proceed to implement the change in the Work. If the Contractor performs the Work set forth in the Architect's order for a minor change without prior notice to the Architect that such change will affect the Contract Sum or Contract Time, the Contractor waives any adjustment to the Contract Sum or extension of the Contract Time.

AIA Document A201 – 2017. Copyright © 1911, 1915, 1918, 1925, 1937, 1951, 1958, 1961, 1963, 1966, 1970, 1976, 1987, 1997, 2007 and 2017. All rights reserved. "The American Institute of Architects," "American Institute of Architects," "AIA," the AIA Logo, and "AIA Contract Documents" are trademarks of The American Institute of Architects. This document was produced at 15:29:24 ET on 02/23/2026 under Order No.3104238738 which expires on 12/31/2026, is not for resale, is licensed for one-time use only, and may only be used in accordance with the AIA Contract Documents® Terms of Service. To report copyright violations, e-mail docinfo@aiacontracts.com.
User Notes:

ARTICLE 8 TIME

§ 8.1 Definitions

§ 8.1.1 Unless otherwise provided, Contract Time is the period of time, including authorized adjustments, allotted in the Contract Documents for Substantial Completion of the Work.

§ 8.1.2 The date of commencement of the Work is the date established in the Agreement.

§ 8.1.3 The date of Substantial Completion is the date certified by the Architect in accordance with Section 9.8.

§ 8.1.4 The term "day" as used in the Contract Documents shall mean calendar day unless otherwise specifically defined.

§ 8.2 Progress and Completion

§ 8.2.1 Time limits stated in the Contract Documents are of the essence of the Contract. By executing the Agreement, the Contractor confirms that the Contract Time is a reasonable period for performing the Work.

§ 8.2.2 The Contractor shall not knowingly, except by agreement or instruction of the Owner in writing, commence the Work prior to the effective date of insurance required to be furnished by the Contractor and Owner.

§ 8.2.3 The Contractor shall proceed expeditiously with adequate forces and shall achieve Substantial Completion within the Contract Time.

§ 8.3 Delays and Extensions of Time

§ 8.3.1 If the Contractor is delayed at any time in the commencement or progress of the Work by (1) an act or neglect of the Owner or Architect, of an employee of either, or of a Separate Contractor; (2) by changes ordered in the Work; (3) by labor disputes, fire, unusual delay in deliveries, unavoidable casualties, adverse weather conditions documented in accordance with Section 15.1.6.2, or other causes beyond the Contractor's control; (4) by delay authorized by the Owner pending mediation and binding dispute resolution; or (5) by other causes that the Contractor asserts, and the Architect determines, justify delay, then the Contract Time shall be extended for such reasonable time as the Architect may determine.

§ 8.3.2 Claims relating to time shall be made in accordance with applicable provisions of Article 15.

§ 8.3.3 This Section 8.3 does not preclude recovery of damages for delay by either party under other provisions of the Contract Documents.

ARTICLE 9 PAYMENTS AND COMPLETION

§ 9.1 Contract Sum

§ 9.1.1 The Contract Sum is stated in the Agreement and, including authorized adjustments, is the total amount payable by the Owner to the Contractor for performance of the Work under the Contract Documents.

§ 9.1.2 If unit prices are stated in the Contract Documents or subsequently agreed upon, and if quantities originally contemplated are materially changed so that application of such unit prices to the actual quantities causes substantial inequity to the Owner or Contractor, the applicable unit prices shall be equitably adjusted.

§ 9.2 Schedule of Values

Where the Contract is based on a stipulated sum or Guaranteed Maximum Price, the Contractor shall submit a schedule of values to the Architect before the first Application for Payment, allocating the entire Contract Sum to the various portions of the Work. The schedule of values shall be prepared in the form, and supported by the data to substantiate its accuracy, required by the Architect. This schedule, unless objected to by the Architect, shall be used as a basis for reviewing the Contractor's Applications for Payment. Any changes to the schedule of values shall be submitted to the Architect and supported by such data to substantiate its accuracy as the Architect may require, and unless objected to by the Architect, shall be used as a basis for reviewing the Contractor's subsequent Applications for Payment.

AIA Document A201 – 2017. Copyright © 1911, 1915, 1918, 1925, 1937, 1951, 1958, 1961, 1963, 1966, 1970, 1976, 1987, 1997, 2007 and 2017. All rights reserved. "The American Institute of Architects," "American Institute of Architects," "AIA," the AIA Logo, and "AIA Contract Documents" are trademarks of The American Institute of Architects. This document was produced at 15:29:24 ET on 02/23/2026 under Order No.3104238738 which expires on 12/31/2026, is not for resale, is licensed for one-time use only, and may only be used in accordance with the AIA Contract Documents® Terms of Service. To report copyright violations, e-mail docinfo@aiacontracts.com.
User Notes:

§ 9.3 Applications for Payment

§ 9.3.1 At least ten days before the date established for each progress payment, the Contractor shall submit to the Architect an itemized Application for Payment prepared in accordance with the schedule of values, if required under Section 9.2, for completed portions of the Work. The application shall be notarized, if required, and supported by all data substantiating the Contractor's right to payment that the Owner or Architect require, such as copies of requisitions, and releases and waivers of liens from Subcontractors and suppliers, and shall reflect retainage if provided for in the Contract Documents.

§ 9.3.1.1 As provided in Section 7.3.9, such applications may include requests for payment on account of changes in the Work that have been properly authorized by Construction Change Directives, or by interim determinations of the Architect, but not yet included in Change Orders.

§ 9.3.1.2 Applications for Payment shall not include requests for payment for portions of the Work for which the Contractor does not intend to pay a Subcontractor or supplier, unless such Work has been performed by others whom the Contractor intends to pay.

§ 9.3.1.3 The provisions of Title 5 M.R.S.A § 1746, as amended, pertain to this project. The Owner shall retain five percent (5%) of each payment due the Contractor as part of the security for the fulfillment of the Contract Agreement by the Contractor; the Contractor shall not withhold a greater percentage from subcontractors. The Owner may, if deemed expedient by the Owner, cause the Contractor to be paid temporarily or permanently from time to time during the progress of the work, such portion of the amount retained as the Owner deems prudent or desirable.

§ 9.3.2 Unless otherwise provided in the Contract Documents, payments shall be made on account of materials and equipment delivered and suitably stored at the site for subsequent incorporation in the Work. If approved in advance by the Owner, payment may similarly be made for materials and equipment suitably stored off the site at a location agreed upon in writing. Payment for materials and equipment stored on or off the site shall be conditioned upon compliance by the Contractor with procedures satisfactory to the Owner to establish the Owner's title to such materials and equipment or otherwise protect the Owner's interest, and shall include the costs of applicable insurance, storage, and transportation to the site, for such materials and equipment stored off the site.

§ 9.3.3 The Contractor warrants that title to all Work covered by an Application for Payment will pass to the Owner no later than the time of payment. The Contractor further warrants that upon submittal of an Application for Payment all Work for which Certificates for Payment have been previously issued and payments received from the Owner shall, to the best of the Contractor's knowledge, information, and belief, be free and clear of liens, claims, security interests, or encumbrances, in favor of the Contractor, Subcontractors, suppliers, or other persons or entities that provided labor, materials, and equipment relating to the Work.

§ 9.4 Certificates for Payment

§ 9.4.1 The Architect will, within seven days after receipt of the Contractor's Application for Payment, either (1) issue to the Owner a Certificate for Payment in the full amount of the Application for Payment, with a copy to the Contractor; or (2) issue to the Owner a Certificate for Payment for such amount as the Architect determines is properly due, and notify the Contractor and Owner of the Architect's reasons for withholding certification in part as provided in Section 9.5.1; or (3) withhold certification of the entire Application for Payment, and notify the Contractor and Owner of the Architect's reason for withholding certification in whole as provided in Section 9.5.1.

§ 9.4.2 The issuance of a Certificate for Payment will constitute a representation by the Architect to the Owner, based on the Architect's evaluation of the Work and the data in the Application for Payment, that, to the best of the Architect's knowledge, information, and belief, the Work has progressed to the point indicated, the quality of the Work is in accordance with the Contract Documents, and that the Contractor is entitled to payment in the amount certified. The foregoing representations are subject to an evaluation of the Work for conformance with the Contract Documents upon Substantial Completion, to results of subsequent tests and inspections, to correction of minor deviations from the Contract Documents prior to completion, and to specific qualifications expressed by the Architect. However, the issuance of a Certificate for Payment will not be a representation that the Architect has (1) made exhaustive or continuous on-site inspections to check the quality or quantity of the Work; (2) reviewed construction means, methods, techniques, sequences, or procedures; (3) reviewed copies of requisitions received from Subcontractors and suppliers and other data requested by the Owner to substantiate the Contractor's right to payment;

AIA Document A201 – 2017. Copyright © 1911, 1915, 1918, 1925, 1937, 1951, 1958, 1961, 1963, 1966, 1970, 1976, 1987, 1997, 2007 and 2017. All rights reserved. "The American Institute of Architects," "American Institute of Architects," "AIA," the AIA Logo, and "AIA Contract Documents" are trademarks of The American Institute of Architects. This document was produced at 15:29:24 ET on 02/23/2026 under Order No.3104238738 which expires on 12/31/2026, is not for resale, is licensed for one-time use only, and may only be used in accordance with the AIA Contract Documents® Terms of Service. To report copyright violations, e-mail docinfo@aiacontracts.com.
User Notes:

or (4) made examination to ascertain how or for what purpose the Contractor has used money previously paid on account of the Contract Sum.

§ 9.5 Decisions to Withhold Certification

§ 9.5.1 The Architect ~~may~~ shall withhold a Certificate for Payment in whole or in part, to the extent reasonably necessary to protect the Owner, if in the Architect's opinion the representations to the Owner required by Section 9.4.2 cannot be made. If the Architect is unable to certify payment in the amount of the Application, the Architect will notify the Contractor and Owner as provided in Section 9.4.1. If the Contractor and Architect cannot agree on a revised amount, the Architect will promptly issue a Certificate for Payment for the amount for which the Architect is able to make such representations to the Owner. The Architect ~~may~~ shall also withhold a Certificate for Payment or, because of subsequently discovered evidence, ~~may~~ shall nullify the whole or a part of a Certificate for Payment previously issued, to such extent as may be necessary in the Architect's opinion to protect the Owner from loss for which the Contractor is responsible, including loss resulting from acts and omissions described in Section 3.3.2, because of

.1 defective Work, i.e. Work that does not conform to the requirements of the Contract, shall include, but not be limited to, non-conforming Work, disputed Work, incomplete Work, and unacceptable Work, which is not remedied;

.1 The Architect shall deduct and withhold from any certification for payment an amount equal to one hundred and fifty percent (150%) the value of any defective Work.

.2 third party claims filed or reasonable evidence indicating probable filing of such claims, unless security acceptable to the Owner is provided by the Contractor;

.3 failure of the Contractor to make payments properly to Subcontractors or suppliers for labor, materials or equipment;

.4 reasonable evidence that the Work cannot be completed for the unpaid balance of the Contract Sum;

.5 damage to the Owner or a Separate Contractor;

.6 reasonable evidence that the Work will not be completed within the Contract Time, and that the unpaid balance would not be adequate to cover actual or liquidated damages for the anticipated delay; or

.7 repeated failure to carry out the Work in accordance with the Contract Documents.

§ 9.5.2 When either party disputes the Architect's decision regarding a Certificate for Payment under Section 9.5.1, in whole or in part, that party may submit a Claim in accordance with Article 15.

§ 9.5.3 When the reasons for withholding certification are removed, certification will be made for amounts previously withheld.

§ 9.5.4 If the Architect withholds certification for payment under Section 9.5.1.3, the Owner may, at its sole option, issue joint checks to the Contractor and to any Subcontractor or supplier to whom the Contractor failed to make payment for Work properly performed or material or equipment suitably delivered. If the Owner makes payments by joint check, the Owner shall notify the Architect and the Contractor shall reflect such payment on its next Application for Payment.

§ 9.6 Progress Payments

§ 9.6.1 After the Architect has issued a Certificate for Payment, the Owner shall make payment in the manner and within the time provided in the Contract Documents, and shall so notify the Architect.

§ 9.6.2 The Contractor shall pay each Subcontractor, no later than seven days after receipt of payment from the Owner, the amount to which the Subcontractor is entitled, reflecting percentages actually retained from payments to the Contractor on account of the Subcontractor's portion of the Work. The Contractor shall, by appropriate agreement with each Subcontractor, require each Subcontractor to make payments to Sub-subcontractors in a similar manner.

§ 9.6.3 The Architect will, on request, furnish to a Subcontractor, if practicable, information regarding percentages of completion or amounts applied for by the Contractor and action taken thereon by the Architect and Owner on account of portions of the Work done by such Subcontractor.

§ 9.6.4 The Owner has the right to request written evidence from the Contractor that the Contractor has properly paid Subcontractors and suppliers amounts paid by the Owner to the Contractor for subcontracted Work. If the Contractor fails to furnish such evidence within seven days, the Owner shall have the right to contact Subcontractors and suppliers

AIA Document A201 – 2017. Copyright © 1911, 1915, 1918, 1925, 1937, 1951, 1958, 1961, 1963, 1966, 1970, 1976, 1987, 1997, 2007 and 2017. All rights reserved. "The American Institute of Architects," "American Institute of Architects," "AIA," the AIA Logo, and "AIA Contract Documents" are trademarks of The American Institute of Architects. This document was produced at 15:29:24 ET on 02/23/2026 under Order No.3104238738 which expires on 12/31/2026, is not for resale, is licensed for one-time use only, and may only be used in accordance with the AIA Contract Documents® Terms of Service. To report copyright violations, e-mail docinfo@aiacontracts.com.
User Notes:

to ascertain whether they have been properly paid. Neither the Owner nor Architect shall have an obligation to pay, or to see to the payment of money to, a Subcontractor or supplier, except as may otherwise be required by law.

§ 9.6.5 The Contractor's payments to suppliers shall be treated in a manner similar to that provided in Sections 9.6.2, 9.6.3 and 9.6.4.

§ 9.6.6 A Certificate for Payment, a progress payment, or partial or entire use or occupancy of the Project by the Owner shall not constitute acceptance of Work not in accordance with the Contract Documents.

§ 9.6.7 Unless the Contractor provides the Owner with a payment bond in the full penal sum of the Contract Sum, payments received by the Contractor for Work properly performed by Subcontractors or provided by suppliers shall be held by the Contractor for those Subcontractors or suppliers who performed Work or furnished materials, or both, under contract with the Contractor for which payment was made by the Owner. Nothing contained herein shall require money to be placed in a separate account and not commingled with money of the Contractor, create any fiduciary liability or tort liability on the part of the Contractor for breach of trust, or entitle any person or entity to an award of punitive damages against the Contractor for breach of the requirements of this provision.

§ 9.6.8 Provided the Owner has fulfilled its payment obligations under the Contract Documents, the Contractor shall defend and indemnify the Owner from all loss, liability, damage or expense, including reasonable attorney's fees and litigation expenses, arising out of any lien claim or other claim for payment by any Subcontractor or supplier of any tier. Upon receipt of notice of a lien claim or other claim for payment, the Owner shall notify the Contractor. If approved by the applicable court, when required, the Contractor may substitute a surety bond for the property against which the lien or other claim for payment has been asserted.

§ 9.6.9 All Progress Payments and Final Payment are subject to the requirements of the "Maine Prompt Pay Act" Title 10 M.R.S.A. ch. 201-A, as amended. Payments shall be made on a timely basis in accord with the requirements of this Statute; however, the Contractor waives interest on any late payment.

§ 9.7 Failure of Payment

If the Architect does not issue a Certificate for Payment, through no fault of the Contractor, within seven days after receipt of the Contractor's Application for Payment, or if the Owner does not pay the Contractor within seven days after the date established in the Contract Documents, the amount certified by the Architect or awarded by binding dispute resolution, then the Contractor may, upon seven additional days' notice to the Owner and Architect, stop the Work until payment of the amount owing has been received. The Contract Time shall be extended appropriately and the Contract Sum shall be increased by the amount of the Contractor's reasonable costs of shutdown, delay and start-up, plus interest as provided for in the Contract Documents.

§ 9.8 Substantial Completion

§ 9.8.1 Substantial Completion is the stage in the progress of the Work when the Work or designated portion thereof is sufficiently complete in accordance with the Contract Documents so that the Owner can occupy or utilize the Work for its intended use.

§ 9.8.2 When the Contractor considers that the Work, or a portion thereof which the Owner agrees to accept separately, is substantially complete, the Contractor shall prepare and submit to the Architect a comprehensive list of items to be completed or corrected prior to final payment. Failure to include an item on such list does not alter the responsibility of the Contractor to complete all Work in accordance with the Contract Documents.

§ 9.8.3 Upon receipt of the Contractor's list, the Architect will make an inspection to determine whether the Work or designated portion thereof is substantially complete. If the Architect's inspection discloses any item, whether or not included on the Contractor's list, which is not sufficiently complete in accordance with the Contract Documents so that the Owner can occupy or utilize the Work or designated portion thereof for its intended use, the Contractor shall, before issuance of the Certificate of Substantial Completion, complete or correct such item upon notification by the Architect. In such case, the Contractor shall then submit a request for another inspection by the Architect to determine Substantial Completion.

§ 9.8.4 When the Work or designated portion thereof is substantially complete, the Architect will prepare a Certificate of Substantial Completion that shall establish the date of Substantial Completion; establish responsibilities of the

AIA Document A201 – 2017. Copyright © 1911, 1915, 1918, 1925, 1937, 1951, 1958, 1961, 1963, 1966, 1970, 1976, 1987, 1997, 2007 and 2017. All rights reserved. "The American Institute of Architects," "American Institute of Architects," "AIA," the AIA Logo, and "AIA Contract Documents" are trademarks of The American Institute of Architects. This document was produced at 15:29:24 ET on 02/23/2026 under Order No.3104238738 which expires on 12/31/2026, is not for resale, is licensed for one-time use only, and may only be used in accordance with the AIA Contract Documents® Terms of Service. To report copyright violations, e-mail docinfo@aiacontracts.com.
User Notes:

Owner and Contractor for security, maintenance, heat, utilities, damage to the Work and insurance; and fix the time within which the Contractor shall finish all items on the list accompanying the Certificate. Warranties required by the Contract Documents shall commence on the date of Substantial Completion of the Work or designated portion thereof unless otherwise provided in the Certificate of Substantial Completion.

§ 9.8.5 The Certificate of Substantial Completion shall be submitted to the Owner and Contractor for their written acceptance of responsibilities assigned to them in the Certificate. Upon such acceptance, and consent of surety if any, the Owner shall make payment of retainage applying to the Work or designated portion thereof. Such payment shall be adjusted for Work that is incomplete or not in accordance with the requirements of the Contract Documents.

§ 9.9 Partial Occupancy or Use

§ 9.9.1 The Owner may occupy or use any completed or partially completed portion of the Work at any stage when such portion is designated by separate agreement with the Contractor, provided such occupancy or use is consented to by the insurer and authorized by public authorities having jurisdiction over the Project. Such partial occupancy or use may commence whether or not the portion is substantially complete, provided the Owner and Contractor have accepted in writing the responsibilities assigned to each of them for payments, retainage, if any, security, maintenance, heat, utilities, damage to the Work and insurance, and have agreed in writing concerning the period for correction of the Work and commencement of warranties required by the Contract Documents. When the Contractor considers a portion substantially complete, the Contractor shall prepare and submit a list to the Architect as provided under Section 9.8.2. Consent of the Contractor to partial occupancy or use shall not be unreasonably withheld. The stage of the progress of the Work shall be determined by written agreement between the Owner and Contractor or, if no agreement is reached, by decision of the Architect.

§ 9.9.2 Immediately prior to such partial occupancy or use, the Owner, Contractor, and Architect shall jointly inspect the area to be occupied or portion of the Work to be used in order to determine and record the condition of the Work.

§ 9.9.3 Unless otherwise agreed upon, partial occupancy or use of a portion or portions of the Work shall not constitute acceptance of Work not complying with the requirements of the Contract Documents.

§ 9.10 Final Completion and Final Payment

§ 9.10.1 Upon receipt of the Contractor's notice that the Work is ready for final inspection and acceptance and upon receipt of a final Application for Payment, the Architect will promptly make such inspection. When the Architect finds the Work acceptable under the Contract Documents and the Contract fully performed, the Architect will promptly issue a final Certificate for Payment stating that to the best of the Architect's knowledge, information and belief, and on the basis of the Architect's on-site visits and inspections, the Work has been completed in accordance with the Contract Documents and that the entire balance found to be due the Contractor and noted in the final Certificate is due and payable. The Architect's final Certificate for Payment will constitute a further representation that conditions listed in Section 9.10.2 as precedent to the Contractor's being entitled to final payment have been fulfilled.

.1 Except with the consent of the Owner, the Architect will perform no more than three (23) site reviews to determine whether the Work or a designated portion thereof has attained Final Completion in accordance with the Contract Documents. The Owner shall be entitled to deduct from the Contract Sum amounts paid to the Architect for any additional site reviews.

§ 9.10.2 Neither final payment nor any remaining retained percentage shall become due until the Contractor submits to the Architect (1) an affidavit that payrolls, bills for materials and equipment, and other indebtedness connected with the Work for which the Owner or the Owner's property might be responsible or encumbered (less amounts withheld by Owner) have been paid or otherwise satisfied, (2) a certificate evidencing that insurance required by the Contract Documents to remain in force after final payment is currently in effect, (3) a written statement that the Contractor knows of no reason that the insurance will not be renewable to cover the period required by the Contract Documents, (4) consent of surety, if any, to final payment, (5) documentation of any special warranties, such as manufacturers' warranties or specific Subcontractor warranties, and (6) if required by the Owner, other data establishing payment or satisfaction of obligations, such as receipts and releases and waivers of liens, claims, security interests, or encumbrances arising out of the Contract, to the extent and in such form as may be designated by the Owner. If a Subcontractor refuses to furnish a release or waiver required by the Owner, the Contractor may furnish a bond satisfactory to the Owner to indemnify the Owner against such lien, claim, security interest, or encumbrance. If a lien, claim, security interest, or encumbrance remains unsatisfied after payments are made, the Contractor shall refund to

AIA Document A201 – 2017. Copyright © 1911, 1915, 1918, 1925, 1937, 1951, 1958, 1961, 1963, 1966, 1970, 1976, 1987, 1997, 2007 and 2017. All rights reserved. "The American Institute of Architects," "American Institute of Architects," "AIA," the AIA Logo, and "AIA Contract Documents" are trademarks of The American Institute of Architects. This document was produced at 15:29:24 ET on 02/23/2026 under Order No.3104238738 which expires on 12/31/2026, is not for resale, is licensed for one-time use only, and may only be used in accordance with the AIA Contract Documents® Terms of Service. To report copyright violations, e-mail docinfo@aiacontracts.com.
User Notes:

the Owner all money that the Owner may be compelled to pay in discharging the lien, claim, security interest, or encumbrance, including all costs and reasonable attorneys' fees.

§ 9.10.3 If, after Substantial Completion of the Work, final completion thereof is materially delayed through no fault of the Contractor or by issuance of Change Orders affecting final completion, and the Architect so confirms, the Owner shall, upon application by the Contractor and certification by the Architect, and without terminating the Contract, make payment of the balance due for that portion of the Work fully completed, corrected, and accepted. If the remaining balance for Work not fully completed or corrected is less than retainage stipulated in the Contract Documents, and if bonds have been furnished, the written consent of the surety to payment of the balance due for that portion of the Work fully completed and accepted shall be submitted by the Contractor to the Architect prior to certification of such payment. Such payment shall be made under terms and conditions governing final payment, except that it shall not constitute a waiver of Claims.

§ 9.10.4 The making of final payment shall constitute a waiver of Claims by the Owner except those arising from

.1 liens, Claims, security interests, or encumbrances arising out of the Contract and unsettled;
.2 failure of the Work to comply with the requirements of the Contract Documents;
.3 terms of special warranties required by the Contract Documents; or
.4 audits performed by the Owner, if permitted by the Contract Documents, after final payment.

§ 9.10.5 Acceptance of final payment by the Contractor, a Subcontractor, or a supplier, shall constitute a waiver of claims by that payee except those previously made in writing and identified by that payee as unsettled at the time of final Application for Payment.

§ 9.11 The Contractor and the Contractor's Surety, if any, shall be liable for and shall pay the Owner the sums stipulated as liquidated damages in the Contract Documents for each calendar day of delay after the date established for Substantial Completion in the Contract Documents until the Work is substantially complete.

ARTICLE 10 PROTECTION OF PERSONS AND PROPERTY

§ 10.1 Safety Precautions and Programs

The Contractor shall be responsible for initiating, maintaining, and supervising all safety precautions and programs in connection with the performance of the Contract.

§ 10.2 Safety of Persons and Property

§ 10.2.1 The Contractor shall take reasonable precautions for safety of, and shall provide reasonable protection to prevent damage, injury, or loss to

.1 employees on the Work and other persons who may be affected thereby;
.2 the Work and materials and equipment to be incorporated therein, whether in storage on or off the site, under care, custody, or control of the Contractor, a Subcontractor, or a Sub-subcontractor; and
.3 other property at the site or adjacent thereto, such as trees, shrubs, lawns, walks, pavements, roadways, structures, and utilities not designated for removal, relocation, or replacement in the course of construction.
.4 If this Contract involves renovation, repair, or preparation of surfaces for painting in pre-1978 apartments, houses, or spaces used by child care facilities, Contractor shall use certified workers who follow the lead-safe work practices as required by the US Environmental Protection Agency's Renovation, Repair and Remodeling rule described in 40 CFR § 745.85. Notification of the tenants or users under this rule will be the responsibility of the Owner.

§ 10.2.2 The Contractor shall comply with, and give notices required by applicable laws, statutes, ordinances, codes, rules and regulations, and lawful orders of public authorities, bearing on safety of persons or property or their protection from damage, injury, or loss.

§ 10.2.3 The Contractor shall implement, erect, and maintain, as required by existing conditions and performance of the Contract, reasonable safeguards for safety and protection, including posting danger signs and other warnings against hazards; promulgating safety regulations; and notifying the owners and users of adjacent sites and utilities of the safeguards.

AIA Document A201 – 2017. Copyright © 1911, 1915, 1918, 1925, 1937, 1951, 1958, 1961, 1963, 1966, 1970, 1976, 1987, 1997, 2007 and 2017. All rights reserved. "The American Institute of Architects," "American Institute of Architects," "AIA," the AIA Logo, and "AIA Contract Documents" are trademarks of The American Institute of Architects. This document was produced at 15:29:24 ET on 02/23/2026 under Order No.3104238738 which expires on 12/31/2026, is not for resale, is licensed for one-time use only, and may only be used in accordance with the AIA Contract Documents® Terms of Service. To report copyright violations, e-mail docinfo@aiacontracts.com.
User Notes:

§ 10.2.4 When use or storage of explosives or other hazardous materials or equipment, or unusual methods are necessary for execution of the Work, the Contractor shall exercise utmost care and carry on such activities under supervision of properly qualified personnel.

§ 10.2.5 The Contractor shall promptly remedy damage and loss (other than damage or loss insured under property insurance required by the Contract Documents) to property referred to in Sections 10.2.1.2 and 10.2.1.3 caused in whole or in part by the Contractor, a Subcontractor, a Sub-subcontractor, or anyone directly or indirectly employed by any of them, or by anyone for whose acts they may be liable and for which the Contractor is responsible under Sections 10.2.1.2 and 10.2.1.3. The Contractor may make a Claim for the cost to remedy the damage or loss to the extent such damage or loss is attributable to acts or omissions of the Owner or Architect or anyone directly or indirectly employed by either of them, or by anyone for whose acts either of them may be liable, and not attributable to the fault or negligence of the Contractor. The foregoing obligations of the Contractor are in addition to the Contractor's obligations under Section 3.18.

§ 10.2.6 The Contractor shall designate a responsible member of the Contractor's organization at the site whose duty shall be the prevention of accidents. This person shall be the Contractor's superintendent unless otherwise designated by the Contractor in writing to the Owner and Architect.

§ 10.2.7 The Contractor shall not permit any part of the construction or site to be loaded so as to cause damage or create an unsafe condition.

§ 10.2.8 Injury or Damage to Person or Property

If either party suffers injury or damage to person or property because of an act or omission of the other party, or of others for whose acts such party is legally responsible, notice of the injury or damage, whether or not insured, shall be given to the other party within a reasonable time not exceeding 21 days after discovery. The notice shall provide sufficient detail to enable the other party to investigate the matter.

§ 10.3 Hazardous Materials and Substances

§ 10.3.1 The Contractor is responsible for compliance with any requirements included in the Contract Documents regarding hazardous materials or substances. If the Contractor encounters a hazardous material or substance not addressed in the Contract Documents and if reasonable precautions will be inadequate to prevent foreseeable bodily injury or death to persons resulting from a material or substance, including but not limited to asbestos or polychlorinated biphenyl (PCB), encountered on the site by the Contractor, the Contractor shall, upon recognizing the condition, immediately stop Work in the affected area and notify the Owner and Architect of the condition.

§ 10.3.2 Upon receipt of the Contractor's notice, the Owner shall obtain the services of a licensed laboratory to verify the presence or absence of the material or substance reported by the Contractor and, in the event such material or substance is found to be present, to cause it to be rendered harmless. ~~Unless otherwise required by the Contract Documents, the Owner shall furnish in writing to the Contractor and Architect the names and qualifications of persons or entities who are to perform tests verifying the presence or absence of the material or substance or who are to perform the task of removal or safe containment of the material or substance. The Contractor and the Architect will promptly reply to the Owner in writing stating whether or not either has reasonable objection to the persons or entities proposed by the Owner. If either the Contractor or Architect has an objection to a person or entity proposed by the Owner, the Owner shall propose another to whom the Contractor and the Architect have no reasonable objection.~~ When the material or substance has been rendered harmless, Work in the affected area shall resume upon written agreement of the Owner and Contractor. ~~By Change Order, the Contract Time shall be extended appropriately and the Contract Sum shall be increased by the amount of the Contractor's reasonable additional costs of shutdown, delay, and start-up.~~

§ 10.3.3 To the fullest extent permitted by law, the Owner shall indemnify and hold harmless the Contractor, Subcontractors, Architect, Architect's consultants, and agents and employees of any of them from and against claims, damages, losses, and expenses, ~~including but not limited to~~ exclusive of attorneys' fees, arising out of or resulting from performance of the Work in the affected area if in fact the material or substance presents the risk of bodily injury or death as described in Section 10.3.1 and has not been rendered harmless, provided that such claim, damage, loss, or expense is attributable to bodily injury, sickness, disease or death, or to injury to or destruction of tangible property (other than the Work itself), except to the extent that such damage, loss, or expense is due to the fault or negligence of the party seeking indemnity. This indemnification obligation shall not apply to any claim for which Owner would not

AIA Document A201 – 2017. Copyright © 1911, 1915, 1918, 1925, 1937, 1951, 1958, 1961, 1963, 1966, 1970, 1976, 1987, 1997, 2007 and 2017. All rights reserved. "The American Institute of Architects," "American Institute of Architects," "AIA," the AIA Logo, and "AIA Contract Documents" are trademarks of The American Institute of Architects. This document was produced at 15:29:24 ET on 02/23/2026 under Order No.3104238738 which expires on 12/31/2026, is not for resale, is licensed for one-time use only, and may only be used in accordance with the AIA Contract Documents® Terms of Service. To report copyright violations, e-mail docinfo@aiacontracts.com.
User Notes:

be liable under the Maine Tort Claims Act (14 M.R.S.A. ’8101, et seq.) if such claim were made directly against Owner and Owner shall continue to enjoy all rights, claims, immunities and defenses available to it under law.

§ 10.3.4 The Owner shall not be responsible under this Section 10.3 for hazardous materials or substances the Contractor brings to the site unless such materials or substances are required by the Contract Documents. The Owner shall be responsible for hazardous materials or substances required by the Contract Documents, except to the extent of the Contractor’s fault or negligence in the use and handling of such materials or substances.

§ 10.3.5 The Contractor shall reimburse the Owner for the cost and expense the Owner incurs (1) for remediation of hazardous materials or substances the Contractor brings to the site and negligently handles, or (2) where the Contractor fails to perform its obligations under Section 10.3.1, except to the extent that the cost and expense are due to the Owner’s fault or negligence.

§ 10.3.6 If, without negligence on the part of the Contractor, the Contractor is held liable by a government agency for the cost of remediation of a hazardous material or substance solely by reason of performing Work as required by the Contract Documents, the Owner shall reimburse the Contractor for all cost and expense thereby ~~incurred.~~incurred, exclusive of attorneys’ fees.

§ 10.4 Emergencies

In an emergency affecting safety of persons or property, the Contractor shall act, at the Contractor’s discretion, to prevent threatened damage, injury, or loss. Additional compensation or extension of time claimed by the Contractor on account of an emergency shall be determined as provided in Article 15 and Article 7.

ARTICLE 11 INSURANCE AND BONDS

§ 11.1 Contractor’s Insurance and Bonds

§ 11.1.1 The Contractor shall purchase and maintain insurance of the types and limits of liability, containing the endorsements, and subject to the terms and conditions, as described in the Agreement or elsewhere in the Contract Documents. The Contractor shall purchase and maintain the required insurance from an insurance company or insurance companies lawfully authorized to issue insurance in the jurisdiction where the Project is located. The Owner, Architect, and Architect’s consultants shall be named as additional insureds under the Contractor’s commercial general liability policy or as otherwise described in the Contract Documents.

§ 11.1.2 The Contractor shall provide surety bonds of the types, for such penal sums, and subject to such terms and conditions as required by the Contract Documents. The Contractor shall purchase and maintain the required bonds from a company or companies lawfully authorized to issue surety bonds in the jurisdiction where the Project is located.

§ 11.1.3 Upon the request of any person or entity appearing to be a potential beneficiary of bonds covering payment of obligations arising under the Contract, the Contractor shall promptly furnish a copy of the bonds or shall authorize a copy to be furnished.

§ 11.1.4 Notice of Cancellation or Expiration of Contractor’s Required Insurance. Within three (3) business days of the date the Contractor becomes aware of an impending or actual cancellation or expiration of any insurance required by the Contract Documents, the Contractor shall provide notice to the Owner of such impending or actual cancellation or expiration. Upon receipt of notice from the Contractor, the Owner shall, unless the lapse in coverage arises from an act or omission of the Owner, have the right to stop the Work until the lapse in coverage has been cured by the procurement of replacement coverage by the Contractor. The furnishing of notice by the Contractor shall not relieve the Contractor of any contractual obligation to provide any required coverage.

§ 11.2 Owner’s Insurance

§ 11.2.1 The Owner shall purchase and maintain insurance of the types and limits of liability, containing the endorsements, and subject to the terms and conditions, as described in the Agreement or elsewhere in the Contract Documents. The Owner shall purchase and maintain the required insurance from an insurance company or insurance companies lawfully authorized to issue insurance in the jurisdiction where the Project is located.

§ 11.2.2 Failure to Purchase Required Property Insurance. ~~If the Owner fails to purchase and maintain the required property insurance, with all of the coverages and in the amounts described in the Agreement or elsewhere in the~~

AIA Document A201 – 2017. Copyright © 1911, 1915, 1918, 1925, 1937, 1951, 1958, 1961, 1963, 1966, 1970, 1976, 1987, 1997, 2007 and 2017. All rights reserved. “The American Institute of Architects,” “American Institute of Architects,” “AIA,” the AIA Logo, and “AIA Contract Documents” are trademarks of The American Institute of Architects. This document was produced at 15:29:24 ET on 02/23/2026 under Order No.3104238738 which expires on 12/31/2026, is not for resale, is licensed for one-time use only, and may only be used in accordance with the AIA Contract Documents® Terms of Service. To report copyright violations, e-mail docinfo@aiacontracts.com.
User Notes:

~~Contract Documents, the Owner shall inform the Contractor in writing prior to commencement of the Work. Upon receipt of notice from the Owner, the Contractor may delay commencement of the Work and may obtain insurance that will protect the interests of the Contractor, Subcontractors, and Sub-Subcontractors in the Work. When the failure to provide coverage has been cured or resolved, the Contract Sum and Contract Time shall be equitably adjusted. In the event the Owner fails to procure coverage, the Owner waives all rights against the Contractor, Subcontractors, and Sub-subcontractors to the extent the loss to the Owner would have been covered by the insurance to have been procured by the Owner. The cost of the insurance shall be charged to the Owner by a Change Order. If the Owner does not provide written notice, and the Contractor is damaged by the failure or neglect of the Owner to purchase or maintain the required insurance, the Owner shall reimburse the Contractor for all reasonable costs and damages attributable thereto.~~

~~§ 11.2.3 Notice of Cancellation or Expiration of Owner's Required Property Insurance.~~ ~~Within three (3) business days of the date the Owner becomes aware of an impending or actual cancellation or expiration of any property insurance required by the Contract Documents, the Owner shall provide notice to the Contractor of such impending or actual cancellation or expiration. Unless the lapse in coverage arises from an act or omission of the Contractor: (1) the Contractor, upon receipt of notice from the Owner, shall have the right to stop the Work until the lapse in coverage has been cured by the procurement of replacement coverage by either the Owner or the Contractor; (2) the Contract Time and Contract Sum shall be equitably adjusted; and (3) the Owner waives all rights against the Contractor, Subcontractors, and Sub-subcontractors to the extent any loss to the Owner would have been covered by the insurance had it not expired or been cancelled. If the Contractor purchases replacement coverage, the cost of the insurance shall be charged to the Owner by an appropriate Change Order. The furnishing of notice by the Owner shall not relieve the Owner of any contractual obligation to provide required insurance.~~

§ 11.3 Waivers of Subrogation

§ 11.3.1 The Owner and Contractor waive all rights against (1) each other and any of their subcontractors, sub-subcontractors, agents, and employees, each of the other; (2) the Architect and Architect's consultants; and (3) Separate Contractors, if any, and any of their subcontractors, sub-subcontractors, agents, and employees, for damages caused by fire, or other causes of loss, to the extent those losses are covered by property insurance required by the Agreement or other property insurance applicable to the Project, except such rights as they have to proceeds of such insurance. The Owner or Contractor, as appropriate, shall require similar written waivers in favor of the individuals and entities identified above from the Architect, Architect's consultants, Separate Contractors, subcontractors, and sub-subcontractors. The policies of insurance purchased and maintained by each person or entity agreeing to waive claims pursuant to this section 11.3.1 shall not prohibit this waiver of subrogation. This waiver of subrogation shall be effective as to a person or entity (1) even though that person or entity would otherwise have a duty of indemnification, contractual or otherwise, (2) even though that person or entity did not pay the insurance premium directly or indirectly, or (3) whether or not the person or entity had an insurable interest in the damaged property.

§ 11.3.2 If during the Project construction period the Owner insures properties, real or personal or both, at or adjacent to the site by property insurance under policies separate from those insuring the Project, or if after final payment property insurance is to be provided on the completed Project through a policy or policies other than those insuring the Project during the construction period, to the extent permissible by such policies, the Owner waives all rights in accordance with the terms of Section 11.3.1 for damages caused by fire or other causes of loss covered by this separate property insurance.

§ 11.4 Loss of Use, Business Interruption, and Delay in Completion Insurance

The Owner, at the Owner's option, may purchase and maintain insurance that will protect the Owner against loss of use of the Owner's property, or the inability to conduct normal operations, due to fire or other causes of loss. The Owner waives all rights of action against the Contractor and Architect for loss of use of the Owner's property, due to fire or other hazards however ~~caused.~~caused, with the exception of intentional acts or grossly negligent consultants, contractors or sub-contractors.

§11.5 Adjustment and Settlement of Insured Loss

§ 11.5.1 A loss insured under the property insurance required by the Agreement shall be adjusted by the Owner as fiduciary and made payable to the Owner as fiduciary for the insureds, as their interests may appear, subject to requirements of any applicable mortgagee clause and of Section 11.5.2. The Owner shall pay the Architect and Contractor their just shares of insurance proceeds received by the Owner, and by appropriate agreements the Architect and Contractor shall make payments to their consultants and Subcontractors in similar manner.

AIA Document A201 – 2017. Copyright © 1911, 1915, 1918, 1925, 1937, 1951, 1958, 1961, 1963, 1966, 1970, 1976, 1987, 1997, 2007 and 2017. All rights reserved. "The American Institute of Architects," "American Institute of Architects," "AIA," the AIA Logo, and "AIA Contract Documents" are trademarks of The American Institute of Architects. This document was produced at 15:29:24 ET on 02/23/2026 under Order No.3104238738 which expires on 12/31/2026, is not for resale, is licensed for one-time use only, and may only be used in accordance with the AIA Contract Documents® Terms of Service. To report copyright violations, e-mail docinfo@aiacontracts.com.
User Notes:

§ 11.5.2 Prior to settlement of an insured loss, the Owner shall notify the Contractor of the terms of the proposed settlement as well as the proposed allocation of the insurance proceeds. The Contractor shall have ~~14~~ 30 days from receipt of notice to object to the proposed settlement or allocation of the proceeds. If the Contractor does not object, the Owner shall settle the loss and the Contractor shall be bound by the settlement and allocation. Upon receipt, the Owner shall deposit the insurance proceeds in a separate account and make the appropriate distributions. Thereafter, if no other agreement is made or the Owner does not terminate the Contract for convenience, the Owner and Contractor shall execute a Change Order for reconstruction of the damaged or destroyed Work in the amount allocated for that purpose. If the Contractor timely objects to either the terms of the proposed settlement or the allocation of the proceeds, the Owner may proceed to settle the insured loss, and any dispute between the Owner and Contractor arising out of the settlement or allocation of the proceeds shall be resolved pursuant to Article 15. Pending resolution of any dispute, the Owner may issue a Construction Change Directive for the reconstruction of the damaged or destroyed Work.

ARTICLE 12 UNCOVERING AND CORRECTION OF WORK

§ 12.1 Uncovering of Work

§ 12.1.1 If a portion of the Work is covered contrary to the Architect's request or to requirements specifically expressed in the Contract Documents, it must, if requested in writing by the Architect, be uncovered for the Architect's examination and be replaced at the Contractor's expense without change in the Contract Time.

§ 12.1.2 If a portion of the Work has been covered that the Architect has not specifically requested to examine prior to its being covered, the Architect may request to see such Work and it shall be uncovered by the Contractor. If such Work is in accordance with the Contract Documents, the Contractor shall be entitled to an equitable adjustment to the Contract Sum and Contract Time as may be appropriate. If such Work is not in accordance with the Contract Documents, the costs of uncovering the Work, and the cost of correction, shall be at the Contractor's expense.

§ 12.2 Correction of Work

§ 12.2.1 Before Substantial Completion

The Contractor shall promptly correct Work rejected by the Architect or failing to conform to the requirements of the Contract Documents, discovered before Substantial Completion and whether or not fabricated, installed or completed. Costs of correcting such rejected Work, including additional testing and inspections, the cost of uncovering and replacement, and compensation for the Architect's services and expenses made necessary thereby, shall be at the Contractor's expense.

§ 12.2.2 After Substantial Completion

§ 12.2.2.1 In addition to the Contractor's obligations under Section 3.5, if, within one year after the date of Substantial Completion of the Work or designated portion thereof or after the date for commencement of warranties established under Section 9.9.1, or by terms of any applicable special warranty required by the Contract Documents, any of the Work is found to be not in accordance with the requirements of the Contract Documents, the Contractor shall correct it promptly after receipt of notice from the Owner to do so, unless the Owner has previously given the Contractor a written acceptance of such condition. The Owner shall give such notice promptly after discovery of the condition. During the one-year period for correction of Work, if the Owner fails to notify the Contractor and give the Contractor an opportunity to make the correction, the Owner waives the rights to require correction by the Contractor and to make a claim for breach of warranty. If the Contractor fails to correct nonconforming Work within a reasonable time during that period after receipt of notice from the Owner or Architect, the Owner may correct it in accordance with Section 2.5.

§ 12.2.2.2 The one-year period for correction of Work shall be extended with respect to portions of Work first performed after Substantial Completion by the period of time between Substantial Completion and the actual completion of that portion of the Work.

§ 12.2.2.3 The one-year period for correction of Work shall not be extended by corrective Work performed by the Contractor pursuant to this Section 12.2.

§ 12.2.3 The Contractor shall remove from the site portions of the Work that are not in accordance with the requirements of the Contract Documents and are neither corrected by the Contractor nor accepted by the Owner.

AIA Document A201 – 2017. Copyright © 1911, 1915, 1918, 1925, 1937, 1951, 1958, 1961, 1963, 1966, 1970, 1976, 1987, 1997, 2007 and 2017. All rights reserved. "The American Institute of Architects," "American Institute of Architects," "AIA," the AIA Logo, and "AIA Contract Documents" are trademarks of The American Institute of Architects. This document was produced at 15:29:24 ET on 02/23/2026 under Order No.3104238738 which expires on 12/31/2026, is not for resale, is licensed for one-time use only, and may only be used in accordance with the AIA Contract Documents® Terms of Service. To report copyright violations, e-mail docinfo@aiacontracts.com.
User Notes:

§ 12.2.4 The Contractor shall bear the cost of correcting destroyed or damaged construction of the Owner or Separate Contractors, whether completed or partially completed, caused by the Contractor's correction or removal of Work that is not in accordance with the requirements of the Contract Documents.

§ 12.2.5 Nothing contained in this Section 12.2 shall be construed to establish a period of limitation with respect to other obligations the Contractor has under the Contract Documents. Establishment of the one-year period for correction of Work as described in Section 12.2.2 relates only to the specific obligation of the Contractor to correct the Work, and has no relationship to the time within which the obligation to comply with the Contract Documents may be sought to be enforced, nor to the time within which proceedings may be commenced to establish the Contractor's liability with respect to the Contractor's obligations other than specifically to correct the Work.

§ 12.3 Acceptance of Nonconforming Work

If the Owner prefers to accept Work that is not in accordance with the requirements of the Contract Documents, the Owner may do so instead of requiring its removal and correction, in which case the Contract Sum will be reduced as appropriate and equitable. Such adjustment shall be effected whether or not final payment has been made.

ARTICLE 13 MISCELLANEOUS PROVISIONS

§ 13.1 Governing Law

The Contract shall be governed by the law of the place where the Project is located, excluding that jurisdiction's choice of law rules. If the parties have selected arbitration as the method of binding dispute resolution, the Federal Arbitration Act shall govern Section 15.4.

§ 13.2 Successors and Assigns

§ 13.2.1 The Owner and Contractor respectively bind themselves, their partners, successors, assigns, and legal representatives to covenants, agreements, and obligations contained in the Contract Documents. Except as provided in Section 13.2.2, neither party to the Contract shall assign the Contract as a whole without written consent of the other. If either party attempts to make an assignment without such consent, that party shall nevertheless remain legally responsible for all obligations under the Contract.

§ 13.2.2 The Owner may, without consent of the Contractor, assign the Contract to a lender providing construction financing for the Project, if the lender assumes the Owner's rights and obligations under the Contract Documents. The Contractor shall execute all consents reasonably required to facilitate the assignment.

§ 13.3 Rights and Remedies

§ 13.3.1 Duties and obligations imposed by the Contract Documents and rights and remedies available thereunder shall be in addition to and not a limitation of duties, obligations, rights, and remedies otherwise imposed or available by law.

§ 13.3.2 No action or failure to act by the Owner, Architect, or Contractor shall constitute a waiver of a right or duty afforded them under the Contract, nor shall such action or failure to act constitute approval of or acquiescence in a breach thereunder, except as may be specifically agreed upon in writing.

§ 13.4 Tests and Inspections

§ 13.4.1 Tests, inspections, and approvals of portions of the Work shall be made as required by the Contract Documents and by applicable laws, statutes, ordinances, codes, rules, and regulations or lawful orders of public authorities. Unless otherwise provided, the Contractor shall make arrangements for such tests, inspections, and approvals with an independent testing laboratory or entity acceptable to the Owner, or with the appropriate public authority, and shall bear all related costs of tests, inspections, and approvals. The Contractor shall give the Architect timely notice of when and where tests and inspections are to be made so that the Architect may be present for such procedures. The Owner shall bear costs of tests, inspections, or approvals that do not become requirements until after bids are received or negotiations concluded. The Owner shall directly arrange and pay for tests, inspections, or approvals where building codes or applicable laws or regulations so require.

§ 13.4.2 If the Architect, Owner, or public authorities having jurisdiction determine that portions of the Work require additional testing, inspection, or approval not included under Section 13.4.1, the Architect will, upon written authorization from the Owner, instruct the Contractor to make arrangements for such additional testing, inspection, or approval, by an entity acceptable to the Owner, and the Contractor shall give timely notice to the Architect of when

AIA Document A201 – 2017. Copyright © 1911, 1915, 1918, 1925, 1937, 1951, 1958, 1961, 1963, 1966, 1970, 1976, 1987, 1997, 2007 and 2017. All rights reserved. "The American Institute of Architects," "American Institute of Architects," "AIA," the AIA Logo, and "AIA Contract Documents" are trademarks of The American Institute of Architects. This document was produced at 15:29:24 ET on 02/23/2026 under Order No.3104238738 which expires on 12/31/2026, is not for resale, is licensed for one-time use only, and may only be used in accordance with the AIA Contract Documents® Terms of Service. To report copyright violations, e-mail docinfo@aiacontracts.com.
User Notes:

and where tests and inspections are to be made so that the Architect may be present for such procedures. Such costs, except as provided in Section 13.4.3, shall be at the Owner's expense.

§ 13.4.3 If procedures for testing, inspection, or approval under Sections 13.4.1 and 13.4.2 reveal failure of the portions of the Work to comply with requirements established by the Contract Documents, all costs made necessary by such failure, including those of repeated procedures and compensation for the Architect's services and expenses, shall be at the Contractor's expense.

§ 13.4.4 Required certificates of testing, inspection, or approval shall, unless otherwise required by the Contract Documents, be secured by the Contractor and promptly delivered to the Architect.

§ 13.4.5 If the Architect is to observe tests, inspections, or approvals required by the Contract Documents, the Architect will do so promptly and, where practicable, at the normal place of testing.

§ 13.4.6 Tests or inspections conducted pursuant to the Contract Documents shall be made promptly to avoid unreasonable delay in the Work.

~~**§ 13.5 Interest**~~

~~Payments due and unpaid under the Contract Documents shall bear interest from the date payment is due at the rate the parties agree upon in writing or, in the absence thereof, at the legal rate prevailing from time to time at the place where the Project is located.~~

ARTICLE 14 TERMINATION OR SUSPENSION OF THE CONTRACT

§ 14.1 Termination by the Contractor

§ 14.1.1 The Contractor may terminate the Contract if the Work is stopped for a period of 30 consecutive days through no act or fault of the Contractor, a Subcontractor, a Sub-subcontractor, their agents or employees, or any other persons or entities performing portions of the Work, for any of the following reasons:

.1 Issuance of an order of a court or other public authority having jurisdiction that requires all Work to be stopped;

.2 An act of government, such as a declaration of national emergency, that requires all Work to be stopped;

.3 Because the Architect has not issued a Certificate for Payment and has not notified the Contractor of the reason for withholding certification as provided in Section 9.4.1, or because the Owner has not made payment on a Certificate for Payment within the time stated in the Contract Documents; or

~~**.4** The Owner has failed to furnish to the Contractor reasonable evidence as required by Section 2.2.~~

§ 14.1.2 The Contractor may terminate the Contract if, through no act or fault of the Contractor, a Subcontractor, a Sub-subcontractor, their agents or employees, or any other persons or entities performing portions of the Work, repeated suspensions, delays, or interruptions of the entire Work by the Owner as described in Section 14.3, constitute in the aggregate more than 100 percent of the total number of days scheduled for completion, or 120 days in any 365-day period, whichever is less.

§ 14.1.3 If one of the reasons described in Section 14.1.1 or 14.1.2 exists, the Contractor may, upon seven days' notice to the Owner and Architect, terminate the Contract and recover from the Owner payment for Work executed, as well as reasonable overhead and profit on Work not executed, and costs incurred by reason of such termination.

§ 14.1.4 If the Work is stopped for a period of 60 consecutive days through no act or fault of the Contractor, a Subcontractor, a Sub-subcontractor, or their agents or employees or any other persons or entities performing portions of the Work because the Owner has repeatedly failed to fulfill the Owner's obligations under the Contract Documents with respect to matters important to the progress of the Work, the Contractor may, upon seven additional days' notice to the Owner and the Architect, terminate the Contract and recover from the Owner as provided in Section 14.1.3.

§ 14.2 Termination by the Owner for Cause

§ 14.2.1 The Owner may terminate the Contract if the Contractor

.1 repeatedly refuses or fails to supply enough properly skilled workers or proper materials;

AIA Document A201 – 2017. Copyright © 1911, 1915, 1918, 1925, 1937, 1951, 1958, 1961, 1963, 1966, 1970, 1976, 1987, 1997, 2007 and 2017. All rights reserved. "The American Institute of Architects," "American Institute of Architects," "AIA," the AIA Logo, and "AIA Contract Documents" are trademarks of The American Institute of Architects. This document was produced at 15:29:24 ET on 02/23/2026 under Order No.3104238738 which expires on 12/31/2026, is not for resale, is licensed for one-time use only, and may only be used in accordance with the AIA Contract Documents® Terms of Service. To report copyright violations, e-mail docinfo@aiacontracts.com.
User Notes:

.2 fails to make payment to Subcontractors or suppliers in accordance with the respective agreements between the Contractor and the Subcontractors or suppliers;

.3 ~~repeatedly~~ disregards applicable laws, statutes, ordinances, codes, rules and regulations, or lawful orders of a public authority; or

.4 otherwise is guilty of substantial breach of a provision of the Contract Documents.

§ 14.2.2 When any of the reasons described in Section 14.2.1 exist, and upon certification by the Architect that sufficient cause exists to justify such action, the Owner may, without prejudice to any other rights or remedies of the Owner and after giving the Contractor and the Contractor's surety, if any, seven days' notice, terminate employment of the Contractor and may, subject to any prior rights of the surety:

.1 Exclude the Contractor from the site and take possession of all materials, equipment, tools, and construction equipment and machinery thereon owned by the Contractor;

.2 Accept assignment of subcontracts pursuant to Section 5.4; and

.3 Finish the Work by whatever reasonable method the Owner may deem expedient. Upon written request of the Contractor, the Owner shall furnish to the Contractor a detailed accounting of the costs incurred by the Owner in finishing the Work.

§ 14.2.3 When the Owner terminates the Contract for one of the reasons stated in Section 14.2.1, the Contractor shall not be entitled to receive further payment until the Work is finished.

§ 14.2.4 If the unpaid balance of the Contract Sum exceeds costs of finishing the Work, including compensation for the Architect's services and expenses made necessary thereby, and other damages incurred by the Owner and not expressly waived, such excess shall be paid to the Contractor. If such costs and damages exceed the unpaid balance, the Contractor shall pay the difference to the Owner. The amount to be paid to the Contractor or Owner, as the case may be, shall be certified by the Initial Decision Maker, upon application, and this obligation for payment shall survive termination of the Contract.

§ 14.3 Suspension by the Owner for Convenience

§ 14.3.1 The Owner may, without cause, order the Contractor in writing to suspend, delay or interrupt the Work, in whole or in part for such period of time as the Owner may determine.

§ 14.3.2 The Contract Sum and Contract Time shall be adjusted for increases in the cost and time caused by suspension, delay, or interruption under Section 14.3.1. Adjustment of the Contract Sum shall include profit. No adjustment shall be made to the extent

.1 that performance is, was, or would have been, so suspended, delayed, or interrupted, by another cause for which the Contractor is responsible; or

.2 that an equitable adjustment is made or denied under another provision of the Contract.

§ 14.4 Termination by the Owner for Convenience

§ 14.4.1 The Owner may, at any time, terminate the Contract for the Owner's convenience and without cause.

§ 14.4.2 Upon receipt of notice from the Owner of such termination for the Owner's convenience, the Contractor shall

.1 cease operations as directed by the Owner in the notice;

.2 take actions necessary, or that the Owner may direct, for the protection and preservation of the Work; and

.3 except for Work directed to be performed prior to the effective date of termination stated in the notice, terminate all existing subcontracts and purchase orders and enter into no further subcontracts and purchase orders.

§ 14.4.3 In case of such termination for the Owner's convenience, the Owner shall pay the Contractor for Work properly executed; costs incurred by reason of the termination, including costs attributable to termination of Subcontracts; and the termination fee, if any, set forth in the ~~Agreement.~~Agreement; but not including overhead and profit on Work not executed.

AIA Document A201 – 2017. Copyright © 1911, 1915, 1918, 1925, 1937, 1951, 1958, 1961, 1963, 1966, 1970, 1976, 1987, 1997, 2007 and 2017. All rights reserved. "The American Institute of Architects," "American Institute of Architects," "AIA," the AIA Logo, and "AIA Contract Documents" are trademarks of The American Institute of Architects. This document was produced at 15:29:24 ET on 02/23/2026 under Order No.3104238738 which expires on 12/31/2026, is not for resale, is licensed for one-time use only, and may only be used in accordance with the AIA Contract Documents® Terms of Service. To report copyright violations, e-mail docinfo@aiacontracts.com.
User Notes:

ARTICLE 15 CLAIMS AND DISPUTES

§ 15.1 Claims

§ 15.1.1 Definition

A Claim is a demand or assertion by one of the parties seeking, as a matter of right, payment of money, a change in the Contract Time, or other relief with respect to the terms of the Contract. The term "Claim" also includes other disputes and matters in question between the Owner and Contractor arising out of or relating to the Contract. The responsibility to substantiate Claims shall rest with the party making the Claim. This Section 15.1.1 does not require the Owner to file a Claim in order to impose liquidated damages in accordance with the Contract Documents.

§ 15.1.2 Time Limits on Claims

The Owner and Contractor shall commence all Claims and causes of action against the other and arising out of or related to the Contract, whether in contract, tort, breach of warranty or otherwise, in accordance with the requirements of the binding dispute resolution method selected in the Agreement and within the period specified by applicable law, but in any case not more than 10 years after the date of Substantial Completion of the Work. The Owner and Contractor waive all Claims and causes of action not commenced in accordance with this Section 15.1.2.

§ 15.1.3 Notice of Claims

§ 15.1.3.1 Claims by either the Owner or Contractor, where the condition giving rise to the Claim is first discovered prior to expiration of the period for correction of the Work set forth in Section 12.2.2, shall be initiated by notice to the other party and to the Initial Decision Maker with a copy sent to the Architect, if the Architect is not serving as the Initial Decision Maker. Claims by either party under this Section 15.1.3.1 shall be initiated within 21 days after occurrence of the event giving rise to such Claim or within 21 days after the claimant first recognizes the condition giving rise to the Claim, whichever is later.

§ 15.1.3.2 Claims by either the Owner or Contractor, where the condition giving rise to the Claim is first discovered after expiration of the period for correction of the Work set forth in Section 12.2.2, shall be initiated by notice to the other party. In such event, no decision by the Initial Decision Maker is required.

§ 15.1.4 Continuing Contract Performance

§ 15.1.4.1 Pending final resolution of a Claim, except as otherwise agreed in writing or as provided in Section 9.7 and Article 14, the Contractor shall proceed diligently with performance of the Contract and the Owner shall continue to make payments in accordance with the Contract Documents.

§ 15.1.4.2 The Contract Sum and Contract Time shall be adjusted in accordance with the Initial Decision Maker's decision, subject to the right of either party to proceed in accordance with this Article 15. The Architect will issue Certificates for Payment in accordance with the decision of the Initial Decision Maker.

§ 15.1.5 Claims for Additional Cost

If the Contractor wishes to make a Claim for an increase in the Contract Sum, notice as provided in Section 15.1.3 shall be given before proceeding to execute the portion of the Work that is the subject of the Claim. Prior notice is not required for Claims relating to an emergency endangering life or property arising under Section 10.4.

§ 15.1.6 Claims for Additional Time

§ 15.1.6.1 If the Contractor wishes to make a Claim for an increase in the Contract Time, notice as provided in Section 15.1.3 shall be given. The Contractor's Claim shall include an estimate of cost and of probable effect of delay on progress of the Work. In the case of a continuing delay, only one Claim is necessary.

§ 15.1.6.2 If adverse weather conditions are the basis for a Claim for additional time, such Claim shall be documented by data substantiating that weather conditions were abnormal for the period of time, could not have been reasonably anticipated, and had an adverse effect on the scheduled construction.

§ 15.1.7 Waiver of Claims for Consequential Damages

The Contractor and Owner waive Claims against each other for consequential damages arising out of or relating to this Contract. This mutual waiver includes

.1 damages incurred by the Owner for rental expenses, for losses of use, income, profit, financing, business and reputation, and for loss of management or employee productivity or of the services of such persons; and

AIA Document A201 – 2017. Copyright © 1911, 1915, 1918, 1925, 1937, 1951, 1958, 1961, 1963, 1966, 1970, 1976, 1987, 1997, 2007 and 2017. All rights reserved. "The American Institute of Architects," "American Institute of Architects," "AIA," the AIA Logo, and "AIA Contract Documents" are trademarks of The American Institute of Architects. This document was produced at 15:29:24 ET on 02/23/2026 under Order No.3104238738 which expires on 12/31/2026, is not for resale, is licensed for one-time use only, and may only be used in accordance with the AIA Contract Documents® Terms of Service. To report copyright violations, e-mail docinfo@aiacontracts.com.
User Notes:

.2 damages incurred by the Contractor for principal office expenses including the compensation of personnel stationed there, for losses of financing, business and reputation, and for loss of profit, except anticipated profit arising directly from the Work.

This mutual waiver is applicable, without limitation, to all consequential damages due to either party's termination in accordance with Article 14. Nothing contained in this Section 15.1.7 shall be deemed to preclude assessment of liquidated damages, when applicable, in accordance with the requirements of the Contract Documents.

§ 15.2 Initial Decision

§ 15.2.1 Claims, excluding those where the condition giving rise to the Claim is first discovered after expiration of the period for correction of the Work set forth in Section 12.2.2 or arising under Sections 10.3, 10.4, and 11.5, shall be referred to the Initial Decision Maker for initial decision. The Architect will serve as the Initial Decision Maker, unless otherwise indicated in the Agreement. Except for those Claims excluded by this Section 15.2.1, an initial decision shall be required as a condition precedent to mediation of any Claim. If an initial decision has not been rendered within 30 days after the Claim has been referred to the Initial Decision Maker, the party asserting the Claim may demand mediation and binding dispute resolution without a decision having been rendered. Unless the Initial Decision Maker and all affected parties agree, the Initial Decision Maker will not decide disputes between the Contractor and persons or entities other than the Owner.

§ 15.2.2 The Initial Decision Maker will review Claims and within ten days of the receipt of a Claim take one or more of the following actions: (1) request additional supporting data from the claimant or a response with supporting data from the other party, (2) reject the Claim in whole or in part, (3) approve the Claim, (4) suggest a compromise, or (5) advise the parties that the Initial Decision Maker is unable to resolve the Claim if the Initial Decision Maker lacks sufficient information to evaluate the merits of the Claim or if the Initial Decision Maker concludes that, in the Initial Decision Maker's sole discretion, it would be inappropriate for the Initial Decision Maker to resolve the Claim.

§ 15.2.3 In evaluating Claims, the Initial Decision Maker may, but shall not be obligated to, consult with or seek information from either party or from persons with special knowledge or expertise who may assist the Initial Decision Maker in rendering a decision. The Initial Decision Maker may request the Owner to authorize retention of such persons at the Owner's expense.

§ 15.2.4 If the Initial Decision Maker requests a party to provide a response to a Claim or to furnish additional supporting data, such party shall respond, within ten days after receipt of the request, and shall either (1) provide a response on the requested supporting data, (2) advise the Initial Decision Maker when the response or supporting data will be furnished, or (3) advise the Initial Decision Maker that no supporting data will be furnished. Upon receipt of the response or supporting data, if any, the Initial Decision Maker will either reject or approve the Claim in whole or in part.

§ 15.2.5 The Initial Decision Maker will render an initial decision approving or rejecting the Claim, or indicating that the Initial Decision Maker is unable to resolve the Claim. This initial decision shall (1) be in writing; (2) state the reasons therefor; and (3) notify the parties and the Architect, if the Architect is not serving as the Initial Decision Maker, of any change in the Contract Sum or Contract Time or both. The initial decision shall be final and binding on the parties but subject to mediation and, if the parties fail to resolve their dispute through mediation, to binding dispute resolution.

§ 15.2.6 Either party may file for mediation of an initial decision at any time, subject to the terms of Section 15.2.6.1.

§ 15.2.6.1 Either party may, within 30 days from the date of receipt of an initial decision, demand in writing that the other party file for mediation. If such a demand is made and the party receiving the demand fails to file for mediation within 30 days after receipt thereof, then both parties waive their rights to mediate or pursue binding dispute resolution proceedings with respect to the initial decision.

§ 15.2.7 In the event of a Claim against the Contractor, the Owner may, but is not obligated to, notify the surety, if any, of the nature and amount of the Claim. If the Claim relates to a possibility of a Contractor's default, the Owner may, but is not obligated to, notify the surety and request the surety's assistance in resolving the controversy.

AIA Document A201 – 2017. Copyright © 1911, 1915, 1918, 1925, 1937, 1951, 1958, 1961, 1963, 1966, 1970, 1976, 1987, 1997, 2007 and 2017. All rights reserved. "The American Institute of Architects," "American Institute of Architects," "AIA," the AIA Logo, and "AIA Contract Documents" are trademarks of The American Institute of Architects. This document was produced at 15:29:24 ET on 02/23/2026 under Order No.3104238738 which expires on 12/31/2026, is not for resale, is licensed for one-time use only, and may only be used in accordance with the AIA Contract Documents® Terms of Service. To report copyright violations, e-mail docinfo@aiacontracts.com.
User Notes:

§ 15.2.8 If a Claim relates to or is the subject of a mechanic's lien, the party asserting such Claim may proceed in accordance with applicable law to comply with the lien notice or filing deadlines.

§ 15.3 Mediation

§ 15.3.1 Claims, disputes, or other matters in controversy arising out of or related to the Contract, except those waived as provided for in Sections 9.10.4, 9.10.5, and 15.1.7, shall be subject to mediation as a condition precedent to binding dispute resolution.

§ 15.3.2 The parties shall endeavor to resolve their Claims by mediation which, unless the parties mutually agree otherwise, shall be administered by the American Arbitration Association in accordance with its Construction Industry Mediation Procedures in effect on the date of the Agreement. A request for mediation shall be made in writing, delivered to the other party to the Contract, and filed with the person or entity administering the mediation. The request may be made concurrently with the filing of binding dispute resolution proceedings but, in such event, mediation shall proceed in advance of binding dispute resolution proceedings, which shall be stayed pending mediation for a period of 60 days from the date of filing, unless stayed for a longer period by agreement of the parties or court order. If an arbitration is stayed pursuant to this Section 15.3.2, the parties may nonetheless proceed to the selection of the arbitrator(s) and agree upon a schedule for later proceedings.

§ 15.3.3 Either party may, within 30 days from the date that mediation has been concluded without resolution of the dispute or 60 days after mediation has been demanded without resolution of the dispute, demand in writing that the other party file for binding dispute resolution. If such a demand is made and the party receiving the demand fails to file for binding dispute resolution within 60 days after receipt thereof, then both parties waive their rights to binding dispute resolution proceedings with respect to the initial decision.

§ 15.3.4 The parties shall share the mediator's fee and any filing fees equally. The mediation shall be held in the place where the Project is located, unless another location is mutually agreed upon. Agreements reached in mediation shall be enforceable as settlement agreements in any court having jurisdiction thereof.

§ 15.4 Arbitration

§ 15.4.1 ~~If the~~ The parties have selected arbitration as the method for binding dispute resolution in ~~the Agreement, any Claim~~ this Agreement, any claim, dispute or other matter in question arising out of or related to this Agreement subject to, but not resolved by, mediation shall be subject to ~~arbitration which,~~ arbitration, which unless the parties mutually agree otherwise, shall be administered by the American Arbitration Association conducted in the place where the Project is located, unless another place is mutually agreed upon, and in accordance with its Construction Industry Arbitration Rules in effect on the date of ~~the Agreement. The Arbitration shall be conducted in the place where the Project is located, unless another location is mutually agreed upon.~~ this Agreement, except that the parties shall select only one Arbitrator, and there shall be no discovery. A demand for arbitration shall be made in writing, delivered to the other party to ~~the Contract,~~ this Agreement, and filed with the person or entity administering the arbitration. The party filing a notice of demand for arbitration must assert in the demand all Claims then known to that party on which arbitration is permitted to be ~~demanded.~~defended.

§ 15.4.1.1 A demand for arbitration shall be made no earlier than concurrently with the filing of a request for mediation, but in no event shall it be made after the date when the institution of legal or equitable proceedings based on the Claim would be barred by the applicable statute of limitations. For statute of limitations purposes, receipt of a written demand for arbitration by the person or entity administering the arbitration shall constitute the institution of legal or equitable proceedings based on the Claim.

§ 15.4.2 The award rendered by the arbitrator or arbitrators shall be final, and judgment may be entered upon it in accordance with applicable law in any court having jurisdiction thereof.

§ 15.4.3 The foregoing agreement to arbitrate and other agreements to arbitrate with an additional person or entity duly consented to by parties to the Agreement, shall be specifically enforceable under applicable law in any court having jurisdiction thereof.

§ 15.4.4 Consolidation or Joinder

§ 15.4.4.1 Subject to the rules of the American Arbitration Association or other applicable arbitration rules, either party may consolidate an arbitration conducted under this Agreement with any other arbitration to which it is a party

AIA Document A201 – 2017. Copyright © 1911, 1915, 1918, 1925, 1937, 1951, 1958, 1961, 1963, 1966, 1970, 1976, 1987, 1997, 2007 and 2017. All rights reserved. "The American Institute of Architects," "American Institute of Architects," "AIA," the AIA Logo, and "AIA Contract Documents" are trademarks of The American Institute of Architects. This document was produced at 15:29:24 ET on 02/23/2026 under Order No.3104238738 which expires on 12/31/2026, is not for resale, is licensed for one-time use only, and may only be used in accordance with the AIA Contract Documents® Terms of Service. To report copyright violations, e-mail docinfo@aiacontracts.com.
User Notes:

provided that (1) the arbitration agreement governing the other arbitration permits consolidation, (2) the arbitrations to be consolidated substantially involve common questions of law or fact, and (3) the arbitrations employ materially similar procedural rules and methods for selecting arbitrator(s).

§ 15.4.4.2 Subject to the rules of the American Arbitration Association or other applicable arbitration rules, either party may include by joinder persons or entities substantially involved in a common question of law or fact whose presence is required if complete relief is to be accorded in arbitration, provided that the party sought to be joined consents in writing to such joinder. Consent to arbitration involving an additional person or entity shall not constitute consent to arbitration of any claim, dispute or other matter in question not described in the written consent.

§ 15.4.4.3 The Owner and Contractor grant to any person or entity made a party to an arbitration conducted under this Section 15.4, whether by joinder or consolidation, the same rights of joinder and consolidation as those of the Owner and Contractor under this Agreement.

AIA Document A201 – 2017. Copyright © 1911, 1915, 1918, 1925, 1937, 1951, 1958, 1961, 1963, 1966, 1970, 1976, 1987, 1997, 2007 and 2017. All rights reserved. "The American Institute of Architects," "American Institute of Architects," "AIA," the AIA Logo, and "AIA Contract Documents" are trademarks of The American Institute of Architects. This document was produced at 15:29:24 ET on 02/23/2026 under Order No.3104238738 which expires on 12/31/2026, is not for resale, is licensed for one-time use only, and may only be used in accordance with the AIA Contract Documents® Terms of Service. To report copyright violations, e-mail docinfo@aiacontracts.com.
User Notes:

Certification of Document's Authenticity

AIA® Document D401™ – 2003

I, , hereby certify, to the best of my knowledge, information and belief, that I created the attached final document simultaneously with this certification at 15:29:24 ET on 02/23/2026 under Order No. 3104238738 from AIA Contract Documents software and that in preparing the attached final document I made no changes to the original text of AIA® Document A201™ – 2017, General Conditions of the Contract for Construction,other than changes shown in the attached final document by underscoring added text and striking over deleted text.

_____

(Signed)

_____

(Title)

_____

(Dated)

AIA Document D401 – 2003. Copyright © 1992 and 2003. All rights reserved. "The American Institute of Architects," "American Institute of Architects," "AIA," the AIA Logo, and "AIA Contract Documents" are trademarks of The American Institute of Architects. This document was produced at 15:29:24 ET on 02/23/2026 under Order No.3104238738 which expires on 12/31/2026, is not for resale, is licensed for one-time use only, and may only be used in accordance with the AIA Contract Documents® Terms of Service. To report copyright violations, e-mail docinfo@aiacontracts.com.

SECTION 00 73 00.11
SAMPLE

SCHEDULE OF LIQUIDATED DAMAGES

Liquidated damages (a fixed amount set forth in the Contract) agreed to by the Owner and the Contractor are intended to compensate the Owner for unexcused delay in the performance of the Contract. The parties agree that the purpose of the liquidated damages schedule below is to establish, in advance, a reasonable estimate of the damages that would be incurred by the Owner if there is an unexcused delay, or a breach of Contract, which causes the work to be extended beyond the contractual substantial completion date. This agreement of liquidated damages by the parties is made to establish the reasonableness of them to the actual damages an Owner may have incurred due to unexcused delays by the Contractor, even though the actual damages may be an uncertain amount and unprovable.

The specific per diem rates of Liquidated Damages are (_____/[enter amt if can reasonably determine-provide method of determination; otherwise] set forth below). By executing the Contract, the Contractor acknowledges that such an amount is not a penalty and that the daily amount set forth in the Contract is a reasonable per diem forecast of damages incurred by the Owner due to the Contractor's failure to complete the Work within the Contract Time.

Original Contract Amount		Per Diem Amount
From	To	of Liquidated Damages
More Than	and Including	
0	$100,000	$500
$100,000	$300,000	$675
$300,000	$500,000	$750
$500,000	$1,000,000	$825
$1,000,000	$2,000,000	$1,000
$2,000,000	$4,000,000	$1,250
$4,000,000	and more	$1,500

END OF SECTION 00 73 00.11

AIA® Document A101® – 2017 Exhibit A

Insurance and Bonds

This Insurance and Bonds Exhibit is part of the Agreement, between the Owner and the Contractor, dated the N/A day of in the year Sample
(In words, indicate day, month and year.)

for the following **PROJECT**:
(Name and location or address)

This document has important legal consequences. Consultation with an attorney is encouraged with respect to its completion or modification.

This document is intended to be used in conjunction with AIA Document A201®–2017, General Conditions of the Contract for Construction. Article 11 of A201®–2017 contains additional insurance provisions.

THE OWNER:
(Name, legal status and address)

University of Maine System
by and through
University of Maine
5765 Service Building
Orono, ME 04469

THE CONTRACTOR:
(Name, legal status and address)

TABLE OF ARTICLES

A.1 GENERAL

A.2 OWNER'S INSURANCE

A.3 CONTRACTOR'S INSURANCE AND BONDS

A.4 SPECIAL TERMS AND CONDITIONS

ARTICLE A.1 GENERAL

The Owner and Contractor shall purchase and maintain insurance, and provide bonds, as set forth in this Exhibit. As used in this Exhibit, the term General Conditions refers to AIA Document A201™–2017, General Conditions of the Contract for Construction.

ARTICLE A.2 OWNER'S INSURANCE

§ A.2.1 General

Prior to commencement of the Work, the Owner shall secure the insurance, and provide evidence of the coverage, required under this Article A.2 and, upon the Contractor's request, provide a copy of the property insurance policy or policies required by Section A.2.3. The copy of the policy or policies provided shall contain all applicable conditions, definitions, exclusions, and endorsements.

AIA Document A101® – 2017 Exhibit A. Copyright © 2017 by The American Institute of Architects. All rights reserved. The "American Institute of Architects," "AIA," the AIA Logo, "A101," and "AIA Contract Documents" are registered trademarks and may not be used without permission. This document was produced by AIA software at 12:51:42 ET on 06/17/2021 under Order No.2908190133 which expires on 07/02/2021, is not for resale, is licensed for one-time use only, and may only be used in accordance with the AIA Contract Documents® Terms of Service. To report copyright violations, e-mail copyright@aia.org.
User Notes: (1467185228)

§ A.2.2 Liability Insurance

The Owner shall be responsible for purchasing and maintaining the Owner's usual general liability insurance.

§ A.2.3 Required Property Insurance

§ A.2.3.1 Unless this obligation is placed on the Contractor pursuant to Section A.3.3.2.1, the Owner shall purchase and maintain, from an insurance company or insurance companies lawfully authorized to issue insurance in the jurisdiction where the Project is located, property insurance written on a builder's risk "all-risks" completed value or equivalent policy form and sufficient to cover the total value of the entire Project on a replacement cost basis. The Owner's property insurance coverage shall be no less than the amount of the initial Contract Sum, plus the value of subsequent Modifications and labor performed and materials or equipment supplied by others. The property insurance shall be maintained until Substantial Completion and thereafter as provided in Section A.2.3.1.3, unless otherwise provided in the Contract Documents or otherwise agreed in writing by the parties to this Agreement. This insurance shall include the interests of the Owner, Contractor, Subcontractors, and Sub-subcontractors in the Project as insureds. This insurance shall include the interests of mortgagees as loss payees.

§ A.2.3.1.1 Causes of Loss. The insurance required by this Section A.2.3.1 shall provide coverage for direct physical loss or damage, and shall not exclude the risks of fire, explosion, theft, vandalism, malicious mischief, collapse, earthquake, flood, or windstorm. The insurance shall also provide coverage for ensuing loss or resulting damage from error, omission, or deficiency in construction methods, design, specifications, workmanship, or materials. Sub-limits, if any, are as follows:

(Indicate below the cause of loss and any applicable sub-limit.)

§ A.2.3.1 For this project, Property Insurance coverage, up to the total amount of the Project, will be provided by the University by either adding the Project to the University's existing master property insurance or purchasing a stand-alone builder's risk policy. Coverage shall be included for the Contractor and all Subcontractors, as their interests may appear, while involved in the Project and until the work is completed or the contractor is otherwise advised in writing. This insurance is limited to the "all risk" type coverage provided under the University's master property insurance for direct physical loss or damage to the building or building materials related to the project, subject to standard policy limitations and exclusions. The contractor is responsible for a $10,000 per claim deductible. Any other insurance desired by the Contractor beyond that covered by the University's insurance, or to cover the $10,000 deductible, is the responsibility of the Contractor. This contract stands as verification of the University's property insurance coverage on the project and no further verification will be provided.

Causes of Loss	Sub-Limit

§ A.2.3.1.2 Specific Required Coverages. The insurance required by this Section A.2.3.1 shall provide coverage for loss or damage to falsework and other temporary structures, and to building systems from testing and startup. The insurance shall also cover debris removal, including demolition occasioned by enforcement of any applicable legal requirements, and reasonable compensation for the Architect's and Contractor's services and expenses required as a result of such insured loss, including claim preparation expenses. Sub-limits, if any, are as follows:

(Indicate below type of coverage and any applicable sub-limit for specific required coverages.)

Coverage	Sub-Limit

§ A.2.3.1.3 Unless the parties agree otherwise, upon Substantial Completion, the Owner shall continue the insurance required by Section A.2.3.1 or, if necessary, replace the insurance policy required under Section A.2.3.1 with property insurance written for the total value of the Project that shall remain in effect until expiration of the period for correction of the Work set forth in Section 12.2.2 of the General Conditions.

§ A.2.3.1.4 Deductibles and Self-Insured Retentions. If the insurance required by this Section A.2.3 is subject to deductibles or self-insured retentions, the Owner shall be responsible for all loss not covered because of such deductibles or retentions.

§ A.2.3.2 Occupancy or Use Prior to Substantial Completion. The Owner's occupancy or use of any completed or partially completed portion of the Work prior to Substantial Completion shall not commence until the insurance company or companies providing the insurance under Section A.2.3.1 have consented in writing to the continuance of

AIA Document A101® – 2017 Exhibit A. Copyright © 2017 by The American Institute of Architects. All rights reserved. The "American Institute of Architects," "AIA," the AIA Logo, "A101," and "AIA Contract Documents" are registered trademarks and may not be used without permission. This document was produced by AIA software at 12:51:42 ET on 06/17/2021 under Order No.2908190133 which expires on 07/02/2021, is not for resale, is licensed for one-time use only, and may only be used in accordance with the AIA Contract Documents® Terms of Service. To report copyright violations, e-mail copyright@aia.org.
User Notes: (1467185228)

~~coverage. The Owner and the Contractor shall take no action with respect to partial occupancy or use that would cause cancellation, lapse, or reduction of insurance, unless they agree otherwise in writing.~~

~~**§ A.2.3.3 Insurance for Existing Structures**~~

~~If the Work involves remodeling an existing structure or constructing an addition to an existing structure, the Owner shall purchase and maintain, until the expiration of the period for correction of Work as set forth in Section 12.2.2 of the General Conditions, "all-risks" property insurance, on a replacement cost basis, protecting the existing structure against direct physical loss or damage from the causes of loss identified in Section A.2.3.1, notwithstanding the undertaking of the Work. The Owner shall be responsible for all co-insurance penalties.~~

§ A.2.4 Optional Extended Property Insurance.

The Owner shall purchase and maintain the insurance selected and described below.

(Select the types of insurance the Owner is required to purchase and maintain by placing an X in the box(es) next to the description(s) of selected insurance. For each type of insurance selected, indicate applicable limits of coverage or other conditions in the fill point below the selected item.)

[ ] **§ A.2.4.1 Loss of Use, Business Interruption, and Delay in Completion Insurance**, to reimburse the Owner for loss of use of the Owner's property, or the inability to conduct normal operations due to a covered cause of loss.

[ ] **§ A.2.4.2 Ordinance or Law Insurance**, for the reasonable and necessary costs to satisfy the minimum requirements of the enforcement of any law or ordinance regulating the demolition, construction, repair, replacement or use of the Project.

[ ] **§ A.2.4.3 Expediting Cost Insurance**, for the reasonable and necessary costs for the temporary repair of damage to insured property, and to expedite the permanent repair or replacement of the damaged property.

[ ] **§ A.2.4.4 Extra Expense Insurance**, to provide reimbursement of the reasonable and necessary excess costs incurred during the period of restoration or repair of the damaged property that are over and above the total costs that would normally have been incurred during the same period of time had no loss or damage occurred.

[ ] **§ A.2.4.5 Civil Authority Insurance**, for losses or costs arising from an order of a civil authority prohibiting access to the Project, provided such order is the direct result of physical damage covered under the required property insurance.

[ ] **§ A.2.4.6 Ingress/Egress Insurance**, for loss due to the necessary interruption of the insured's business due to physical prevention of ingress to, or egress from, the Project as a direct result of physical damage.

[ ] **§ A.2.4.7 Soft Costs Insurance**, to reimburse the Owner for costs due to the delay of completion of the Work, arising out of physical loss or damage covered by the required property insurance: including construction loan fees; leasing and marketing expenses; additional fees, including those of architects,

AIA Document A101® – 2017 Exhibit A. Copyright © 2017 by The American Institute of Architects. All rights reserved. The "American Institute of Architects," "AIA," the AIA Logo, "A101," and "AIA Contract Documents" are registered trademarks and may not be used without permission. This document was produced by AIA software at 12:51:42 ET on 06/17/2021 under Order No.2908190133 which expires on 07/02/2021, is not for resale, is licensed for one-time use only, and may only be used in accordance with the AIA Contract Documents® Terms of Service. To report copyright violations, e-mail copyright@aia.org.
User Notes: (1467185228)

engineers, consultants, attorneys and accountants, needed for the completion of the construction, repairs, or reconstruction; and carrying costs such as property taxes, building permits, additional interest on loans, realty taxes, and insurance premiums over and above normal expenses.

§ A.2.5 Other Optional Insurance.
The Owner shall purchase and maintain the insurance selected below.
(Select the types of insurance the Owner is required to purchase and maintain by placing an X in the box(es) next to the description(s) of selected insurance.)

[ ] **§ A.2.5.1 Cyber Security Insurance** for loss to the Owner due to data security and privacy breach, including costs of investigating a potential or actual breach of confidential or private information.
(Indicate applicable limits of coverage or other conditions in the fill point below.)

[ ] **§ A.2.5.2 Other Insurance**
(List below any other insurance coverage to be provided by the Owner and any applicable limits.)

Coverage	Limits

ARTICLE A.3 CONTRACTOR'S INSURANCE AND BONDS
§ A.3.1 General
§ A.3.1.1 Certificates of Insurance. The Contractor shall provide certificates of insurance acceptable to the Owner evidencing compliance with the requirements in this Article A.3 at the following times: (1) prior to commencement of the Work; (2) upon renewal or replacement of each required policy of insurance; and (3) upon the Owner's written request. An additional certificate evidencing continuation of commercial liability coverage, including coverage for completed operations, shall be submitted with the final Application for Payment and thereafter upon renewal or replacement of such coverage until the expiration of the periods required by Section A.3.2.1 and Section A.3.3.1. The certificates will show the Owner as an additional insured on the Contractor's Commercial General Liability and excess or umbrella liability policy or policies.

§ A.3.1.1.1 Certificates of Insurance filed with the University of Maine System shall indicate the Certificate Holder as:

University of Maine System
Office of Risk Management
Robinson Hall
46 University Drive
Augusta, ME 04330

§ A.3.1.2 Deductibles and Self-Insured Retentions. The Contractor shall disclose to the Owner any deductible or self-insured retentions applicable to any insurance required to be provided by the Contractor.

§ A.3.1.3 Additional Insured Obligations. To the fullest extent permitted by law, the Contractor shall cause the commercial general liability coverage to include (1) the Owner, the Architect, and the Architect's consultants as additional insureds for claims caused in whole or in part by the Contractor's negligent acts or omissions during the Contractor's operations; and (2) the Owner as an additional insured for claims caused in whole or in part by the Contractor's negligent acts or omissions for which loss occurs during completed operations. The additional insured coverage shall be primary and non-contributory to any of the Owner's general liability insurance policies and shall apply to both ongoing and completed operations. To the extent commercially available, the additional insured coverage shall be no less than that provided by Insurance Services Office, Inc. (ISO) forms CG 20 10 07 04, CG 20 37 07 04, and, with respect to the Architect and the Architect's consultants, CG 20 32 07 04. All required insurance shall be provided by companies that have a current A.M. Best insurance rating of A- or better and that are licensed or approved to do business in the State of Maine.

AIA Document A101® – 2017 Exhibit A. Copyright © 2017 by The American Institute of Architects. All rights reserved. The "American Institute of Architects," "AIA," the AIA Logo, "A101," and "AIA Contract Documents" are registered trademarks and may not be used without permission. This document was produced by AIA software at 12:51:42 ET on 06/17/2021 under Order No.2908190133 which expires on 07/02/2021, is not for resale, is licensed for one-time use only, and may only be used in accordance with the AIA Contract Documents® Terms of Service. To report copyright violations, e-mail copyright@aia.org.
User Notes: (1467185228)

§ A.3.2 Contractor's Required Insurance Coverage

§ A.3.2.1 The Contractor shall purchase and maintain the following types and limits of insurance from an insurance company or insurance companies lawfully authorized to issue insurance in the jurisdiction where the Project is located. The Contractor shall maintain the required insurance until the expiration of the period for correction of Work as set forth in Section 12.2.2 of the General Conditions, unless a different duration is stated below:
(If the Contractor is required to maintain insurance for a duration other than the expiration of the period for correction of Work, state the duration.)

§ A.3.2.2 Commercial General Liability

§ A.3.2.2.1 Commercial General Liability insurance for the Project written on an occurrence form with policy limits of not less than two million dollars ($ 2,000,000) each occurrence, two million dollars ($ 2,000,000) general aggregate, and two million dollars ($ 2,000,000) aggregate for products-completed operations hazard, providing coverage for claims including

.1 damages because of bodily injury, sickness or disease, including occupational sickness or disease, and death of any person;
.2 personal injury and advertising injury;
.3 damages because of physical damage to or destruction of tangible property, including the loss of use of such property;
.4 bodily injury or property damage arising out of completed operations; and
.5 the Contractor's indemnity obligations under Section 3.18 of the General Conditions.

§ A.3.2.2.2 The Contractor's Commercial General Liability policy under this Section A.3.2.2 shall not contain an exclusion or restriction of coverage for the following:

.1 Claims by one insured against another insured, if the exclusion or restriction is based solely on the fact that the claimant is an insured, and there would otherwise be coverage for the claim.
.2 Claims for property damage to the Contractor's Work arising out of the products-completed operations hazard where the damaged Work or the Work out of which the damage arises was performed by a Subcontractor.
.3 Claims for bodily injury other than to employees of the insured.
.4 Claims for indemnity under Section 3.18 of the General Conditions arising out of injury to employees of the insured.
.5 Claims or loss excluded under a prior work endorsement or other similar exclusionary language.
.6 Claims or loss due to physical damage under a prior injury endorsement or similar exclusionary language.
.7 Claims related to residential, multi-family, or other habitational projects, if the Work is to be performed on such a project.
.8 Claims related to roofing, if the Work involves roofing.
.9 Claims related to exterior insulation finish systems (EIFS), synthetic stucco or similar exterior coatings or surfaces, if the Work involves such coatings or surfaces.
.10 Claims related to earth subsidence or movement, where the Work involves such hazards.
.11 Claims related to explosion, collapse and underground hazards, where the Work involves such hazards.

§ A.3.2.3 Automobile Liability covering vehicles owned, and non-owned vehicles used, by the Contractor, with policy limits of not less than one million dollars ($ 1,000,000) per accident, for bodily injury, death of any person, and property damage arising out of the ownership, maintenance and use of those motor vehicles along with any other statutorily required automobile coverage.

§ A.3.2.4 The Contractor may achieve the required limits and coverage for Commercial General Liability and Automobile Liability through a combination of primary and excess or umbrella liability insurance, provided such primary and excess or umbrella insurance policies result in the same or greater coverage as the coverages required under Section A.3.2.2 and A.3.2.3, and in no event shall any excess or umbrella liability insurance provide narrower coverage than the primary policy. The excess policy shall not require the exhaustion of the underlying limits only through the actual payment by the underlying insurers.

AIA Document A101® – 2017 Exhibit A. Copyright © 2017 by The American Institute of Architects. All rights reserved. The "American Institute of Architects," "AIA," the AIA Logo, "A101," and "AIA Contract Documents" are registered trademarks and may not be used without permission. This document was produced by AIA software at 12:51:42 ET on 06/17/2021 under Order No.2908190133 which expires on 07/02/2021, is not for resale, is licensed for one-time use only, and may only be used in accordance with the AIA Contract Documents® Terms of Service. To report copyright violations, e-mail copyright@aia.org.
User Notes: (1467185228)

§ A.3.2.5 Workers' Compensation at statutory limits.

§ A.3.2.6 Employers' Liability with policy limits not less than five hundred thousand dollars ($ 500,000) each accident, five hundred thousand dollars ($ 500,000) each employee, and five hundred thousand dollars ($ 500,000) policy limit.

§ A.3.2.7 Jones Act, and the Longshore & Harbor Workers' Compensation Act, as required, if the Work involves hazards arising from work on or near navigable waterways, including vessels and ~~docks~~ docks. Policy limits for such coverage shall not be less than five hundred thousand dollars ($500,000) each accident, five hundred thousand dollars ($500,000) each employee, and five hundred thousand dollars ($500,000) policy limit. Contractor is required to provide proof of such coverage, if applicable to the Work, by submitting a copy of the endorsement or by submitting the USLH form WC 00 01 06 A (current edition).

§ A.3.2.8 If the Contractor is required to furnish professional services as part of the Work, the Contractor shall procure Professional Liability insurance covering performance of the professional services, with policy limits of not less than one million dollars ($ 1,000,000) per claim and one million dollars ($ 1,000,000) in the aggregate.

§ A.3.2.9 If the Work involves the transport, dissemination, use, or release of pollutants, the Contractor shall procure Pollution Liability insurance, with policy limits of not less than one million dollars ($ 1,000,000) per claim and two million dollars ($ 2,000,000) in the aggregate.

§ A.3.2.10 Coverage under Sections A.3.2.8 and A.3.2.9 may be procured through a Combined Professional Liability and Pollution Liability insurance policy, with combined policy limits of not less than one million dollars ($ 1,000,000) per claim and two million dollars ($ 2,000,000) in the aggregate.

§ A.3.2.11 Insurance for maritime liability risks associated with the operation of a vessel, if the Work requires such activities, with policy limits of not less than two million dollars ($ 2,000,000) per claim and two million dollars ($ 2,000,000) in the aggregate.

§ A.3.2.12 Insurance for the use or operation of manned or unmanned aircraft, if the Work requires such activities, with policy limits of not less than one million dollars ($ 1,000,000) per claim and one million dollars ($ 1,000,000) in the aggregate. Authorization from Administration of the University of Maine System must be obtained thirty (30) days prior to the utilization of the equipment.

§ A.3.3 Contractor's Other Insurance Coverage

§ A.3.3.1 Insurance selected and described in this Section A.3.3 shall be purchased from an insurance company or insurance companies lawfully authorized to issue insurance in the jurisdiction where the Project is located. The Contractor shall maintain the required insurance until the expiration of the period for correction of Work as set forth in Section 12.2.2 of the General Conditions, unless a different duration is stated below:

(If the Contractor is required to maintain any of the types of insurance selected below for a duration other than the expiration of the period for correction of Work, state the duration.)

N/A

§ A.3.3.2 The Contractor shall purchase and maintain the following types and limits of insurance in accordance with Section A.3.3.1.

(Select the types of insurance the Contractor is required to purchase and maintain by placing an X in the box(es) next to the description(s) of selected insurance. Where policy limits are provided, include the policy limit in the appropriate fill point.)

[ ] **§ A.3.3.2.1** Property insurance of the same type and scope satisfying the requirements identified in Section A.2.3, which, if selected in this section A.3.3.2.1, relieves the Owner of the responsibility to purchase and maintain such ~~insurance except insurance required by Section A.2.3.1.3 and Section A.2.3.3.~~ insurance. The Contractor shall comply with all obligations of the Owner under Section A.2.3 except to the extent provided below. The Contractor shall disclose to the Owner the amount of any

AIA Document A101® – 2017 Exhibit A. Copyright © 2017 by The American Institute of Architects. All rights reserved. The "American Institute of Architects," "AIA," the AIA Logo, "A101," and "AIA Contract Documents" are registered trademarks and may not be used without permission. This document was produced by AIA software at 12:51:42 ET on 06/17/2021 under Order No.2908190133 which expires on 07/02/2021, is not for resale, is licensed for one-time use only, and may only be used in accordance with the AIA Contract Documents® Terms of Service. To report copyright violations, e-mail copyright@aia.org.
User Notes: (1467185228)

deductible, and the Owner shall be responsible for losses within the deductible. Upon request, the Contractor shall provide the Owner with a copy of the property insurance policy or policies required. The Owner shall adjust and settle the loss with the insurer and be the trustee of the proceeds of the property insurance in accordance with Article 11 of the General Conditions unless otherwise set forth below:

(Where the Contractor's obligation to provide property insurance differs from the Owner's obligations as described under Section A.2.3, indicate such differences in the space below. Additionally, if a party other than the Owner will be responsible for adjusting and settling a loss with the insurer and acting as the trustee of the proceeds of property insurance in accordance with Article 11 of the General Conditions, indicate the responsible party below.)

[ ] **§ A.3.3.2.2 Railroad Protective Liability Insurance**, with policy limits of not less than ($) per claim and ($) in the aggregate, for Work within fifty (50) feet of railroad property.

[ ] **§ A.3.3.2.3 Asbestos Abatement Liability Insurance**, with policy limits of not less than one million dollars ($ 1,000,000) per claim and two million dollars ($ 2,000,000) in the aggregate, for liability arising from the encapsulation, removal, handling, storage, transportation, and disposal of asbestos-containing materials.

[ ] **§ A.3.3.2.4** Insurance for physical damage to property while it is in storage and in transit to the construction site on an "all-risks" completed value form.

[ ] **§ A.3.3.2.5** Property insurance on an "all-risks" completed value form, covering property owned by the Contractor and used on the Project, including scaffolding and other equipment.

[ ] **§ A.3.3.2.6 Other Insurance**

(List below any other insurance coverage to be provided by the Contractor and any applicable limits.)

Coverage	Limits

§ A.3.4 Performance Bond and Payment Bond

The Contractor shall provide surety bonds, from a company or companies lawfully authorized to issue surety bonds in the jurisdiction where the Project is located, ~~as follows:~~and the Contractor shall furnish a Performance Bond and a Payment Bond covering the faithful performance of the Contract and payment of obligations arising thereof. Bonds may be obtained through the Contractor's usual source and the cost thereof shall be included in the Contract Sum. The amount of each bond shall be equal to 100% of the Contract Sum. Should the Contract Sum change during the contract and warranty periods, the amount of the Bonds will be changed to reflect the Contract Sum.

.1 The Contractor shall deliver the required bonds to the Owner at the same time as the signed Contract Agreement is delivered to the Owner. Prior to the commencement of the Work, the Contractor shall submit satisfactory evidence that such bonds will be furnished.

~~*(Specify type and penal sum of bonds.)*~~

.2 The Contractor shall require the attorney-in-fact who executes the required bonds on behalf of the surety to affix thereto a certified and current copy of the power of attorney.

~~Type~~ ~~Penal Sum ($0.00)~~

~~Payment Bond~~

~~Performance Bond~~

~~Payment and Performance Bonds shall be AIA Document A312™, Payment Bond and Performance Bond, or contain provisions identical to AIA Document A312™, current as of the date of this Agreement.~~**.3** The Contract Bonds shall continue in effect for one year after final acceptance of each contract to protect the Owner's interest in connection with the one year guarantee of workmanship and materials

AIA Document A101® – 2017 Exhibit A. Copyright © 2017 by The American Institute of Architects. All rights reserved. The "American Institute of Architects," "AIA," the AIA Logo, "A101," and "AIA Contract Documents" are registered trademarks and may not be used without permission. This document was produced by AIA software at 12:51:42 ET on 06/17/2021 under Order No.2908190133 which expires on 07/02/2021, is not for resale, is licensed for one-time use only, and may only be used in accordance with the AIA Contract Documents® Terms of Service. To report copyright violations, e-mail copyright@aia.org.
User Notes: (1467185228)

and to assure settlement of claims, for the payment of all bills for labor, materials, and equipment by the Contractor.

ARTICLE A.4 SPECIAL TERMS AND CONDITIONS

Special terms and conditions that modify this Insurance and Bonds Exhibit, if any, are as follows:

N/A

AIA Document A101® – 2017 Exhibit A. Copyright © 2017 by The American Institute of Architects. All rights reserved. The "American Institute of Architects," "AIA," the AIA Logo, "A101," and "AIA Contract Documents" are registered trademarks and may not be used without permission. This document was produced by AIA software at 12:51:42 ET on 06/17/2021 under Order No.2908190133 which expires on 07/02/2021, is not for resale, is licensed for one-time use only, and may only be used in accordance with the AIA Contract Documents® Terms of Service. To report copyright violations, e-mail copyright@aia.org.
User Notes: (1467185228)

State of Maine
Department of Labor
Bureau of Labor Standards
Augusta, Maine 04333-0045
Telephone (207) 623-7906

Wage Determination - In accordance with 26 MRS §1301 et. seq., this is a determination by the Bureau of Labor Standards, of the fair minimum wage rate to be paid to laborers and workers employed on the below titled project.

2026 Fair Minimum Wage Rates – Building 2 Penobscot County (other than 1 or 2 family homes)

Occupational Title	Minimum Wage	Minimum Benefit	Total
Brickmasons and Blockmasons	$43.02	$7.64	$50.66
Bulldozer Operator	$30.62	$5.38	$36.00
Carpenter	$30.01	$19.69	$49.70
Cement Masons and Concrete Finisher	$24.42	$2.52	$26.94
Construction and Maintenance Painters	$23.96	$1.59	$25.55
Construction Laborer	$21.90	$19.72	$41.62
Conveyor Operators and Tenders	$30.17	$13.77	$43.94
Crane and Tower Operators	$40.43	$8.63	$49.06
Crushing Grinding and Polishing Machine Operators	$26.15	$3.24	$29.39
Earth Drillers - Except Oil and Gas	$25.04	$3.77	$28.81
Electrical Power - Line Installer and Repairers	$48.12	$15.63	$63.75
Electricians	$38.74	$21.14	$59.88
Elevator Installers and Repairers	$67.34	$39.76	$107.10
Excavator Operator	$34.12	$6.49	$40.61
Fence Erectors	$30.90	$2.18	$33.08
Flaggers	$21.39	$0.86	$22.25
Floor Layers - Except Carpet/Wood/Hard Tiles	$29.00	$8.65	$37.65
Glaziers	$23.73	$4.62	$28.35
Hazardous Materials Removal Workers	$24.12	$1.60	$25.72
Heating and Air Conditioning and Refrigeration Mechanics and Installers	$32.88	$4.41	$37.29
Heavy and Tractor - Trailer Truck Drivers	$24.44	$2.50	$26.94
Highway Maintenance Workers	$23.30	$1.14	$24.44
Industrial Machinery Mechanics	$29.97	$6.74	$36.71
Industrial Truck and Tractor Operators	$24.61	$4.21	$28.82
Insulation Worker - Mechanical	$27.35	$6.05	$33.40
Light Truck or Delivery Services Drivers	$26.79	$5.14	$31.93
Loading Machine and Dragline Operators	$29.71	$4.79	$34.50
Millwrights	$35.99	$10.52	$46.51
Mobile Heavy Equipment Mechanics - Except Engines	$30.67	$5.10	$35.77
Operating Engineers and Other Equipment Operators	$39.74	$3.67	$43.41
Paving Surfacing and Tamping Equipment Operators	$30.74	$10.67	$41.41
Pile-Driver Operators	$37.15	$3.12	$40.27
Pipe/Steam/Sprinkler Fitter	$43.76	$25.44	$69.20
Pipelayers	$28.75	$3.64	$32.39
Plumbers	$40.00	$24.71	$64.71
Radio Cellular and Tower Equipment Installers	$34.72	$5.63	$40.35
Reinforcing Iron and Rebar Workers	$33.35	$27.55	$60.90
Riggers	$27.16	$21.25	$48.41
Roofers	$24.71	$4.70	$29.41
Sheet Metal Workers	$24.97	$5.69	$30.66
Structural Iron and Steel Workers	$27.16	$21.25	$48.41
Tapers	$29.16	$5.64	$34.80
Telecommunications Equipment Installers and Repairers - Except Line Installers	$37.09	$10.21	$47.30
Telecommunications Line Installers and Repairers	$28.49	$5.29	$33.78
Tile and Marble Setters	$28.91	$5.46	$34.37

Welders are classified as the trade to which welding is incidental (e.g. welding structural steel is Structural Iron and Steel Worker)

Apprentices – The minimum wage rates for registered apprentices are the rates recognized in the sponsorship agreement for registered apprentices working in the pertinent classification.

For any other specific trade on this project not listed above, contact the Bureau of Labor Standards for further clarification.

Title 26 §1310 requires that a clearly legible statement of all fair minimum wage and benefits rates to be paid the several classes of laborers, workers and mechanics employed on the construction on the public work must be kept posted in a prominent and easily accessible place at the site by each contractor and subcontractor subject to sections 1304 to 1313.

Appeal – Any person affected by the determination of these rates may appeal to the Commissioner of Labor by filing a written notice with the Commissioner stating the specific grounds of the objection within ten (10) days from the filing of these rates.

A true copy

Attest: Scott R. Cotnoir
Scott R. Cotnoir
Wage & Hour Director
Bureau of Labor Standards

Supersedes 02-03-2025
Effective 01-10-2026

SECTION 011000
SUMMARY

PART 1 GENERAL

1.01 PROJECT

A. Project Name: UM Jenness Hall 1st and 2nd Floor Renovation: Phase 1 – Demolition, Abatement, and Fireproofing
   1. Project Location:

      41 Flagstaff Rd
      Orono, ME 04469

B. Owner's Name: University of Maine System, CPPM
   1. Owner's Project Number: 5100805
   2. Owner's Representative: Elizabeth Simonds, Project Manager, Capital Planning & Project Management. elizabeth.simonds@maine.edu

C. Architect's Name: SMRT Architects and Engineers.
   1. Architect's Project Number: 26105.0
   2. Architect's Representative: Kristen Damuth AIA

D. Web-Based Project Software: Project software will be used for purposes of managing communications and documents during the construction phase.
   1. See Section 013000 - Administrative Requirements for requirements for using web-based Project software.

E. Project Description: Approximately 18,599 SF of general interior building demolition, ACM abatement and Sprayed Fire-Resistive Material (SFRM) of select areas of existing steel framing located on floors 1,2 and 3 of the original Jenness Hall building.

1.02 WORK COVERED BY CONTRACT DOCUMENTS

A. The Work of Project is defined by the Contract Documents and includes, but is not limited to, the following:
   1. Architectural, structural, mechanical, electrical and plumbing.

1.03 CONTRACT DESCRIPTION

A. Contract Type: Design-Bid-Build with lump Sum contract as described in Document 005200 - Agreement Form.

1.04 PERMITS

A. The Architect will obtain building permits from the Maine Office of State Fire Marshal and the Town of Orono.

B. The Contractor is responsible for obtaining all trade permits required by the State of Maine and Town of Orono.

1.05 WORK SCHEDULE

A. Bid Advertised: November 7, 2026

B. Mandatory Prebid Meeting: November 12, 2026

C. Questions Due: November 19, 2026

D. Response to Questions by: December 3, 2026

E. Bid Opening – Bids Received Until: December 15, 2026

F. Anticipated Bid Award: December 18, 2026

G. Construction Start Date: January 4, 2027

H. Substantial Completion Date: February 12, 2027

I. Final Completion Date: March 12, 2027

1.06 WORK UNDER OTHER CONTRACTS

A. General: Cooperate fully with separate contractors so work on those contracts may be carried out smoothly, without interfering with or delaying work under this Contract. Coordinate the Work of this Contract with work performed under separate contracts. References to concurrent work included throughout the contract documents is intended to identify areas of potential overlap and conflict but does not necessarily capture all work under separate contracts. The Contractor shall coordinate fully with the Architect, Owner, and separate contractors prior to the commencement of work to identify all potential conflicts between separate contractor and to confirm scheduling requirements for a successful project completion.

B. Relocation of existing occupants, furniture, and equipment to be provided by others. Owner will turn over spaces to the Contractor as the spaces become vacated by existing occupants.

C. All other services not specifically excluded shall be by Contractor

1.07 OWNER OCCUPANCY

A. Owner intends to occupy adjacent portions of the existing building during the entire construction period.
   1. Partial Owner Occupancy: Owner will occupy the premises during entire construction period, with the exception of areas under construction. Cooperate with Owner during construction operations to minimize conflicts and facilitate Owner usage. Perform the Work so as not to interfere with Owner's operations. Maintain existing exits unless otherwise indicated.
      a. Comply with Owner's dates for limited access and work on Campus due to Owner's activities.
      b. Maintain access to existing walkways, corridors, and other adjacent occupied or used facilities. Do not close or obstruct walkways, corridors, or other occupied or used facilities without written permission from Owner and authorities having jurisdiction.
      c. Provide not less than 72 hours' notice to Owner of activities that will affect Owner's operations.

B. Owner intends to occupy the Project upon Substantial Completion.

C. Cooperate with Owner to minimize conflict and to facilitate Owner's operations.

D. Schedule the Work to accommodate Owner occupancy.

1.08 CONTRACTOR USE OF SITE AND PREMISES

A. Construction Operations: Limited to areas as defined by the University.
   1. Locate and conduct construction activities in ways that will limit disturbance to site.
   2. Do not disturb portions of Project site beyond areas in which the Work is indicated.

B. Arrange use of site and premises to allow:

1. Owner occupancy.
2. Use of adjacent site and premises by the public (students, faculty and University employees).

C. Provide access to and from site as required by law and by Owner:
   1. Emergency Building Exits During Construction: Keep all exits required by code open during construction period; provide temporary exit signs if exit routes are temporarily altered.

D. Do not obstruct roadways, sidewalks, or other public ways without permit.
   1. Comply with limitations on use of public streets, work on public streets, rights of way, and other requirements of authorities having jurisdiction.
   2. Driveways, Walkways and Entrances: Keep driveways loading areas, and entrances serving premises clear and available to Owner, Owner's employees, the public, and emergency vehicles at all times. Do not use these areas for parking or for storage of materials.
      a. Schedule deliveries to minimize use of driveways and entrances by construction operations.
      b. Schedule deliveries to minimize space and time requirements for storage of materials and equipment on-site.

E. Existing building spaces may not be used for storage.

F. Condition of Existing Building: Maintain portions of existing building affected by construction operations in a weathertight condition throughout construction period. Repair damage caused by construction operations.

G. Condition of Existing Grounds: Maintain portions of existing grounds, landscaping, and hardscaping affected by construction operations throughout construction period. Repair damage caused by construction operations.

H. Time Restrictions:
   1. On-Site Work Hours: Limit work to between 7:00 a.m. to 5:00 p.m., Monday through Friday, unless otherwise indicated. Work hours may be modified to meet Project requirements if approved by Owner and authorities having jurisdiction

I. Utility Outages and Shutdown:
   1. Do not interrupt utilities serving facilities occupied by Owner or others unless permitted under the following conditions and then only after arranging for temporary utility services according to requirements indicated:
      a. Notify Owner not less than seven days in advance of proposed utility interruptions.
      b. Obtain Owner's written permission before proceeding with utility interruptions.
   2. Do not disrupt or shut down life safety systems, including but not limited to fire sprinklers and fire alarm system, without 7 calendar days notice to Owner and authorities having jurisdiction.
   3. Prevent accidental disruption of utility services to other facilities.

J. Noise, Vibration, Dust, and Odors: Coordinate operations that may result in high levels of noise and vibration, dust, odors, or other disruption to Owner occupancy with Owner.
   1. Notify Owner not less than five working days in advance of proposed disruptive operations.
   2. Obtain Owner's written permission before proceeding with disruptive operations.

K. Smoking and Controlled Substance Restrictions: Use of tobacco products, alcoholic beverages, and other controlled substances on Owner's property is not permitted.

L. Employee Identification: Provide identification tags for Contractor personnel working on Project site. Require personnel to use identification tags at all times.

1.09 SPECIFICATION AND DRAWING CONVENTIONS

A. Specification Content: The Specifications use certain conventions for the style of language and the intended meaning of certain terms, words, and phrases when used in particular situations. These conventions are as follows:
   1. Imperative mood and streamlined language are generally used in the Specifications. The words "shall," "shall be," or "shall comply with," depending on the context, are implied where a colon (:) is used within a sentence or phrase.
   2. Hypertext: Text used in the Specifications may contain hyperlinks. Hyperlinks may allow for access to linked information that is not residing in the Specifications. Unless otherwise indicated, linked information is not part of the Contract Documents.
   3. Specification requirements are to be performed by Contractor unless specifically stated otherwise.

B. Division 01 General Requirements: Requirements of Sections in Division 01 apply to the Work of all Sections in the Specifications.

C. Drawing Coordination: Requirements for materials and products identified on Drawings are described in detail in the Specifications. One or more of the following are used on Drawings to identify materials and products:
   1. Terminology: Materials and products are identified by the typical generic terms used in the individual Specifications Sections.
   2. Abbreviations: Materials and products are identified by abbreviations scheduled on Drawings and published as part of the U.S. National CAD Standard.
   3. Keynoting: Materials and products are identified by reference keynotes referencing Specification Section numbers found in this Project Manual.

1.10 MISCEALLANEOUS PROVISIONS

A. Contractor shall be responsible for familiarizing themselves with the contract documents, and shall be responsible for all supervision, labor, tools, materials, equipment, incidentals, insurance, and associated work required to provide a complete installation of the work in accordance with the contract documents.

B. In reviewing the contract documents, Contractor has accounted for all material quantities shown on the drawings, and any and all appurtenances not shown on the drawings/specifications, but which are required for the complete installation of performance of the work.

C. It is understood that every single condition, connection, transition, etc. cannot be specifically detailed in the Contract Documents. Details are provided for typical conditions and minor adjustments to adapt these to the specific conditions throughout the project is a part of the project scope of work and does not constitute a change in the Contract.

D. Contractor is responsible for obtaining and paying for any police, flagmen, and traffic/vehicular permits required for the execution of their work, including closing any streets or right-of-ways.

PART 2 PRODUCTS - NOT USED

PART 3 EXECUTION - NOT USED

END OF SECTION 011000

SECTION 01 11 13
ABATEMENT WORK COVERED BY CONTRACT DOCUMENTS

PART 1 GENERAL

1. SCOPE OF THE WORK

1.1 The Specification covers the abatement of exposure to asbestos hazards from building structures and components listed below. The intent of the Contract Documents is to show the work necessary to complete the project.

1.2 All asbestos-containing materials must be removed wet.

1.3 All asbestos-containing materials must be properly disposed of in an approved landfill. See Section 02 82 33.

2. DESCRIPTION OF WORK

2.1 The Work specified herein shall be the removal of asbestos-containing materials by willing competent persons certified and qualified in the techniques of asbestos abatement, handling and disposal of asbestos-containing and asbestos-contaminated materials and the subsequent cleaning of contaminated areas, who comply with all applicable Federal, State, and Local regulations and are capable of and willing to perform the work of this Contract.

2.2 The Owner will file appropriate notifications to regulatory agencies. The Contractor shall supply all labor, materials, services, insurance, and equipment necessary to carry out the Work in accordance with all applicable Federal, State and Local regulations and these Specifications.

2.3 The following materials have been identified as containing asbestos in the areas affected by the Scope of Work:

2.3.1 Thermal System Insulation.
2.3.2 Spray applied fireproofing
2.3.3 Flooring mastic.
2.3.4 Miscellaneous transite materials.

2.4 The building will be occupied during abatement and the facility is located in an educational setting. Lewd behavior, foul language, boisterousness or horseplay will not be tolerated. The Contractor will be required to remove violators of this caveat from the job site immediately and the Contractor will be responsible for any deviation from the time schedule such removal may cause.

3. BASE PROJECT

The base project includes the removal and disposal of the following materials. With the exception of rooms 201 and 203, with a start work date of February 2, 2027, the rest of the project work may begin on **January 4, 2027.** The Project can be phased as the Contractor deems appropriate as long as the building is cleared and released to the Owner by 7:00 am on **February 12, 2027**. The entire project shall meet substantial completion by **February 12, 2027**. For existing conditions and abatement scope of work refer to specification sections 02 60 00 and 02 60 19.

3.1 Asbestos Demolition Base Project. Base Project will include:

3.1.1 Asbestos-containing thermal system insulation consisting of fitting materials located throughout the buildings (Approximately 300). Contractor is responsible for all demolition required to access fittings. Removal methods deemed acceptable include glove bag removal and or containment. Approximate lists of rooms where the ACM fitting materials will be found are listed in Schedule 1. (Quantities and locations are approximations and

must be field verified by the Contractor prior to bidding. By submitting a bid without corrections, the Contractor accepts these quantities.)

3.1.2 Asbestos-containing mastic. (Quantities and locations are approximations and must be field verified by the Contractor. By submitting a bid without corrections, the Contractor accepts these quantities.)

3.1.3 Asbestos containing fireproofing applied to structural steel. (Quantities are approximations and must be field verified by the Contractor. By submitting a bid without corrections the Contractor accepts these quantities.) There is overspray that is part of the removal process. Expectation is that all Asbestos fireproofing that can be removed without building demolition will be removed from the work area.

3.1.4 Asbestos containing transite hood panels and associated duct work.

4. MINIMUM PERFORMANCE REQUIREMENTS

4.1 Contractor should anticipate shift and weekend schedules, as well as, adequate staffing to maintain the time limits for the project. The Contractor should have at least one competent licensed supervisor inside the work area at all times with the authority and experience to direct the work in order to maintain schedules and compliance with all relevant regulations and these Specifications.

4.2 The Owner will supply power, at no cost to the Contractor, sufficient to perform the work. GFCI-protected 100 amp panel(s), prepared by a licensed electrician; with sufficient outlets to supply power for the abatement, including the needs of the Air Monitor, will be supplied by the Contractor. The Owner's electrician will connect the panel(s) to the power source on each floor or for each phase of the project.

4.3 The Contractor must provide for temporary lighting in areas where light fixtures will be removed. The Owner will be responsible for de-energizing the existing light fixtures upon request by the Contractor.

4.4 Only commercial quality water hoses with connections that have been pre-tested and found to be free of any leaks will be used on the Project. Water will be turned off at the source each night. Power cords will be commercial quality (12 ga. Min.) and will be part of a ground assured program or connected to a GFCI.

4.5 Based on the judgment of the Project Monitor (ESP), any materials or equipment arriving on site in a dirty or inadequate condition, or equipment failing to be maintained clean and in good working order will be removed from the site and the Contractor will retain all obligations of progress and quality.

4.6 Prior to any asbestos related activities as defined by Maine 06-096 Chapter 425, the Contractor will construct a decontamination facility of sufficient size to accommodate the necessary work force, waste handling and storage of supplies. The decontamination facility will be located in an appropriate area contiguous to the current work area.

4.7 A full containment system will not be required. Set up will involve critical barriers, wrapping out fixed items and sealing penetrations and any other requirements in accordance with Maine 06-096 Chapter 425. The Contractor will be responsible for protecting non-asbestos flooring and other building components from any and all mechanical or water damage in areas were floors and other building components are not being removed as ACM.

4.8 To maintain good negative pressure and adequate airflow in the containment(s), the Contractor should anticipate an appropriate number of negative air machines for each area/phase in order to maintain a minimum negative pressure of 0.02 inches w. g. continuously. All work will stop immediately if this condition is not maintained. A pressure differential measuring at least 0.03 inches w. g. and airflow through the decontamination unit and waste load-out at least 100 cfm are

required before removal can begin.

4.9 Removal will be done wet. All ACM will be double bagged or placed in lined fiber-tight drums and properly labeled before being removed from the work area. All ACM in each phase will be removed, and final cleaning and clearance completed by the scheduled dates set forth in 3.0 above allowing one full shift for inspection and clearance sampling for each containment system or project phase used such that the Project meets substantial completion by April 30, 2010. Clearance sampling will be done aggressively and only after the area has been certified to be free of all visible residues by Project Manager and has fully dried.

5. DRAWINGS AND SCHEDULE SHOWING APPROXIMATE LOCATION OF MATERIALS.

5.1 Drawings may be used to develop Asbestos Abatement Plan as required by the Contract Documents. Drawings are provided as a visual aid only and may not fully represent all asbestos and non-asbestos material for which the Contractor is responsible and should not be considered to scale. Not all rooms are represented and not all rooms listed are necessarily part of the Scope of Work. Schedule 1 provides approximate quantities of materials found in the various rooms included in the scope.

6. OWNER RESPONSIBILITY

6.1 The Owner shall be responsible for removing all non-fixed items from the work area prior to the Start Date. The Contractor shall verify the Owner's Lockout, Tag-Out and over lock and tag all lockouts performed by the Owner.

ASBESTOS DEMOLITION – Jenness Hall
SCHEDULE 1
(All amounts and location are approximate. Contractor shall verify all measurements.)

Room#	Spray applied fireproofing sf	Ft Mastic sf	Pipe Fittings	Misc Material
100	160	1200	6	
101		400		
102	120	600	6	
102C		1600		
103S		100	3	
105		250	19	
104		600		
107	130	300	6	
106	120	600	18	
109	60	200	14	
113	120	300	10	
115	60	200	12	
108	120	600	9	
117	200	600	12	
200	120	600	8	
202	120	600	8	
201	60	300	4	
203	200		24	Hood, duct
204	120		4	
205A	100		12	Hood, duct
205B	100	600	12	
206	120	600	4	
207	60	300	8	
208D	120	200	2	
208C	120	200	2	
208A		200		
208B		200		
208E/F		300		
208		220		
209	50	300	8	
211	50	300	19	
213	50	300	8	
215		300	2	
217	50		2	
217A		150		
217B	50		2	
224W	120		9	
226C		1600		
305	80	250		
307	50	200		

Room#	Spray applied fireproofing sf	Ft Mastic sf	Pipe Fittings	Misc Material
307A	50	200		
309	50	200		
308	120	500		Transite pipe

*** END OF SECTION 01 11 13 ***

SECTION 01 14 00
WORK RESTRICTIONS

PART 1 - GENERAL

1.01 RELATED DOCUMENTS

A. Drawings and general provisions of the Contract, including General and Supplementary Conditions and other Division 01 Specification Sections, apply to this Section.

1.02 SUMMARY

A. This Section includes the following:
   1. Special Scheduling Requirements
   2. Owner's Occupancy Requirements
   3. Contractor's Access and Use of Premises
   4. Work Hours and Notifications
   5. Security

1.03 SPECIAL SCHEDULING REQUIREMENTS

A. Work to commence after Fall Semester '26 Final Exams

B. Rooms 201 and 203 are not available for the scheduled scope of work until February 2, 2027.

C. Owner will coordinate the relocation of existing occupants, loose furniture, and equipment. Owner will turn over spaces to the Contractor as the spaces become vacated by existing occupants.

1.04 OWNER'S OCCUPANCY REQUIREMENTS

A. Owner intends to occupy adjacent portions of the existing building during the entire construction period. Refer to Summary Section 011000 1.09 Owner Occupancy in its entirety.

B. Contractor shall not, at any point during the installation of their work during the life of the project, impede or disrupt the operation of the University's Campus.

C. Maintain access to existing walkways, roadways, and other adjacent occupied or used facilities. Do not close or obstruct walkways, roadways, or other occupied or used facilities without written permission from Owner and authorities having jurisdiction.

D. Provide not less than 72 hours notice to Owner of activities that will affect Owner's operations.

E. Owner Occupancy of Completed Areas of Construction: Owner reserves the right to occupy and to place and install equipment in completed areas of Work, before Substantial Completion, provided such occupancy does not interfere with completion of the Work. Such placement of equipment and partial occupancy shall not constitute acceptance of the total Work.
   1. Architect will prepare a Certificate of Substantial Completion for each specific portion of the Work to be occupied before Owner occupancy.

1.05 CONTRACTOR ACCESS AND USE OF PREMISES

A. General: Portions of the existing Jenness and the Pilot Plant will be occupied during construction and the Contractor shall ensure that occupants and operations of the existing building are not disrupted during construction.

B. Refer to Summary 011000 1.10 Contractors Use of Site and Premises in addition to text below.

C. Use of Site: Limit use of premises to areas within the Contract limits indicated. Do not disturb portions of Project site beyond areas in which the Work is indicated.
   1. Owner Occupancy: Allow for Owner occupancy of facilities adjacent to the work and use by the public.
   2. Driveways and Entrances: Keep driveways, parking, and entrances serving premises clear and available to Owner, Owner's employees, and emergency vehicles at all times. Do not use these areas for parking or storage of materials.
      a. Schedule deliveries to minimize use of driveways and entrances.
      b. Schedule deliveries to minimize space and time requirements for storage of materials and equipment on-site.
      c. Contractor is responsible for obtaining and paying for any police, flagmen, and traffic/vehicular permits required for the execution of their work, including closing any streets or rights-of-way.

D. Use of Existing Building: Maintain existing building in a weathertight condition throughout construction period. Repair damage caused by construction operations. Protect building and its occupants during construction period.

E. Parking: Contractor parking shall be in compliance with University Parking and Transportation Services policy, which can be found at the link below:

   https://umaine.edu/parking/

F. Tobacco Free Policy: All institutions falling under the University System are tobacco free, and compliance with the tobacco free campus policy is mandatory. Contractor shall be responsible for notifying its workers and subcontractors of the policy, and Contractor shall be responsible for enforcing the policy with its workers and subcontractors. Noncompliance will be managed as follows:
   1. First offense – notify Contractor to remind employee and/or subcontractor of policy
   2. Second offense – Contractor/subcontractor employee removed from campus for the remainder of the Work.

      Additional information regarding the tobacco free campus policy is located at:
      http://umaine.edu/tobaccofree/

1.06 WORK HOURS AND NOTIFICATIONS

A. On-Site Work Hours: Normal Work Hours are 7:00 AM to 5:00 PM, Monday through Friday unless otherwise coordinated with Owner.

B. Work Outside Regular Hours: Requests to work outside of normal working hours are to be submitted in writing to the Owner’s Representative 72 hours prior to the proposed work commencing. Owner reserves the right to reject such requests.

C. Noise Restrictions: Contractor shall limit high-noise activities to occur between 8:00 AM and 4:00 PM. Noise levels shall be kept in compliance with the Town of Orono Noise Ordinance provided in the below link.

https://library.municode.com/me/orono/codes/code_of_ordinances?nodeId=PTIIOR_CH13EN_ARTIINOCO

D. Utility Interruptions
   1. All utility cutovers and interruptions are to be coordinated with the Owner's Representative and submitted in writing 7-calendar days in advance of the requested shutdown.
   2. Contractor shall coordinate fire alarm and sprinkler shutdowns with the Owner's Representative 7-calendar days in advance of the requested shutdown. As part of the requested shutdown, Contractor shall provide a complete copy of the Orono Fire Department Life Safety Division Notification of Fire Alarm System Deficiency. Owner shall provide a blank template to Contractor during preconstruction meeting. Contractor shall be responsible for providing their own fire watch for all Fire Alarm and Sprinkler shutdowns. For any sprinkler shutdown, Contractor shall identify the valve that will be operated to impair the system.

1.07 SECURITY

A. Employee List: Contractor and their subcontractors shall submit a list of all employees anticipated to be on-site as part of the subject project.

B. Drone Policy: The use of drones on campus is strictly prohibited without prior approval. Any request by the contractor to utilize drones must be coordinated through the Owner's Project Manager.

C. Weapons and Ammunition are not permitted on the campus of the University of Maine System.

D. Sexual Harassment is strictly prohibited and will not be tolerated on any campuses of the University of Maine System.

PART 2 - PRODUCTS (Not Used)

PART 3 - EXECUTION (Not Used)

END OF SECTION 01 14 00

SECTION 012300
ALTERNATES

PART 1 GENERAL

1.01 RELATED DOCUMENTS

A. Drawings and general provisions of the Contract, including General and Supplementary Conditions and other Division 01 Specification Sections, apply to this Section.

1.02 SUMMARY

A. Section includes administrative and procedural requirements for alternates.

1.03 DEFINITIONS

A. Alternate: An amount proposed by bidders and stated on the Bid Form for certain work defined in the bidding requirements that may be added to or deducted from the base bid amount if the Owner decides to accept a corresponding change either in the amount of construction to be completed or in the products, materials, equipment, systems, or installation methods described in the Contract Documents.
   1. Alternates described in this Section are part of the Work only if enumerated in the Agreement.
   2. The cost or credit for each alternate is the net addition to or deduction from the Contract Sum to incorporate alternates into the Work. No other adjustments are made to the Contract Sum.

1.04 PROCEDURES

A. Coordination: Revise or adjust affected adjacent work as necessary to completely integrate work of the alternate into Project.
   1. Include, as part of each alternate, miscellaneous devices, accessory objects, and similar items incidental to or required for a complete installation, whether or not indicated as part of alternate.

B. Execute accepted alternates under the same conditions as other Work of the Contract.

C. Schedule: A Part 3 "Schedule of Alternates" Article is included at the end of this Section. Specification Sections referenced in schedule contain requirements for materials necessary to achieve the work described under each alternate.

PART 2 PRODUCTS (NOT USED)

PART 3 EXECUTION

3.01 SCHEDULE OF ALTERNATES

A. Alternate No. 1: Interior demountable partitions.
   1. Base Bid: All interior demountable partitions to remain as they are.
   2. Alternate: Remove all interior demountable partitions as indicated on drawings AD101, AD102 and AD103.

B. Alternate No. 2: Floor abatement scope.
   1. Base Bid: All existing flooring to remain.
   2. Alternate: Remove existing flooring and abate all hazardous material (mastic) in the offices and classrooms on levels 1 & 2 as indicated on drawings AD101, AD102 and AD103. Provide a unit cost of $/100 sf for the abatement of mastic.

C. Alternate No. 3: Floor abatement scope.
   1. Base Bid: All existing flooring to remain.
   2. Alternate: Remove existing flooring and abate all hazardous material (mastic) in the main corridors as on levels 1& 2 as indicated on drawings AD101, AD102 and AD103. Provide a unit cost of $/100 sf for the abatement of mastic.

D. Alternate No. 4: Floor abatement scope.
   1. Base Bid: All existing flooring to remain.

2. Alternate: Remove existing flooring material and encapsulate the flooring mastic in the offices and classrooms on levels 1 & 2 as indicated on drawings AD101, AD102 and AD103. Provide a unit cost of $/100 sf for the abatement of mastic.

E. Alternate No. 5: Floor abatement scope.
   1. Base Bid: All existing flooring to remain.
   2. Alternate: Remove existing flooring material and encapsulate the flooring mastic in the corridors on levels 1 & 2 as indicated on drawings AD101, AD102 and AD103. Provide a unit cost of $/100 sf for the abatement of mastic.

F. Alternate No. 6: borrowed lights
   1. Base Bid: Existing corridor walls to remain as is (no borrowed lights)
   2. Alternate: Remove CMU for future borrowed lights in 3 locations tagged A6. Dimensions are indicated on demolition plans.

END OF SECTION 012300

SECTION 012600
CONTRACT MODIFICATION PROCEDURES

PART 1 GENERAL

1.01 SECTION INCLUDES

A. Administrative and procedural requirements for handling and processing Contract modifications.

1.02 RELATED REQUIREMENTS

A. Section 013000 – Administrative Requirements:

1.03 MINOR CHANGES IN THE WORK

A. Architect will issue supplemental instructions authorizing minor changes in the Work, not involving adjustment to the Contract Sum or the Contract Time, on web-based Project management software.

1.04 PROPOSAL REQUESTS

A. Owner-Initiated Proposal Requests: Architect will issue a detailed description of proposed changes in the Work that may require adjustment to the Contract Sum or the Contract Time. If necessary, the description will include supplemental or revised Drawings and Specifications.
   1. Work Change Proposal Requests issued by Architect are not instructions either to stop work in progress or to execute the proposed change.
   2. Within time specified in Proposal Request or 20 days, when not otherwise specified, after receipt of Proposal Request, submit a quotation indicating adjustments to the Contract Sum and the Contract Time necessary to execute the change. The quotation is to include a detailed breakdown of all labor, materials, equipment, fees, taxes, and markups.
      a. Include a list of quantities of products required or eliminated and unit costs, with total amount of purchases and credits to be made. If requested, furnish survey data to substantiate quantities.
      b. Indicate applicable taxes, delivery charges, equipment rental, and amounts of trade discounts.
      c. Include costs of labor and supervision directly attributable to the change.
      d. Include quotes on supplier’s and subcontractor’s letterhead for the requested change.
      e. Include an updated Contractor's construction schedule and critical path schedule that indicates the effect of the change, including, but not limited to, changes in activity duration, start and finish times, and activity relationship. Use available total float before requesting an extension of the Contract Time. Refer to Section 013200 for detailed requirements.

B. Contractor-Initiated Proposals: If latent or changed conditions require modifications to the Contract, Contractor may initiate a claim by submitting a request for a change to Owner and Architect.
   1. Include a narrative outlining reasons for the change and the effect of the change on the Work. Provide a complete description of the proposed change. Indicate the effect of the proposed change on the Contract Sum and the Contract Time. The narrative should include the following sections:
      a. Summary of Change, including the total cost and any time impact
      b. Facts and details of the contract requirements that are the subject of the change. Cite specific drawings, specifications, or other contract language as required.
      c. Reason for the change, including what the change is, why the change is necessary, and any timeline of events that led to the discovery of the changed condition
      d. List of Appendices
   2. Include a list of quantities of products required or eliminated and unit costs, with total amount of purchases and credits to be made. If requested, furnish survey data to substantiate quantities.

3. Indicate applicable taxes, delivery charges, equipment rental, and amounts of trade discounts.
4. Include costs of labor and supervision directly attributable to the change.
5. Include quotes on supplier’s and subcontractor’s letterhead for the requested change. Include an updated Contractor's construction schedule and critical path schedule that indicates the effect of the change, including, but not limited to, changes in activity duration, start and finish times, and activity relationship. Use available total float before requesting an extension of the Contract Time. Refer to Section 013200 for detailed requirements.
6. Comply with requirements in Section 012500 "Substitution Procedures" if the proposed change requires substitution of one product or system for product or system specified.

1.05 CHANGE ORDER PROCEDURES

A. On Owner's approval of a Work Change Proposal Request, Contractor will issue a Change Order for signatures of Architect, Owner, and Contractor on form provided as part of web-based Project management software.

1.06 CONSTRUCTION CHANGE DIRECTIVE

A. Construction Change Directive: Architect may issue a Construction Change Directive on form provided as part of web-based Project management software. Construction Change Directive instructs Contractor to proceed with a change in the Work, for subsequent inclusion in a Change Order.
   1. Construction Change Directive contains a complete description of change in the Work. It also designates method to be followed to determine change in the Contract Sum or the Contract Time.

B. Documentation: Maintain detailed records on a time and material basis of work required by the Construction Change Directive.
   1. After completion of change, submit an itemized account and supporting data necessary to substantiate cost and time adjustments to the Contract.

PART 2 PRODUCTS (NOT USED)

PART 3 EXECUTION (NOT USED)

END OF SECTION 012600

SECTION 012900
PAYMENT PROCEDURES

PART 1 GENERAL

1.01 SECTION INCLUDES

A. Administrative and procedural requirements necessary to prepare and process Applications for Payment.

1.02 RELATED REQUIREMENTS

B. Section 012600 - Contract Modification Procedures: Administrative procedures for handling changes to the Contract.

C. Section 013200 - Construction Progress Documentation: Administrative requirements governing the preparation and submittal of the Contractor's construction schedule.

1.03 DEFINITIONS

D. Schedule of Values: A statement furnished by Contractor allocating portions of the Contract Sum to various portions of the Work and used as the basis for reviewing Contractor's Applications for Payment.

E. Stored Materials: Materials or equipment purchased or fabricated and stored, but not yet installed or incorporated into the Work.

1.04 SCHEDULE OF VALUES

F. Coordination: Coordinate preparation of the schedule of values with preparation of Contractor's construction schedule.
   1. Coordinate line items in the schedule of values with items required to be indicated as separate activities in Contractor's construction schedule.
   2. Submit the schedule of values to Architect and Owner prior to the pre-construction meeting. Schedule of Values should incorporate subcontractor Schedule of Values.
   3. Subschedules for Phased Work: Where the Work is separated into phases requiring separately phased payments, provide subschedules showing values coordinated with each phase of payment.

G. Format and Content: Utilize the cost-loaded construction schedule in Section 013200 “Construction Progress Documentation” to establish the Schedule of Values. Each line item in the Schedule of Values shall correlate to a specification division which will be validated against the cost-loaded schedule. Provide at least one line item for each Specification Section.
   1. Identification: Include the following Project identification on the schedule of values:
      a. Project name and location.
      b. Owner's name.
      c. Owner's Project number.
      d. Name of Architect.
      e. Architect's Project number.
      f. Contractor's name and address.
      g. Date of submittal.
   2. Submit draft of AIA G702 Application for Payment form and AIA Document G703 Continuation Sheet (Schedule of Values) form.
   3. Provide a breakdown of the Contract Sum in enough detail to facilitate continued evaluation of Applications for Payment and progress reports. Provide multiple line items for principal subcontract amounts in excess of five percent of the Contract Sum.
   4. Provide a separate line item in the schedule of values for each part of the Work where Applications for Payment may include materials or equipment purchased or fabricated and stored, but not yet installed.
      a. Differentiate between items stored on-site and items stored off-site.

5. Schedule of Values Revisions: Revise the schedule of values when Change Orders or Construction Change Directives result in a change in the Contract Sum. Include at least one separate line item for each Change Order and Construction Change Directive.

1.05 APPLICATIONS FOR PAYMENT

H. Each Application for Payment following the initial Application for Payment shall be consistent with previous applications and payments, as certified by Architect and Contractor and paid for by Owner.
   1. Initial Application for Payment, Application of Payment at time of Substantial Completion, and final Application for Payment involve additional requirements.

I. Payment Application Times: A draft G702 Application for Payment shall be submitted to Architect and Owner on or before the last Wednesday of the month. Architect and Owner will review the draft Application for Payment and may return comments prior to scheduling a meeting to review. The period covered by each Application for Payment is one (1) month, ending on the last day of the month.

J. Application for Payment Forms: Use AIA Document G702 and AIA Document G703 as form for Applications for Payment.

K. Application Preparation: Complete every entry on form. Notarize and execute by a person authorized to sign legal documents on behalf of Contractor. Architect will return incomplete applications without action.
   1. Entries shall match data on the schedule of values and Contractor's construction schedule. Use updated schedules if revisions were made.
   2. Include amounts for work completed following previous Application for Payment, whether or not payment has been received. Include only amounts for work completed at time of Application for Payment.
   3. Include amounts of Change Orders and Construction Change Directives issued before last day of construction period covered by application.

L. Transmittal:
   1. Electronically submit signed and notarized originals of:
      a. AIA G702 Application & Certificate of Payment
      b. AIA G703 Continuation Sheet
      c. AIA G706 Contractor’s Affidavit of Payment of Debts & Claims
      d. AIA G706A Contractor’s Affidavit of Release of Liens
      e. 00 65 19.17 Waiver of Lien
   2. Transmit each Application for Payment with a transmittal form listing attachments and recording appropriate information about submission.

M. Stored Materials: If requesting payment for stored materials as part of the Application for Payment, Contractor must complete Column F in the G703 Continuation Sheet to record the stored materials amounts against line items that pertain to those stored materials.
   1. Complete and provide an electronic copy of 00 62 79 Stored Materials form with all required documentation. Differentiate between items stored on-site and items stored off-site.
   2. Provide certificate of insurance, evidence of transfer of title to Owner, and consent of surety to payment for stored materials.
   3. Provide supporting documentation that verifies amount requested, such as paid invoices. Match amount requested with amounts indicated on documentation; do not include overhead and profit on stored materials.
   4. Provide summary documentation for stored materials indicating the following:
      a. Value of materials previously stored and remaining stored as of date of previous Applications for Payment.
      b. Value of previously stored materials put in place after date of previous Application for Payment and on or before date of current Application for Payment.

c. Value of materials stored since date of previous Application for Payment and remaining stored as of date of current Application for Payment.
d. Photos of materials stored off-site.

5. Only major long lead delivery items may be considered for off-site storage (example: long lead custom mechanical unit). Standard order and production materials products shall be delivered to the site before including in Application for Payment of such items.

N. Retainage: The required five percent (5%) retainage held per Application for Payment submission shall be accounted for on the G703 on a per line item basis. Each line item with a value in Column G “Total Completed and Stored to Date” shall have a corresponding five percent retainage value entered in Column I.
1. Final Release of Retainage: The final release of retainage shall be entered as a separate line item on the G703 as “Final Release of Retainage” with the full amount of the five percent retainage entered as a negative number in Column I. The final release of retainage request is submitted as a separate application.

O. Waivers of Mechanic's Lien: With each Application for Payment, submit waivers of mechanic's lien from entities lawfully entitled to file a mechanic's lien arising out of the Contract and related to the Work covered by the payment.
1. Submit partial waivers on each item for amount requested in previous application, after deduction for retainage, on each item.
2. When an application shows completion of an item, submit final waivers.
3. Owner reserves the right to designate which entities involved in the Work must submit waivers.
4. Submit final Application for Payment with or preceded by conditional final waivers from every entity involved with performance of the Work covered by the application who is lawfully entitled to a lien.
5. Waiver Forms: Submit 00 65 19.17 Waiver of Lien forms, executed in a manner acceptable to Owner

P. Certified Payrolls: Wages paid to all workers performing work on the Project shall be in accordance with Section 00 73 64 Wage Determination Schedule for the Project. Contractor shall maintain certified payroll records for all work performed on-site in accordance with the State and Federal requirements. Contractor is responsible for collecting and maintaining certified payroll records from all subcontractors and lower-tier subcontractors. Owner may request certified payroll records from Contractor and lower-tier subcontractors at any time. Upon Owner requesting certified payroll records, Contractor must provide requested records within 72-hrs. The certified payroll shall be completed in accordance with Section 3.4.4 of the A201 General Conditions. For each pay application, Contractor shall include a signed letter certifying that all workers have been paid wages in accordance with the Wage Determination Schedule.

Q. Initial Application for Payment: Administrative actions and submittals that must precede or coincide with submittal of first Application for Payment include the following:
1. List of subcontractors.
2. Schedule of values.
3. Contractor's construction schedule.
4. Products list.
5. Schedule of unit prices.
6. Submittal schedule.
7. List of Contractor's staff assignments.
8. List of Contractor's principal consultants.
9. Copies of building permits and other required permits.
10. Copies of authorizations and licenses from authorities having jurisdiction for performance of the Work.
11. Initial progress report.
12. Report of preconstruction conference.

13. Certificates of insurance and insurance policies.
14. Performance and payment bonds.
15. Data needed to acquire Owner's insurance.
16. Permits

R. Progress Applications for Payment: Administrative actions and submittals that must precede or coincide with submittal of progress Applications for Payment include the following:
1. Contractor’s Construction Schedule update.
2. Submittals for Work being requisitioned that are complete and approved.
3. Submission of list of completed tests, checklists, commissioning, reports, and similar requirements for the work that are submitted and in compliance with the Contract Documents.
4. Distribution of minutes of previous month’s progress meeting.
5. Current record drawings.

S. Application for Payment at Substantial Completion: After Architect issues the Certificate of Substantial Completion, submit an Application for Payment showing 100 percent completion, less retainage, for portion of the Work claimed as substantially complete. Application must:
1. Include documentation supporting claim that the Work is substantially complete and a statement showing an accounting of changes to the Contract Sum.
   a. Complete administrative actions, submittals, and Work preceding this application, as described in Section 017700 "Closeout Procedures."
2. This application shall reflect Certificate(s) of Partial Substantial Completion issued previously for Owner occupancy of designated portions of the Work.

T. Final Payment Application: After completing Project closeout requirements, submit final Application for Payment with releases and supporting documentation not previously submitted and accepted, including, but not limited, to the following:
1. Evidence of completion of Project closeout requirements.
2. Certification of completion of final punch list items.
3. Insurance certificates for products and completed operations where required and proof that taxes, fees, and similar obligations were paid.
4. Updated final statement, accounting for final changes to the Contract Sum.
5. AIA Document G706.
6. AIA Document G706A.
7. AIA Document G707 Consent of Surety to Final Payment
8. Evidence that claims have been settled.
9. Final meter readings for utilities, a measured record of stored fuel, and similar data as of date of Substantial Completion or when Owner took possession of an assume responsibility for corresponding elements of the Work.
10. Final liquidated damages settlement statement, if a liquidated damage claim has been processed.
11. As-built drawings.
12. Operation and maintenance manuals.
13. Documentation of training and equipment testing performed.
14. Final lien waivers.

PART 2 PRODUCTS (NOT USED)

PART 3 EXECUTION (NOT USED)

END OF SECTION 012900

SECTION 013000
ADMINISTRATIVE REQUIREMENTS

PART 1 GENERAL

1.01 SECTION INCLUDES

A. General administrative requirements.

B. General coordination procedures

C. Web-based project software service.

D. Project meetings.

E. Preconstruction meeting.

F. Site mobilization meeting.

G. Progress meetings.

H. Requests for Information (RFI) procedures.

I. Submittal procedures.

1.02 RELATED REQUIREMENTS

A. Section 012600 - Contract Modification Procedures: Procedures for submitting Change Proposal requests.

B. Section 013110 - Project Coordination Drawings: Administrative and procedural requirements for creating Project coordination drawings.

C. Section 013200 - Construction Progress Documentation: For preparing and submitting Contractor's construction schedule.

D. Section 013300 - Submittal Procedures: Administrative and procedural requirements for submittals.

E. Section 017000 - Execution and Closeout Requirements: Additional coordination requirements.

F. Section 017800 - Closeout Submittals: Project record documents; operation and maintenance data; warranties and bonds.

1.03 GENERAL ADMINISTRATIVE REQUIREMENTS

A. Each contractor shall participate in coordination requirements. Certain areas of responsibility are assigned to a specific contractor.

B. Comply with requirements of Section 17700- Execution and Closeout Requirements for coordination of execution of administrative tasks with timing of construction activities.

1.04 INFORMATIONAL SUBMITTALS

A. Subcontract List: Prepare a written summary identifying individuals or firms proposed for each portion of the Work, including those who are to furnish products or equipment fabricated to a special design. Include the following information in tabular form:
   1. Name, address, telephone number, and email address of entity performing subcontract or supplying products.
   2. Number and title of related Specification Section(s) covered by subcontract.
   3. Drawing number and detail references, as appropriate, covered by subcontract.

B. Key Personnel Names: Within 15 days of starting construction operations, submit a list of key personnel assignments, including superintendent and other personnel in attendance at Project site. Identify individuals, their duties and responsibilities, list addresses, cellular telephone numbers, and e-mail addresses. Provide names, addresses, and telephone numbers of individuals assigned as alternates in the absence of individuals assigned to Project.
   1. Post copies of list where directed by Project Coordinator and in web-based Project software directory. Keep list current at all times.

1.05 DIGITAL PROJECT MANAGEMENT PROCEDURES

A. Use of Architect's Digital Data Files: Digital data files of Architect's BIM model will be available from Architect for Contractor's use during construction.
   1. Digital data files may be used by Contractor in preparing coordination drawings, Shop Drawings, and Project Record Drawings.
   2. Architect makes no representations as to the accuracy or completeness of digital data files as they relate to Contract Drawings.
   3. Digital Drawing Software Program: Contract Drawings are available in Revit 2020.
   4. Contractor shall execute a data licensing agreement which can be requested from SMRT.
      a. Subcontractors and other parties granted access by Contractor to Architect's digital data files shall execute a data licensing agreement using the same form.
   5. The following digital data files will be furnished for each appropriate discipline:
      a. Floor plans.
   6. Reflected ceiling plans.

B. PDF Document Preparation: Where PDFs are required to be submitted to Architect, prepare as follows:
   1. Assemble complete submittal package into a single indexed file, incorporating submittal requirements of a single Specification Section and transmittal form with links enabling navigation to each item.
   2. Name file with submittal number or other unique identifier, including revision identifier.
   3. Certifications: Where digitally submitted certificates and certifications are required, provide a digital signature with digital certificate on where indicated.

PART 2 PRODUCTS - NOT USED

PART 3 EXECUTION

3.01 GENERAL COORDINATION PROCEDURES

A. Coordination: Coordinate construction operations included in different Sections of the Specifications to ensure efficient and orderly installation of each part of the Work. Coordinate construction operations included in different Sections that depend on each other for proper installation, connection, and operation.
   1. Schedule construction operations in sequence required to obtain the best results, where installation of one part of the Work depends on installation of other components, before or after its own installation.
   2. Coordinate installation of different components to ensure maximum performance and accessibility for required maintenance, service, and repair.
   3. Make adequate provisions to accommodate items scheduled for later installation.
   4. Where availability of space is limited, coordinate installation of different components to ensure maximum performance and accessibility for required maintenance, service, and repair of all components.

B. Administrative Procedures: Coordinate scheduling and timing of required administrative procedures with other construction activities and scheduled activities of other contractors to avoid conflicts and to ensure orderly progress of the Work. Such administrative activities include, but are not limited to, the following:
   1. Preparation of Contractor's construction schedule.
   2. Preparation of the schedule of values.
   3. Installation and removal of temporary facilities and controls.
   4. Delivery and processing of submittals.
   5. Progress meetings.
   6. Preinstallation conferences.
   7. Project closeout activities.
   8. Startup and adjustment of systems.

3.02 WEB-BASED PROJECT SOFTWARE SERVICE

A. Web-Based Project Software Service: Provide, administer, and use web-based project software to host and manage project communication and documentation.
   1. Use Construction Manager's web-based Project management software package for purposes of hosting and managing Project communication and documentation until Final Completion.
   2. Include, at minimum, the following features:
      a. Project directory, including Owner, Contractor, subcontractors, Architect, Architect's consultants, and other entities involved in the project. Include names of contact persons and contact information for each entity.
      b. Access control for each entity and for each workflow process to determine each entity's digital rights to create, modify, view, and print documents.
      c. Workflow planning, allowing customization of workflow for each project entity.
      d. Creation, logging, tracking, and notification for project communications required in other Specification Sections, including, but not limited to, RFIs, submittals, Minor Changes in the Work, Construction Change Directives, and Change Orders.
      e. Tracking of project communication statuses in real time, including timestamped response log.
      f. Procedures for viewing PDFs or similar file formats, allowing markups by each entity. Provide security features to lock markups against changes once submitted.
      g. Processing and tracking of payment applications.
      h. Processing and tracking of contract modifications.
      i. Creation and distribution of meeting minutes.
      j. Document management for drawings, specifications, and coordination drawings, including revision control.
      k. Management of construction progress photographs.
      l. Mobile device compatibility.
      m. Creation of data analytics reports.
      n. Creation and export of editable logs for software functions. Provide Owner, Architect, and Architect's consultants with rights and ability to download logs when requested.
      o. Software needs to be able to link/speak with Newforma.
   3. Provide up to 20 user licenses for use by Owner, Architect, Architect's consultants, and other entities involved in the project.
   4. Comply with the software service's current published licensing agreements.
   5. Training: Provide one-hour, web-based training session for users of software service. Further training is the responsibility of the user.
      a. Representatives of Owner are scheduled and included in this training.
   6. At completion of Project, provide digital archive in format that is readable by common desktop software applications in format acceptable to Architect. Provide data in locked format to prevent further changes.

3.03 PROJECT MEETINGS

A. General: Contractor will schedule and conduct meetings and conferences at Project site unless otherwise indicated. Include the option for attendees to join via a web-based teleconference application
   1. Attendees: Inform participants and others involved, and individuals whose presence is required, of date and time of each meeting. Notify Owner and Architect of scheduled meeting dates and times a minimum of 10 working days prior to meeting.
   2. Agenda: Prepare the meeting agenda. Distribute the agenda to all invited attendees.
   3. Minutes: Entity responsible for conducting meeting will record significant discussions and agreements achieved. Distribute the meeting minutes to everyone concerned, including Owner, Construction Manager, and Architect, within three days of the meeting.

3.04 PRECONSTRUCTION MEETING

A. General: Owner will schedule a preconstruction conference before Contractor commences construction. Preconstruction Conference will be scheduled for a time convenient to Owner, Architect, and Contractor, but no later than 20 days after execution of the Agreement. Meeting will be held at Project site or another convenient location. Owner will distribute the agenda in advance of the meeting. Additionally, at a TBD time and date the Owner will schedule a preconstruction conference to specifically discuss the spray fire resistive material (SFRM) scope of work for the project.

B. Attendance Required: All participants at the conference shall be familiar with eh Project and authorized to conclude matters relating to the Work.
   1. Owner.
   2. Architect.
   3. Contractor.
      a. Project Manager
      b. Superintendent

C. Agenda: Discuss items of significance that could affect progress, including the following:
   1. Preconstruction Submittals:
      a. Construction schedule.
      b. Submittal Schedule.
      c. List of Products.
      d. Schedule of Values.
      e. List of Subcontractors.
      f. Site Logistic Plan.
      g. Quality Control Plan.
      h. Health and Safety Plan.
   2. Phasing.
   3. Critical work sequencing and long-lead items.
   4. Designation of key personnel and their duties.
   5. Procedures and processing of field decisions, submittals, RFI's, testing and inspections, substitutions, applications for payments, proposal request, Change Orders, and Contract closeout procedures.
   6. Use of the premises.
   7. Work restrictions.
   8. Owner's occupancy requirements.
   9. Responsibility for temporary facilities and controls.
   10. Construction waste management and recycling.
   11. Parking availability.
   12. Office, work, and storage areas.
   13. Equipment deliveries and priorities.
   14. Site Safety and Security.
   15. Working Hours
   16. UM Operational protocols and procedures.

D. Owner will record minutes and distribute copies within two days after meeting to participants, and to Architect, Owner, participants, and those affected by decisions made. Include action items and responsible party.

3.05 SITE MOBILIZATION MEETING

A. Schedule meeting at the Project site prior to Contractor occupancy. Site Mobilization Meeting is to be organized by the Construction Manager.

B. Attendance Required: Authorized representatives of the following organizations. Participants at the meeting shall be familiar with Project and authorized to conclude matters relating to the Work.
   1. Contractor
   2. Sub Contractor.
   3. Owner.
   4. Architect.
   5. Contractor's superintendent.
   6. Major subcontractors.
   7. Major suppliers.
   8. Other concerned parties.

C. Agenda: Discuss items of significance that could affect progress, including the following:
   1. Responsibilities and personnel assignments.
   2. Designation of key personnel and their duties.
   3. Lines of communications.
   4. Use of web-based Project software.
   5. Distribution of the Contract Documents.
   6. Use of premises by Owner and Contractor.
   7. Work restrictions.
   8. Working hours.
   9. Parking availability.
   10. Office, work, and storage areas.
   11. Equipment deliveries and priorities.
   12. Owner's requirements and partial occupancy prior to completion.
   13. Construction facilities and controls provided by Owner.
   14. Responsibility for temporary facilities and controls.
   15. Temporary utilities provided by Owner.
   16. Procedures for disruptions and shutdowns.
   17. Survey and building layout.
   18. Security and housekeeping procedures.
   19. Construction waste management and recycling.
   20. Procedures for moisture and mold control.
   21. Schedules.
   22. Phasing.
   23. Critical work sequencing and long lead items.
   24. Application for payment procedures.
   25. Procedures for processing field decisions and Change Orders.
   26. Procedures for RFIs.
   27. Submittal procedures.
   28. Procedures for testing and inspecting.
   29. Procedures for maintaining record documents.
   30. Requirements for start-up of equipment.
   31. Inspection and acceptance of equipment put into service during construction period.
   32. First aid.

D. Record minutes and distribute copies within two days after meeting to participants, including to Architect, Owner, participants, and those affected by decisions made.

3.06 PROGRESS MEETINGS

A. General: Schedule and administer weekly Owner, Architect, Contractor (OAC) progress meetings throughout progress of the work.

B. Make arrangements for meetings, prepare agenda with copies for participants, preside at meetings.

C. Attendance Required: In addition to representatives of Owner and Architect, each contractor, subcontractor, supplier, and other entities concerned with current progress or involved in planning, coordination, or performance of future activities shall be represented at these meetings. Participants at the meeting shall be familiar with Project and authorized to conclude matters relating to the Work.
   1. Contractor .
   2. Sub Contractor.
   3. Owner.
   4. Contractor's Commissioning Authority – when applicable.
   5. Architect.
   6. Contractor's superintendent.
   7. Major subcontractors.
   8. Major suppliers.
   9. Other entities concerned with current progress or involved in planning, coordination, or performance of future activities.

D. Agenda: Review and correct or approve minutes of previous meetings. Review other items of significance that could affect progress. Include topics for discussion as appropriate to status of Project.
   1. Construction Schedule: Review of work progress. Review progress since the last meeting. Determine whether each activity is on time, ahead of schedule, or behind schedule, in relation to Contractor's construction schedule. Determine how construction behind schedule will be expedited; secure commitments from parties involved to do so. Discuss whether schedule revisions are required to ensure that current and subsequent activities will be completed within the Contract Time.
   2. Review current status of the project, present and future needs of each entity present, including the following:
      a. Review of submittals schedule and status of submittals.
      b. Review of RFI log and status of responses.
      c. Forthcoming testing and inspections.
      d. Status of Proposal Requests.
      e. Status of Change Orders.
      f. Field observations, problems, and decisions.
      g. Identification of problems that impede, or will impede, planned progress.
      h. Status of correction of deficient items.
      i. 4-Week Look Ahead Schedule (4WLAS)
      j. Review of off-site fabrication and delivery schedules.
      k. Corrective measures to regain projected schedules. Determine how construction behind schedule will be expedited; secure commitments from parties involved to do so. Discuss whether schedule revisions are required to ensure that current and subsequent activities will be completed within the Contract Time.
      l. Effect of proposed changes on progress schedule and coordination.
      m. Pending claims and disputes.
      n. Review present and future needs of each entity present, including the following:
         1) Interface requirements.
         2) Sequence of operations.
         3) Resolution of BIM component conflicts.
         4) Site access and use.
         5) Temporary facilities and controls.
         6) Progress cleaning.
      o. Other business relating to work.

E. Minutes: Record minutes and distribute copies within two days after meeting to participants, with copies to Architect, Owner, participants, and those affected by decisions made.

1. Action Items: Include a list of action items and person responsible for item. Track this list on follow-on meetings until the action item is resolved.
2. Schedule Updating: Revise Contractor's construction schedule after each progress meeting, where revisions to the schedule have been made or recognized. Issue revised schedule concurrently with the report of each meeting.

3.07 APPLICATION FOR PAYMENT REVIEW PROGRESS MEETING

A. Application for Payment Review Progress Meeting: Conduct project application for payment review progress meetings at the end of each month to review Contractor’s draft payment application and schedule progress update.

B. Attendees: Owner, Contractor, Architect

C. Application for Payment: Contractor shall bring copy of Application for Payment to meeting. Review Application of Payment and required attachments, including the following document in compliance with the Contract Documents:
1. Draft Pay Req
2. Monthly Report Narrative
3. Waivers of Mechanic’s Liens
4. Prevailing Wage Certification
5. Schedule of Values
6. Cost-Loaded Actualized Schedule Update
7. Critical Path Schedule
8. Updated As-Built Drawings
9. Current Submittal Register
10. List of complete tests (as applicable)
11. Commissioning Reports (as applicable)

3.08 PREINSTALLATION MEETINGS

A. Preinstallation Meetings: Conduct a preinstallation conference at Project site before each construction activity when required by other Sections and when required for coordination with other construction.

B. Attendance Required: Installer and representatives of manufacturers and fabricators involved in or affected by the installation and its coordination or integration with other materials and installations that have preceded or will follow, shall attend the meeting. Advise Architect and Contractor of scheduled meeting dates.

C. Agenda: Review progress of other construction activities and preparations for the particular activity under consideration, including requirements for the following:
1. Contract Documents.
2. Options.
3. Related RFIs.
4. Related Change Orders.
5. Purchases.
6. Deliveries.
7. Submittals.
8. Review of mockups.
9. Possible conflicts.
10. Compatibility requirements.
11. Time schedules.
12. Weather limitations.
13. Manufacturer's written instructions.
14. Warranty requirements.
15. Compatibility of materials.
16. Acceptability of substrates.

17. Temporary facilities and controls.
18. Space and access limitations.
19. Regulations of authorities having jurisdiction.
20. Testing and inspecting requirements.
21. Installation procedures.
22. Coordination with other work.
23. Required performance results.
24. Protection of adjacent work.
25. Protection of construction and personnel.

D. Record significant conference discussions, agreements, and disagreements, including required corrective measures and actions.

E. Reporting: Distribute minutes of the meeting to each party present and to other parties requiring information.

F. Do not proceed with installation if the conference cannot be successfully concluded. Initiate whatever actions are necessary to resolve impediments to performance of the Work and reconvene the conference at earliest feasible date.

3.09 COORDINATION MEETINGS

A. Coordination Meetings: Conduct Project coordination meetings at times as appropriate for coordination of specific areas of Work. Project coordination meetings are in addition to specific meetings held for other purposes, such as progress meetings and preinstallation conferences.

B. Attendees: All participants at the meetings shall be familiar with Project and authorized to conclude matters relating to the Work.

C. Agenda: Review and correct or approve minutes of the previous coordination meeting. Review other items of significance that could affect progress. Include topics for discussion as appropriate to status of Project.
   1. Combined Contractor's Construction Schedule: Review progress since the last coordination meeting. Determine whether each contract is on time, ahead of schedule, or behind schedule, in relation to combined Contractor's construction schedule. Determine how construction behind schedule will be expedited; secure commitments from parties involved to do so. Discuss whether schedule revisions are required to ensure that current and subsequent activities will be completed within the Contract Time.
      a. Access.
   2. Schedule Updating: Revise combined Contractor's construction schedule after each coordination meeting, where revisions to the schedule have been made or recognized. Issue revised schedule concurrently with report of each meeting.
   3. Review present and future needs of each contractor present, including the following:
      a. Interface requirements.
      b. Sequence of operations.
   4. Resolution of BIM component conflicts.
      a. Status of submittals.
      b. Deliveries.
      c. Off-site fabrication.
      d. Access.
      e. Site use.
   5. Temporary facilities and controls.
      a. Work hours.
      b. Hazards and risks.
      c. Progress cleaning.
      d. Quality and work standards.
      e. Status of RFIs.
      f. Proposal Requests.

g. Change Orders.
h. Pending changes.

D. Reporting: Record meeting results and distribute copies to everyone in attendance and to others affected by decisions or actions resulting from each meeting.

3.10 PROJECT CLOSEOUT MEETING

A. Project Closeout Conference: Construction Manager will schedule and conduct a project closeout conference, at a time convenient to Owner and Architect, but no later than 30 days prior to the scheduled date of Substantial Completion.
1. Conduct the conference to review requirements and responsibilities related to Project closeout.
2. Attendees: Authorized representatives of Owner, Commissioning Authority, Contractor , Architect, and their consultants; Contractor and its superintendent; major subcontractors; suppliers; and other concerned parties shall attend the meeting. Participants at the meeting shall be familiar with Project and authorized to conclude matters relating to the Work.
3. Agenda: Discuss items of significance that could affect or delay Project closeout, including the following:
a. Preparation of Record Documents to include the areas of ACM abatement and areas of SFRM of existing steel framing and documentation of associated warranties.
b. Procedures required prior to inspection for Substantial Completion and for final inspection for acceptance.
c. Procedures for completing and archiving web-based Project software site data files.
d. Submittal of written warranties.
e. Requirements for completing sustainable design documentation.
f. Requirements for preparing operations and maintenance data.
g. Requirements for delivery of material samples, attic stock, and spare parts.
h. Requirements for demonstration and training.
i. Preparation of Contractor's punch list.
j. Submittal procedures.
k. Owner's partial occupancy requirements.
l. Installation of Owner's furniture, fixtures, and equipment.
m. Responsibility for removing temporary facilities and controls.
4. Minutes: Entity conducting meeting will record and distribute meeting minutes.

3.11 REQUESTS FOR INFORMATION (RFI)

A. Definition: A request seeking one of the following:
1. An interpretation, amplification, or clarification of some requirement of Contract Documents arising from inability to determine from them the exact material, process, or system to be installed; or when the elements of construction are required to occupy the same space (interference); or when an item of work is described differently at more than one place in Contract Documents.

B. The Owner and Architect may request an RFI be submitted for formal documentation

C. Preparation: Prepare an RFI immediately upon discovery of a need for interpretation of Contract Documents. Failure to submit an RFI in a timely manner is not a legitimate cause for claiming additional costs or delays in execution of the work.
1. Prepare a separate RFI for each specific item.
a. Review, coordinate, and comment on requests originating with subcontractors and/or materials suppliers.
b. Do not forward requests which solely require internal coordination between subcontractors.
2. Coordinate and submit RFIs in a prompt manner to avoid delays in Contractor's work or work of subcontractors.

3. RFI Forms: Software-generated form containing content described in this section, acceptable to Architect.
4. Combine RFI and its attachments into a single electronic file in PDF format.

D. Reason for the RFI: Prior to initiation of an RFI, carefully study all Contract Documents to confirm that information sufficient for their interpretation is definitely not included.
1. Include in each request Contractor's signature attesting to good faith effort to determine from Contract Documents information requiring interpretation.
2. Unacceptable Uses for RFIs: Do not use RFIs to request the following::
   a. Approval of submittals (use procedures specified elsewhere in this section).
   b. Approval of substitutions (see Section - 016000 - Product Requirements).
   c. Requests for approval of Contractor's means and methods.
   d. Requests for coordination information already indicated in the Contract Documents.
   e. Requests for interpretation of Architect's actions on submittals.
   f. Changes that entail change in Contract Time and Contract Sum (comply with provisions of the Conditions of the Contract).
   g. Different methods of performing work than those indicated in the Contract Drawings and Specifications (comply with provisions of the Conditions of the Contract).
3. Improper RFIs: Requests not prepared in compliance with requirements of this section, and/or missing key information required to render an actionable response. They will be returned without a response.
4. Frivolous RFIs: Requests regarding information that is clearly indicated on, or reasonably inferable from, Contract Documents, with no additional input required to clarify the question. They will be returned without a response, with an explanatory notation.
   a. The Owner reserves the right to assess the Contractor for the costs (on time-and-materials basis) incurred by the Architect, and any of its consultants, due to processing of such RFIs.
5. Architect will return without response those RFIs submitted to Architect by other entities controlled by Contractor.

E. Content: Include identifiers necessary for tracking the status of each RFI, and information necessary to provide an actionable response.
1. Official Project name and number, and any additional required identifiers established in Contract Documents.
2. Owner's, Architect's, and Contractor's names.
   a. Owner’s Project number
   b. Architect's Project number.
3. Discrete and consecutive RFI number, and descriptive subject/title.
4. Date.
5. Include a detailed, legible description of item needing information or interpretation.
6. Reference to particular Contract Document(s) requiring additional information/interpretation. Identify pertinent drawing and detail number and/or specification section number, title, and paragraph(s).
7. Annotations: Field dimensions and/or description of conditions which have engendered the request.
8. Contractor's suggested resolution: A written and/or a graphic solution, to scale, is required in cases where clarification of coordination issues is involved, for example; routing, clearances, and/or specific locations of work shown diagrammatically in Contract Documents.
9. Impact to Contract Time and Contract Sum resulting from the suggested resolution, if applicable.
10. Contractor's signature.

F. Attachments: Include sketches, coordination drawings, descriptions, photos, submittals, and other information necessary to substantiate the reason for the request.

1. Include dimensions, thicknesses, structural grid references, and details of affected materials, assemblies, and attachments on attached sketches.

G. RFI Log: Prepare and maintain a tabular log of RFIs for the duration of the project.
   1. Indicate current status of every RFI. Update log promptly and on a regular basis.
   2. Note dates of when each request is made, and when a response is received.
   3. Highlight items requiring priority or expedited response.
   4. Highlight items for which a timely response has not been received to date.
   5. Identify and include improper or frivolous RFIs.
   6. Use software log that is part of web-based Project management software. Include the following:
      a. Project name.
      b. Name and address of Contractor.
      c. Name and address of Architect and Construction Manager.
      d. RFI number, including RFIs that were returned without action or withdrawn.
      e. RFI description.
      f. Date the RFI was submitted.
      g. Date Architect's and Construction Manager's response was received.
      h. Identification of related Minor Change in the Work, Construction Change Directive, and Proposal Request, as appropriate

H. Review Time: Architect will respond and return RFIs to Contractor within seven calendar days of receipt. For the purpose of establishing the start of the mandated response period, RFIs received after 12:00 noon will be considered as having been received on the following regular working day.
   1. Response period may be shortened or lengthened for specific items, subject to mutual agreement, and recorded in a timely manner in progress meeting minutes.
   2. Incomplete RFI's may result in lengthened response times, at no fault of the Owner or Architect.

I. Responses: Content of answered RFIs will not constitute in any manner a directive or authorization to perform extra work or delay the project. If in Contractor's belief it is likely to lead to a change to Contract Sum or Contract Time, promptly issue a notice to this effect, and follow up with an appropriate Change Proposal request to Owner according to Section 012600 - Contract Modification Procedures.
   1. Response may include a request for additional information, in which case the original RFI will be deemed as having been answered, and an amended one is to be issued forthwith. Identify the amended RFI with an R suffix to the original number.
   2. Do not extend applicability of a response to specific item to encompass other similar conditions, unless specifically so noted in the response.
   3. Upon receipt of a response, promptly review and distribute it to all affected parties, and update the RFI Log.
   4. Notify Architect within seven calendar days if an additional or corrected response is required by submitting an amended version of the original RFI, identified as specified above.

END OF SECTION 013000

SECTION 013200
CONSTRUCTION PROGRESS DOCUMENTATION

PART 1 - GENERAL

1.01 SECTION INCLUDES

A. Administrative and procedural requirements for documenting the progress of construction during performance of the Work, including the following:
   1. Baseline Construction Schedule Package.
   2. Monthly Construction Progress Schedule.
   3. Weekly Look Ahead Schedule.
   4. Daily construction reports.
   5. Material location reports.
   6. Site condition reports.
   7. Unusual event reports.

1.02 RELATED REQUIREMENTS

A. Section 012900 - Payment Procedures: Schedule of values and requirements for use of cost-loaded schedule for Applications for Payment.

B. Section 013100 - Project Management and Coordination

C. Section 013300 – Submittal Procedures

D. Section 014000 - Quality Requirements: Schedule of tests and inspections.

1.03 DEFINITIONS

A. Activity: A discrete part of a project that can be identified for planning, scheduling, monitoring, and controlling the construction Project. Activities included in a construction schedule consume time and resources.
   1. Critical Activity: An activity on the critical path that must start and finish on the planned early start and finish times.
   2. Predecessor Activity: An activity that precedes another activity in the network.
   3. Successor Activity: An activity that follows another activity in the network.

B. Baseline Schedule: A schedule that is developed prior to commencement of work and serves as the original planned construction schedule. The baseline schedule is the original construction schedule that is used to evaluate construction progress, delays, and changes. It must be approved by the Architect and Owner prior to commencement of construction.

C. Cost Loading: The allocation of the schedule of values for completing an activity as scheduled. The sum of costs for all activities must equal the total Contract Sum.

D. CPM: Critical path method, which is a method of planning and scheduling a construction project where activities are arranged based on activity relationships. Network calculations determine the critical path of Project and when activities can be performed.

E. Critical Path: The longest connected chain of interdependent activities through the network schedule that establishes the minimum overall Project duration and contains no float.

F. Data Date: The last date that progress is recorded in the reporting period.

G. Event: The starting or ending point of an activity.

H. Final Completion: The point in time when all contract requirements are complete and verified with the Owner and Architect.

I. Float: The measure of leeway in starting and completing an activity.
   1. Float time is not for the exclusive use or benefit of either Owner or Contractor, but is a jointly owned, expiring Project resource available to both parties as needed to meet schedule milestones and Contract completion date.
   2. Free float is the amount of time an activity can be delayed without adversely affecting the early start of the successor activity.
   3. Total float is the measure of leeway in starting or completing an activity without adversely affecting the planned Project completion date.

J. Fragnet: A partial or fragmentary network schedule that breaks down activities into smaller activities for greater detail.

K. Major Area: A story of construction, a separate building, or a similar significant construction element.

L. Milestone: A key or critical point in time for reference or measurement.

M. Network Diagram: A graphic diagram of a network schedule, showing activities and activity relationships.

N. Period of Performance: The contract duration starting from date of the Contract Agreement to the date of Final Completion.

O. Resource Loading: The allocation of manpower and equipment necessary for completing an activity as scheduled.

P. Substantial Completion: The point in time the Owner would consider the project ready for beneficial occupancy wherein by mutual agreement of the Owner, Architect, and Contractor, and by which a Certificate of Occupancy has been achieved, Owner use of the facility is allowed while construction access continues in order to complete remaining items (e.g., punchlist and other close-out submittals).

Q. Time Impact Analysis (TIA): Forensic schedule method used to evaluate how a specific delay impacts a project's critical path and overall completion date.

R. Work Breakdown Structure (WBS): a hierarchical decomposition of a project's total scope into smaller, manageable deliverables and work components, acting as the project's outline to organize work phases before defining specific activities.

1.04 SUBMITTALS

A. Format for Submittals: Submit required submittals in the following format:
   1. Working electronic copy of native schedule file.

2. PDF file.

B. Baseline Construction Schedule Package: Contractor shall utilize professional construction scheduling computer software to develop a cost-loaded baseline schedule and maintain construction progress reporting throughout the duration of the project. Submit in 11x17 .pdf and native file format to the Owner and Architect for review and acceptance prior to the preconstruction meeting. Contractor shall prepare and submit the below schedules and associated Gantt Charts as part of the baseline schedule package. Submittal of cost-loaded baseline construction schedule will not constitute approval of schedule of values for cost-loaded activities, but it will be reviewed concurrently with the schedule of values.
1. Full Construction Schedule for entire construction period
2. Critical Path Schedule.
3. Milestone Schedule.

C. Monthly Construction Progress Schedule: Submit with Applications for Payment.

D. Daily Construction Reports: Make available on Project software on a weekly basis.

E. Special Reports: Submit at time of unusual event.

1.05 COORDINATION

A. Coordinate preparation and processing of schedules and reports with performance of construction activities and with schedule and reporting of separate contractors.

B. Coordinate Contractor's Construction Schedule with the schedule of values, submittal schedule, progress reports, payment requests, and other required schedules and reports.
1. Secure time commitments for performing critical elements of the Work from entities involved.
2. Coordinate each construction activity in the network with other activities, and schedule them in proper sequence.

PART 2 - PRODUCTS

2.01 BASELINE CONSTRUCTION SCHEDULE PACKAGE

A. Deliverables:
1. Provide the project’s full, cost-loaded, baseline schedule in 11x17 .pdf and native file formats
2. Utilizing the project’s full baseline schedule, provide the project milestone schedule in 11x17 .pdf format
3. Utilizing the project’s full baseline schedule, provide the project’s critical path schedule in 11x17 .pdf format

B. Activities: Treat each floor or separate area as a separate numbered activity for each main element of the Work. Comply with the following:
1. Activity Identification and Organization:
a. Identify construction activities planned for the project and other activities that could impact project completion if delayed in the schedule.
b. Each activity must have a unique name

c. Identify administrative type activities, including all pre-construction submittal and permit requirements prior to mobilization.
d. Include durations for procurement, Contractor quality control, acceptance testing and training
e. Include the Owner/Architect approval time required for the submittals that require approval prior to the associated construction activities

2. Logic:
   a. With the exception of the Contract Award and Final Completion milestone activities, activity must not be open-ended; each activity must have at least one predecessor and at least one successor.
   b. Activities must not have open start or open finish logic.
   c. Minimize redundant logic ties.
   d. Activity type for all activities except for milestones must be set to "Task Dependent".
   e. Duration Type for all activities except for milestones must be set to "Fixed Duration & Units".
   f. Percent Complete type for all activities including milestones must be set to "Physical".
3. Assigned Calendars:
   a. All activities must be assigned calendars that reflect required and anticipated non-work days. Total work hours/day for all defined calendars are to be set to 8.
4. Work Stages: Indicate important stages of construction for each major portion of the Work, including, but not limited to, the following:
   a. Subcontract awards.
   b. Submittals.
   c. Purchases.
   d. Mockups.
   e. Fabrication.
   f. Sample testing.
   g. Deliveries.
   h. Installation.
   i. Tests and inspections.
   j. Adjusting.
   k. Curing.
   l. Building flush-out.
   m. Startup and placement into final use and operation.
   n. Commissioning.
5. Activity Categories: Include the following activity categories, as applicable, in the baseline schedule to accurately reflect the project's planned progress.
   a. Management Activities:
      1) Include cost-loaded management activities that will track the Contractor's General Conditions for payment progress throughout the duration of the project. Contractor may include a single General Conditions activity that will be progress billed monthly based on percent complete, or Contractor may include a General Conditions activity for each month of construction which will be billed monthly.
   b. Pre-Construction Activities:
      1) Include pre-construction activities that are required to be completed prior to the Contractor mobilizing and commencing demolition and/or construction.

2) At a minimum, the following activities must be included:
   a) Bonds and Insurance
   b) Permits
   c) Preconstruction Submittals and Approvals
   d) Regulatory Agency Approvals
   e) Temporary Facilities

c. Procurement Activities:
   1) Include procurement process activities for long lead items and major items, requiring a cycle of more than 60 days, as separate activities in schedule. At a minimum, separate procurement activities must be provided for critical items, long lead items, and material/equipment procurement for which payment will be requested in advance of installation.
   2) Include review and resubmittal times indicated in Section 013300 "Submittal Procedures" in schedule. Coordinate submittal review times in Contractor's Baseline Construction Schedule with Submittals Schedule.
   3) Show each delivery with relationship tie to the associated Construction Activity.
   4) At a minimum, the following activities must be included:
      a) Materials/equipment submittals and approvals
      b) Fabrication
      c) Delivery

d. Owner Activities:
   1) Owner and other agency activities that could impact progress must be clearly identified.
   2) At a minimum, the following activities must be included:
      a) Permits
      b) Utility Outages
      c) Delivery of Owner Furnished Material/Equipment

e. Construction Activities:
   1) Include construction work activities for each unique work activity. Examples include, but are not limited to: site grubbing and clearing, excavation, backfilling, concrete reinforcing, concrete formwork, concrete placement, trenching, conduit installation, terminations, etc.
   2) On-site construction activities that are the responsibility of the Contractor or Contractor’s subcontractors must not have a duration in excess of 15 working days without prior approval of the Owner. Contractor activities must be driven by calendars that reflect Saturdays and Sundays as non-work days, unless otherwise defined in the contract.
   3) Within the work breakdown structure (WBS) on-site construction activities are to be organized and grouped primarily by phasing and secondarily by Specification Division.

f. Closeout Activities:
   1) Include activities or milestones that are applicable to the project. At a minimum, the following activities are to be included:
      a) Contractor Testing, Startup, and Inspections
      b) Commissioning
      c) Owner Training
      d) O&M Manuals
      e) As-Built Drawings

f) Punchlist Inspection
g) Certificate of Occupancy Inspection

C. Constraints: Include constraints and work restrictions indicated in the Contract Documents and as follows showing how the sequence of the Work is affected
1. Work Restrictions: Show the effect of the following items on the schedule:
a. Coordination with existing construction.
b. Limitations of continued occupancies.
c. Uninterruptible services.
d. Partial occupancy before Substantial Completion.
e. Use of premises restrictions.
f. Provisions for future construction.
g. Seasonal variations.
h. Environmental control.
i. Restriction of noise making operations during final exam weeks.

D. Milestones:
1. Include milestones indicated in the Contract Documents.
2. At a minimum, the following activities are to be included:
a. Contract Award
b. Preconstruction Submittals
c. Preconstruction Meeting
d. Mobilization
e. Commissioning
f. Substantial Completion
g. Demobilization
h. Final Completion
3. Include as the first activity in the schedule a start milestone titled, “Contract Award”, which must have a Mandatory Start constraint equal to the Contract Award Date.
4. Include an unconstrained finish milestone titled, “Preconstruction Submittals”, which is the date that all preconstruction submittals have been received and approved.
5. Include an unconstrained finish milestone titled, “Preconstruction Meeting”.
6. Include an unconstrained finish milestone titled, “Mobilization”.
7. Include an unconstrained finish milestone titled, “Substantial Completion”. Indicate completion in advance of date established for Substantial Completion and allow time for Architect's administrative procedures necessary for certification of Substantial Completion. Include a separate Substantial Completion Milestone for each phase if the contract required construction to be completed in phases.

E. Computer Software: Prepare schedules using a professional program that has been developed specifically to manage construction schedules.

2.02 MONTHLY CONSTRUCTION PROGRESS SCHEDULE

A. Progress Reporting:
1. Update the project schedule based upon progress made in the current reporting period, indicating Actual Completion percentage for each activity. The reporting period extends from the 1st of the month to the last day of the month. The first monthly update is to utilize the baseline schedule as the basis for the update. Thereafter, updates are to be

made to the previous month's schedule update, ensuring that the schedule is showing an accurate history of the project's progress.

2. Update activities with actual start and finish dates. If an activity has started and is still in progress, update the physical percent complete to provide a clear understanding of the activity's progress.
3. Change any logic necessary to account for revised work schedules, delays, etc.
4. Progress the schedule utilizing the accurate data date so that the Owner and Architect can easily identify the work completed on the Gantt Chart.
5. At the header of the schedule, provide a legend that identifies the cost correlation line, indicating planned and actual progress.

B. Earned Value Report: The Monthly Construction Progress Schedule is updated monthly from the Project Baseline Schedule and will therefore determine the monthly contract earnings during each update period utilizing an Earned Value Report.

1. On the task line, show dollar volume of the Work performed as of dates used for preparation of payment requests. The pay period shall extend from the 1st of the month to the last day of the month.
2. Include the below columns in the Earned Value Report. The Gantt Chart is not required to be included with the Earned Value Report
   a. Activity Number
   b. Activity Description
   c. Duration
   d. Start
   e. Finish
   f. Percent Complete
   g. Cost Earned
   h. Cost Remaining
3. Refer to Section 01 29 00 "Payment Procedures" for cost reporting and payment procedures.

C. Distribution: Distribute copies of the updated monthly schedule to Architect, Owner, separate contractors, testing and inspecting agencies, and other parties identified by Contractor with a need-to-know schedule responsibility.

1. Post copies in Project meeting rooms and temporary field offices.
2. When revisions are made, distribute updated schedules to the same parties and post in the same locations. Delete parties from distribution when they have completed their assigned portion of the Work and are no longer involved in performance of construction activities.

D. Recovery Schedule: When monthly updates indicate the Work is 14 or more calendar days behind the current approved schedule, submit a separate recovery schedule indicating means by which Contractor intends to regain compliance with the schedule. Indicate changes to working hours, working days, crew sizes, equipment required to achieve compliance, and date by which recovery will be accomplished.

2.03 WEEKLY LOOK AHEAD

A. Prepare and issue a Four-Week Look Ahead Schedule to provide a more detailed day-to-day plan of upcoming work identified in the current schedule. Requirements include:

1. For each schedule activity, identify the parent Baseline Schedule activity number.

2. Update schedule each week to show the planned work for the following four-week period. Submit the look ahead schedule 1-work day prior to the weekly Owner, Architect, Contractor (OAC) meeting each week.
3. Include upcoming outages, closures, pre-installation meetings, testing and inspections, etc.
4. Identify critical path activities on the Weekly Look Ahead Schedule
5. Identify any offsite fabrication and production activities.

2.04 DAILY CONSTRUCTION REPORTS

A. Daily Construction Reports: Prepare a daily construction report recording the following information concerning events at Project site:
1. List of subcontractors at Project site.
2. List of separate contractors at Project site.
3. Approximate count of personnel at Project site.
4. Equipment at Project site.
5. Material deliveries.
6. High and low temperatures and general weather conditions, including presence of rain or snow.
7. Testing and inspection.
8. Accidents.
9. Meetings and significant decisions.
10. Unusual events.
11. Stoppages, delays, shortages, and losses.
12. Meter readings and similar recordings.
13. Emergency procedures.
14. Orders and requests of authorities having jurisdiction.
15. Change Orders received and implemented.
16. Construction Change Directives received and implemented.
17. Services connected and disconnected.
18. Equipment or system tests and startups.
19. Partial completions and occupancies.
20. Substantial Completions authorized.

2.05 MATERIAL LOCATION REPORT

A. Material Location Reports: At monthly intervals, prepare and submit a comprehensive list of materials delivered to and stored at Project site. List shall be cumulative, showing materials previously reported plus items recently delivered. Include with list a statement of progress on and delivery dates for materials or items of equipment fabricated or stored away from Project site. Indicate the following categories for stored materials:
1. Material stored prior to previous report and remaining in storage.
2. Material stored prior to previous report and since removed from storage and installed.
3. Material stored following previous report and remaining in storage.

2.06 SITE CONDITION REPORTS

A. Immediately on discovery of a difference between site conditions and the Contract Documents, prepare and submit a detailed report. Submit with a Request for Information.

Include a detailed description of the differing conditions, together with recommendations for changing the Contract Documents.

2.07 SPECIAL REPORTS

A. When an event of an unusual and significant nature occurs at Project site, whether or not related directly to the Work, prepare and submit a special report. List chain of events, persons participating, responses by Contractor's personnel, evaluation of results or effects, and similar pertinent information. Advise Owner in advance when these events are known or predictable.

1. Submit special reports to Architect within one day(s) of an occurrence. Distribute copies of report to parties affected by the occurrence

PART 3 - EXECUTION

3.01 CONTRACT MODIFICATIONS

A. Time Impact Analysis (TIA):

1. Submit a Time Impact Analysis with each cost and time proposal for a proposed change. TIA must illustrate the influence of each change or delay on the Final Completion Date. No time extensions will be granted unless a delay occurs which consumes all available Project Float, impacts the critical path, and extends the Final Completion Date. To demonstrate the delay, each TIA must include a narrative summary, a schedule fragnet that is used to define the scope of the change, the unimpacted schedule, the impacted schedule, and the impacted critical path.
2. The narrative summary must:
    a. Define the scope and conditions of the change
    b. Identify the party responsible for the delay. Multiple parties may be responsible if there are concurrent delays.
    c. Identify any concurrent delays.
    d. Describe how the impact originated
    e. Provide start and finish dates on the impact to critical path
    f. Identify the unimpacted schedule
    g. Identify successor and predecessor activities to the impact period
3. All TIAs must include any mitigation, and must determine the apportionment of the overall delay assignable to each individual delay. Apportionment must provide identification of delay type and classification of delay by compensable and non-compensable events. The associated narrative must clearly describe analysis methodology used, and the findings in a chronological listing beginning with the earliest delay event.
4. Identify and classify types of delay as follows:
    a. Force Majeure Delay (e.g. weather delay): Any delay event caused by something or someone other than the Owner, Architect, or the Contractor. Contractor must demonstrate that the identified Force Majeure Delay is in excess of 30-year historical averages and what would typically be considered normal precipitation for the given monthly period.
    b. Contractor Delay: Any delay event caused by the Contractor.
    c. Owner Delay: Any delay event caused by the Owner or Architect

B. Executed Modifications:

1. When Owner approves a change proposal and executes a modification, Contractor shall immediately incorporate the modification TIA Fragnet into the most recent Monthly Schedule update. The Modification TIA shall be incorporated under a separate WBS and is to be names so as to match the corresponding Modification number and description.

END OF SECTION 013200

SECTION 013300
SUBMITTAL PROCEDURES

PART 1 GENERAL

1.01 SECTION INCLUDES

A. Submittal schedule requirements.

B. Administrative and procedural requirements for submittals.

1.02 REFERENCE STANDARDS

A. AWS B2.1/B2.1M - Specification for Welding Procedure and Performance Qualification; 2021, with Errata (2023).

1.03 RELATED REQUIREMENTS

A. Section 012900 - Payment Procedures: Submitting Applications for Payment and the schedule of values.

B. Section 013000 – Administrative Requirements: Submitting coordination drawings and subcontract list and for requirements for web-based Project software.

C. Section 013200 - Construction Progress Documentation: Submitting schedules and reports, including Contractor's construction schedule.

D. Section 014000 - Quality Requirements: Submitting test and inspection reports, and schedule of tests and inspections.

E. Section 017800 - Closeout Submittals: Submitting closeout submittals and maintenance material submittals.

F. Section 017900 - Demonstration and Training: Submitting video recordings of demonstration of equipment and training of Owner's personnel.

G. Division 01 to 33 Sections for specific requirements for submittals in those Sections.

1.04 DEFINITIONS

A. Action Submittals: Written and graphic information and physical samples that require Architect's responsive action. Action submittals are those submittals indicated in individual Specification Sections as "action submittals."

B. Informational Submittals: Written and graphic information and physical samples that do not require Architect's responsive action. Submittals may be rejected for not complying with requirements. Informational submittals are those submittals indicated in individual Specification Sections as "informational submittals."

1.05 SUBMITTAL SCHEDULE

A. Submittal Schedule: Submit, as an action submittal, a list of submittals, arranged in chronological order by dates required by construction schedule. Include time required for review, ordering, manufacturing, fabrication, and delivery when establishing dates. Include additional time required for making corrections or revisions to submittals noted by Architect and Contractor r and additional time for handling and reviewing submittals required by those corrections.

1. Coordinate submittal schedule with list of subcontracts, the schedule of values, and Contractor's construction schedule.
2. Initial Submittal Schedule: Submit concurrently with startup construction schedule. Include submittals required during the first 60 days of construction. List those submittals required to maintain orderly progress of the Work and those required early because of long lead time for manufacture or fabrication.
3. Final Submittal Schedule: Submit concurrently with the first complete submittal of Contractor's construction schedule.
    a. Submit revised submittal schedule as required to reflect changes in current status and timing for submittals.
    b. If the submittal schedule is not provided in accordance with this section, the processing times indicated within this section shall be void. Review time will be determined at the Architect's discretion and no extension of Contract Time will be authorized.
4. Format: Arrange the following information in a tabular format:
    a. Specification Section number and title.
    b. Specification Paragraph and Subparagraph numbers.
    c. Submittal Description.
    d. Submittal Type:
        1) Preconstruction
        2) Product Data
        3) Coordination Drawings
        4) Shop Drawings
        5) Samples
        6) Schedules
        7) Qualification Data
        8) Design Data
        9) Certificates
        10) Test Data/Reports
        11) Delegated Design
        12) Closeout
    e. Submittal Category:
        1) Action
        2) Informational
    f. Name of subcontractor.
    g. Scheduled date for Submission to Architect
    h. Scheduled date for Architect’s and Contractor’s final release or approval.
    i. Scheduled date of fabrication.
    j. Scheduled dates for installation.
    k. Associated Schedule Activity.

1.06 SUBMITTAL FORMATS

A. Submittal Information: Include the following information in each submittal:
   1. Project name.
   2. Date.
   3. Name of Architect.
   4. Name of Contractor .
   5. Name of firm or entity that prepared submittal.
   6. Names of subcontractor, manufacturer, and supplier.
   7. Unique submittal number, including revision identifier. Include Specification Section number with sequential alphanumeric identifier and alphanumeric suffix for resubmittals.
   8. Category and type of submittal.
   9. Submittal purpose and description.
   10. Number and title of Specification Section, with paragraph number and generic name for each of multiple items.
   11. Drawing number and detail references, as appropriate.
   12. Indication of full or partial submittal.
   13. Location(s) where product is to be installed, as appropriate.
   14. Review stamp of Contractor indicating the Contractor has reviewed the submittal for completeness and accuracy.
   15. Other necessary identification.
   16. Remarks.
   17. Signature of transmitter.

B. Options:
   1. Identify options requiring selection by Architect.
   2. Identify product model numbers, sizes, features, and options that are being submitted

C. Deviations and Additional Information: On each submittal, clearly indicate deviations from requirements in the Contract Documents, including minor variations and limitations; include relevant additional information and revisions, other than those requested by Architect and Contractor on previous submittals. Indicate by highlighting on each submittal or noting on attached separate sheet.

D. Submittals Utilizing Web-Based Project Software: Prepare submittals as PDF files or other format indicated by Project management software.
   1. Contact kdamuth@smrtinc.com for additional email and process requirements.

1.07 SUBMITTAL PROCEDURES

A. Prepare and submit submittals required by individual Specification Sections. Types of submittals are indicated in individual Specification Sections.
   1. Web-Based Project Management Software: Prepare submittals in PDF form, and upload to web-based Project management software website. Enter required data in web-based software site to fully identify submittal.
   2. Reduce file sizes to the greatest extent possible without compromising image quality or readability and search capabilities.
   3. Include Owner Representative on all submittal reviews. Owner Representative will review select submittals concurrently with Architect and will provide review comments to Architect for incorporation into a consolidated review package.

B. Coordination: Coordinate preparation and processing of submittals with performance of construction activities.
   1. Coordinate each submittal with fabrication, purchasing, testing, delivery, other submittals, and related activities that require sequential activity.
   2. Submit all submittal items required for each Specification Section concurrently unless partial submittals for portions of the Work are indicated on approved submittal schedule.
   3. Submit action submittals and informational submittals required by the same Specification Section as separate packages under separate transmittals.
   4. Coordinate transmittal of submittals for related parts of the Work specified in different Sections, so processing will not be delayed because of need to review submittals concurrently for coordination.
      a. Architect and Contractor reserve the right to withhold action on a submittal requiring coordination with other submittals until related submittals are received.

C. Processing Time: Allow time for submittal review, including time for resubmittals, as follows. Time for review shall commence on Architect and Owner Representative's receipt of submittal. No extension of the Contract Time will be authorized because of failure to transmit submittals enough in advance of the Work to permit processing, including resubmittals.
   1. Initial Review: Allow 10 working days for initial review of each submittal. Allow additional time if coordination with subsequent submittals is required. Architect will advise Contractor when a submittal being processed must be delayed for coordination.
   2. Intermediate Review: If intermediate submittal is necessary, process it in same manner as initial submittal.
   3. Resubmittal Review: Allow 10 working days for review of each resubmittal.

D. Resubmittals: Make resubmittals in same form and number of copies as initial submittal.
   1. Note date and content of previous submittal.
   2. Note date and content of revision in label or title block, and clearly indicate extent of revision. Include a revision summary that indicates what has been revised from the previous submittal.
   3. Resubmit submittals until they are marked with approval notation from Architect's and Construction Manager's action stamp. Repeated submissions of inadequate or deficient submittals will be considered inexcusable delays and may result in rejected progress payments.

E. Distribution: Furnish copies of final submittals to manufacturers, subcontractors, suppliers, fabricators, installers, authorities having jurisdiction, and others as necessary for performance of construction activities. Show distribution on transmittal forms.

F. Use for Construction: Retain complete copies of submittals on Project site. Use only final action submittals that are marked with approval notation from Architect's and Construction Manager's action stamp.

1.08 SUBMITTAL REQUIREMENTS

A. Preconstruction Submittals: Prepare and submit the listed documentation that is required prior to the on-site preconstruction meeting and commencement of field work. Comply with applicable Division 01 Specifications:
   1. Schedule of Values: Submit in accordance with 01 29 00 "Payment Procedures"

2. Cost-Loaded Construction Schedule: Submit in accordance with 01 32 00 “Construction Progress Documentation”
3. Site-Specific Safety Plan: Submit in accordance with 01 40 00 “Quality Requirements”
4. Site Logistics Plan: Submit in accordance with 01 40 00 “Quality Requirements”
5. Quality Control Plan: Submit in accordance with 01 40 00 “Quality Requirements”
6. Schedule of Tests and Inspections: Submit in accordance with 01 40 00 “Quality Requirements”
7. Existing Conditions Report
8. Permits, Licenses, and Certificates

B. Product Data: Collect information into a single submittal for each element of construction and type of product or equipment.
1. If information must be specially prepared for submittal because standard published data are unsuitable for use, submit as Shop Drawings, not as Product Data.
2. Mark each copy of each submittal to show which products and options are applicable.
3. Include the following information, as applicable:
    a. Manufacturer's catalog cuts.
    b. Manufacturer's product specifications.
    c. Manufacturer’s instructions for delivery, storage, assembly, installation, and finishing.
    d. Standard color charts.
    e. Statement of compliance with specified referenced standards.
    f. Testing by recognized testing agency.
    g. Application of testing agency labels and seals.
    h. Notation of coordination requirements.
    i. Availability and delivery time information.
4. For equipment, include the following in addition to the above, as applicable:
    a. Wiring diagrams that show factory-installed wiring.
    b. Printed performance curves.
    c. Operational range diagrams.
    d. Clearances required to other construction, if not indicated on accompanying Shop Drawings.
5. Submit Product Data before Shop Drawings, and before or concurrently with Samples.

C. Shop Drawings: Prepare Project-specific information, drawn accurately to scale. Do not base Shop Drawings on reproductions of the Contract Documents or standard printed data unless submittal based on Architect's digital data drawing files is otherwise permitted.
1. Preparation: Fully illustrate requirements in the Contract Documents. Include the following information, as applicable:
    a. Identification of products.
    b. Schedules.
    c. Compliance with specified standards.
    d. Notation of coordination requirements.
    e. Notation of dimensions established by field measurement.
    f. Relationship and attachment to adjoining construction clearly indicated.
    g. Seal and signature of professional engineer if specified.

D. Coordination Drawings: Comply with requirements specified in Section 01 31 10 “Project Coordination Drawings”

E. Samples: Submit Samples for review of type, color, pattern, and texture for a check of these characteristics with other materials.
   1. Transmit Samples that contain multiple, related components, such as accessories together in one submittal package.
   2. Identification: Permanently attach label on unexposed side of Samples that includes the following:
      a. Project name and submittal number.
      b. Generic description of Sample.
      c. Product name and name of manufacturer.
      d. Sample source.
      e. Number and title of applicable Specification Section.
      f. Specification paragraph number and generic name of each item.
   3. Web-Based Project Management Software: Prepare submittals in PDF form, and upload to web-based Project software website. Enter required data in web-based software site to fully identify submittal.
   4. Disposition: Maintain sets of approved Samples at Project site, available for quality-control comparisons throughout the course of construction activity. Sample sets may be used to determine final acceptance of construction associated with each set.
   5. Samples for Initial Selection: Submit manufacturer's color charts consisting of units or sections of units, showing the full range of colors, textures, and patterns available.
      a. Number of Samples: Submit two full set(s) of available choices where color, pattern, texture, or similar characteristics are required to be selected from manufacturer's product line. One set shall be delivered to the Architect, and one set shall be delivered to the Owner’s Representative. Architect, through Construction Manager, will return submittal with options selected.
   6. Samples for Verification: Submit full-size units or Samples of size indicated, prepared from same material to be used for the Work, cured and finished in manner specified, and physically identical with material or product proposed for use, and that show full range of color and texture variations expected. Samples include, but are not limited to, the following: partial sections of manufactured or fabricated components; small cuts or containers of materials; complete units of repetitively used materials; swatches showing color, texture, and pattern; color range sets; and components used for independent testing and inspection.
      a. Number of Samples: Submit four sets of Samples. Architect, Owner Representative, and Contractor will each retain one Sample set; remainder will be returned.
         1) Submit a single Sample where assembly details, workmanship, fabrication techniques, connections, operation, and other similar characteristics are to be demonstrated.
         2) If variation in color, pattern, texture, or other characteristic is inherent in material or product represented by a Sample, submit at least three sets of paired units that show approximate limits of variations.

F. Product Schedule: As required in individual Specification Sections, prepare a written summary indicating types of products required for the Work and their intended location. Include the following information in tabular form:
   1. Type of product. Include unique identifier for each product indicated in the Contract Documents or assigned by Contractor if none is indicated.
   2. Manufacturer and product name, and model number if applicable.
   3. Number and name of room or space.

4. Location within room or space.

G. Qualification Data: Prepare written information that demonstrates capabilities and experience of firm or person. Include lists of completed projects with project names and addresses, contact information of architects and owners, and other information specified.

H. Design Data: Prepare and submit written and graphic information indicating compliance with indicated performance and design criteria in individual Specification Sections. Include list of assumptions and summary of loads. Include load diagrams if applicable. Provide name and version of software, if any, used for calculations. Number each page of submittal.

I. Certificates:
1. Certificates and Certifications Submittals: Submit a statement that includes signature of entity responsible for preparing certification. Certificates and certifications shall be signed by an officer or other individual authorized to sign documents on behalf of that entity. Provide a notarized signature where indicated.
2. Installer Certificates: Submit written statements on manufacturer's letterhead, certifying that Installer complies with requirements in the Contract Documents and, where required, is authorized by manufacturer for this specific Project.
3. Manufacturer Certificates: Submit written statements on manufacturer's letterhead, certifying that manufacturer complies with requirements in the Contract Documents. Include evidence of manufacturing experience where required.
4. Material Certificates: Submit written statements on manufacturer's letterhead, certifying that material complies with requirements in the Contract Documents.
5. Product Certificates: Submit written statements on manufacturer's letterhead, certifying that product complies with requirements in the Contract Documents.
6. Welding Certificates: Prepare written certification that welding procedures and personnel comply with requirements in the Contract Documents. Submit record of AWS B2.1/B2.1M on AWS forms. Include names of firms and personnel certified.

J. Test and Research Reports:
1. Compatibility Test Reports: Submit reports written by a qualified testing agency, on testing agency's standard form, indicating and interpreting results of compatibility tests performed before installation of product. Include written recommendations for substrate preparation and primers required.
2. Field Test Reports: Submit written reports indicating and interpreting results of field tests performed either during installation of product or after product is installed in its final location, for compliance with requirements in the Contract Documents.
3. Material Test Reports: Submit reports written by a qualified testing agency, on testing agency's standard form, indicating and interpreting test results of material for compliance with requirements in the Contract Documents.
4. Preconstruction Test Reports: Submit reports written by a qualified testing agency, on testing agency's standard form, indicating and interpreting results of tests performed before installation of product, for compliance with performance requirements in the Contract Documents.
5. Product Test Reports: Submit written reports indicating that current product produced by manufacturer complies with requirements in the Contract Documents. Base reports on evaluation of tests performed by manufacturer and witnessed by a qualified testing agency, or on comprehensive tests performed by a qualified testing agency.

K. Closeout: Comply with requirements specified in Section 01 77 00 “Closeout Procedures”

1.09 DELEGATED DESIGN SERVICES

A. Performance and Design Criteria: Where professional design services or certifications by a design professional are specifically required of Contractor by the Contract Documents, provide products and systems complying with specific performance and design criteria indicated.
   1. If criteria indicated are insufficient to perform services or certification required, submit a written request for additional information to Architect.

B. Delegated Design Services Certification: In addition to Shop Drawings, Product Data, and other required submittals, submit digitally signed PDF file copies of certificate, signed and sealed by the responsible design professional, for each product and system specifically assigned to Contractor to be designed or certified by a design professional.
   1. Indicate that products and systems comply with performance and design criteria in the Contract Documents. Include list of codes, loads, and other factors used in performing these services.

1.10 CONTRACTOR'S REVIEW

A. Action Submittals and Informational Submittals: Review each submittal and check for coordination with other Work of the Contract and for compliance with the Contract Documents. Note corrections and field dimensions. Mark with approval stamp before submitting to Architect and Construction Manager.

B. Contractor's Approval: Indicate Contractor's approval for each submittal with indication in web-based Project management software. Include name of reviewer, date of Contractor's approval, and statement certifying that submittal has been reviewed, checked, and approved for compliance with the Contract Documents.
   1. Architect, Owner, and Construction Manager will not review submittals received from Contractor that do not have Contractor's review and approval.

1.11 ARCHITECT’S AND CONTRACTOR’S REVIEW

A. Action Submittals: Architect and Construction Manager will review each submittal, indicate corrections or revisions required , and return.
   1. Submittals by Web-Based Project Management Software: Architect and Contractor will indicate, on Project management software website, the appropriate action.

B. Informational Submittals: Architect and Construction Manager will review each submittal and will not return it, or will return it if it does not comply with requirements. Architect and Construction Manager will forward each submittal to appropriate party.

C. Partial submittals prepared for a portion of the Work will be reviewed when use of partial submittals has received prior approval from Architect and Contractor

D. Incomplete submittals are unacceptable, will be considered nonresponsive, and will be returned for resubmittal without review.

E. Architect and Contractor will return without review submittals received from sources other than Contractor.

F. Submittals not required by the Contract Documents will be returned by Architect without action.

PART 2 PRODUCTS (NOT USED)

PART 3 EXECUTION (NOT USED)

END OF SECTION 013300

SECTION 01 35 13.43
SPECIAL PROVISIONS FOR CONTAMINATED SITES

PART 1 GENERAL

1. PRE-ABATEMENT MEETING

1.1 Contractor shall attend a pre-abatement (or pre-construction) meeting. The date, time and location of the meeting will be determined by all parties associated with the Project. Attending the pre-construction meeting will be representatives of the Owner and the Owner's agents along with ESP (Asbestos Project Manager, Air Monitor) who will actually participate in the Owner's testing/monitoring program.

1.2 The Contractor and supervisory personnel who will provide on-site, day-to-day direction of the abatement activities shall attend.

1.3 At the pre-construction meeting, the Contractor shall provide all submittals (if available) as required in Sections 00 73 01 and 00 22 13. In addition, Contractor shall be prepared to provide detailed information concerning:

1.3.1 Preparation of work area;
1.3.2 Personal protective equipment, including respiratory protection and protective clothing;
1.3.3 Employees who will participate in the project, including delineation of experience, training and assigned responsibilities during the project;
1.3.4 Decontamination procedures for personnel, work area and equipment;
1.3.5 Abatement methods and procedures to be utilized;
1.3.6 Required air monitoring procedures;
1.3.7 Procedures for handling and disposing of waste materials;
1.3.8 Procedures for final decontamination and cleanup;
1.3.9 A sequence of work and performance schedule;
1.3.10 Procedures for dealing with heat stress;
1.3.11 Emergency procedures; and,
1.3.12 Written Safety Program including Lock-out Tag-out procedures.

2. SITE SECURITY

2.1 The work area is to be restricted to only authorized, trained, and protected personnel. These may include the Contractor's employees, employees of Subcontractors, Owner employees and representatives, State and Local inspectors, and any other designated individuals.

2.2 Entry into the work area by unauthorized individuals shall be reported immediately to the Owner's Representative.

2.3 A log book shall be maintained in the clean-room area of the worker decontamination system. Anyone who enters the work area must record name, affiliation, time in, and time out for each entry.

2.4 Access to the work area shall be through a single worker decontamination system at a location to be designated by Contractor. All other means of access (doors, windows, hallways, etc.) shall be blocked or locked so as to prevent entry to or exit from the work area. The only exceptions for this rule are the waste pass-out airlock which shall be sealed except during the removal of containerized asbestos waste from the work area, and emergency exits in case of fire or accident. Emergency exits shall not be locked from the inside or blocked whatsoever. However, they shall be sealed with polyethylene sheeting labeled and taped until needed.

2.5 Contractor shall have control of site security during abatement operations whenever possible, in order to protect work efforts and equipment.

2.6 Contractor will have Owner assistance in enforcement of restricted access by Owner's employees.

3. EMERGENCY PLANNING

3.1 Emergency planning shall be developed prior to abatement initiation and agreed to by Contractor and Owner.

3.2 Emergency planning shall include notification of police, fire and emergency medical personnel of planned abatement activities, work schedule and layout of work area, particularly barriers that may affect response capabilities.

3.3 Emergency planning shall include considerations of fire, explosion, toxic atmospheres, electrical hazards, slips, trips and falls, confined spaces, and heat-related injury. Written procedures shall be developed and employee training in procedures shall be provided.

3.4 Employees shall be trained in proper evacuation procedures in the event of workplace emergencies.

3.4.1 For non-life-threatening situations employees shall decontaminate following normal procedures with assistance from fellow workers, if necessary, before exiting the workplace to obtain proper medical treatment.

3.4.2 For life-threatening injury or illness, worker decontamination shall take least priority over stabilizing the injured worker and securing proper medical treatment.

3.5 Telephone numbers of all emergency response personnel shall be prominently posted in the clean change area and equipment room, along with the location of the nearest telephone. In addition, a list containing the names, addresses and telephone numbers of the Contractor, the Asbestos Project Manager, the General Superintendent, the Air Monitors, the testing laboratory, and any other personnel who may be required to assist during abatement activities (e.g. Safety Officer, Building Maintenance Supervisor, Energy Conservation Officer). Off-hour phone numbers should also be posted in the event of an emergency. Emergency numbers may also be included on this list.

4. SITE INSPECTION

4.1 With the Owner’s Representative, inspect the premises wherein all abatement and abatement-related activities will occur and submit a statement signed by both, agreeing on building and fixture condition prior to the commencement of work.

*** END OF SECTION 01 35 13.43 ***

SECTION 01 35 29.13
WORKER PROTECTION - ASBESTOS ABATEMENT

1. Training

1.1 Prior to commencement of abatement activities, all personnel who will be required to enter the work area or handle containerized asbestos-containing materials must have received adequate training in accordance with Section 00 73 01 of this document.

1.2 Special on-site training on equipment and procedures unique to this job site shall be performed as required.

1.3 Training in emergency response and evacuation procedures shall be provided.

2. Respiratory Protection

2.1 All respiratory protection shall be available to workers in accordance with the submitted written respiratory protection program, which includes all items in OSHA 29 CFR 1926.103, 29 CFR 1926.1101, and 29 CFR 1910.134. This program shall be posted in the clean room of the worker decontamination enclosure system.

2.2 Workers shall be provided with personally issued, individually identified (marked with waterproof designations) respirators. Respirators must be approved by the National Institute of Occupational Safety and Health (NIOSH), Department of Health and Human Services.

2.3 Respirators shall be selected that meet the level of protection requirements. **The minimum respirator that is acceptable in the abatement area during removal will be a quantitatively fit tested, full face, negative pressure respirator.** Beyond this, the appropriate respirator will be utilized according to values established by 29 CFR 1926.1101 Table 1. Documentation of values from similar operations will allow the selection of respirators which afford adequate protection according to 29 CFR 1926.1101, Table 1. In the absence of Contractor documentation of similar operations to allow for selection of respirators, the University (in conjunction with an industrial hygienist) will decide on the levels of respiratory protection that is required for asbestos abatement activities.

2.4 Fit testing

2.4.1 Workers must perform positive and negative air pressure fit tests each time a respirator is put on, whenever the respirator design so permits. Powered air-purifying respirators shall be tested for adequate flow as specified by the manufacturer.

2.4.2 Workers shall be given a quantitative fit test in accordance with procedures detailed in the OSHA Asbestos Standard (29 CFR 1926.1101, Appendix C, Qualitative and Quantitative Fit Test Protocols) for all respirators to be used on this abatement project. An appropriately administered qualitative fit test will be required for worker wearing a half face respirator for waste handling (bag-out), set-up and other non-abatement activities.

2.4.3 Documentation of adequate respirator fit must be provided to the University.

2.5 No one wearing a beard shall be permitted to don a respirator and enter the work area.

2.6 Additional respirators (minimum of 2 of each type) and training on their donning and use must be available at the work site for authorized visitors who may be required to enter the work area.

2.7 A sufficient supply of charged replacement batteries and filters shall be available in the clean change area for use with powered air purifying respirators. Air purifying respirators with dual high-efficiency (HEPA) filters may be required during work area preparation activities. Spectacle kits and eyeglasses must be provided for employees who wear glasses and who must wear full face piece respirators.

2.8 Compressed air systems shall be designed to provide air volumes and pressures to accommodate respirator manufacturer's specifications. The compressed air systems shall have a receiver of adequate capacity to allow escape of all respirator wearers from contaminated areas in the event of compressor failure. Compressors must meet the requirements of 29 CFR 1926.103 (f). Compressors having an in-line carbon monoxide monitor must be evidenced. Documentation of adequacy of compressed air systems/respiratory protection system must be retained on-site. This documentation will include a list of compatible components with the maximum number and type of respirators that may be used with the system. Periodic testing of compressed air shall insure that systems provide air of sufficient quality (Grade D breathing air as described in Compressed Gas Association Commodity Specifications G-7.1)

3. Protective Clothing

3.1 Full body disposable protective clothing, generally including head, body and foot coverings consisting of material impenetrable by asbestos fibers (Tyvek or equivalent) shall be provided in sufficient quantities and adequate sizes for all workers and authorized visitors. Sizes must be adequate to accommodate movement without tearing. Workers shall secure sleeves at the wrists and leg and foot coverings at the ankles by the use of duct tape.

4. Additional safety equipment

4.1 Hard hats, protective eyewear, gloves, rubber boots and/or other footwear shall be provided as required for workers and authorized visitors. **Safety shoes and hardhats are required in all construction areas during the project.**

4.2 Non-skid footwear shall be provided to all abatement workers. Disposable clothing shall be adequately sealed to the footwear to prevent body contamination.

END OF SECTION 01 35 29.13

SECTION 01 35 43
ENVIRONMENTAL PROCEDURES

PART 1 GENERAL

1. WORK AREAS

1.1 Post warning signs meeting the specifications of OSHA 29 CFR 1926.1101(k) at any location and approaches to a location where airborne concentrations of asbestos may exceed ambient background levels. Signs shall be posted at a distance sufficiently far enough away from the work area to permit the reading of the sign and the taking of the necessary protective measures to avoid exposure. Additional signs may need to be posted following construction of enclosure barriers.

1.2 Shut down and lock out electric power to all work areas. Provide temporary power and lighting (as necessary). Ensure safe installation (including ground faulting) of temporary power and lighting sources and equipment by compliance with all applicable electrical code requirements and OSHA requirements for temporary electrical systems. The Contractor will establish a Lock-out Tag-out procedure which will be strictly followed.

1.3 Shut down and lock out all heating, cooling and air conditioning system (HVAC) components that are in, supply or pass through the work area. Seal all in-take and exhaust vents in the work area with tape and 6-mil polyethylene. Also seal any seams in system components that pass through the work area. Remove all HVAC system filters and place in labeled 6-mil polyethylene bags for staging and eventual disposal as asbestos-contaminated waste. (Note: Interior of existing duct work may require decontamination. This may be done during the pre-cleaning phase of operations before the ductwork is sealed off or during the final cleaning phase prior to re-engagement of the system. Appropriate equipment and control measures shall be utilized to prevent contamination of building spaces during this operation.)

1.4 The Owner will allow use of sanitary facilities for abatement personnel outside of the enclosed work area. Contractor shall maintain them in a clean and sanitary condition throughout the project.

1.5 The Owner will provide water for construction purposes. Contractor shall make arrangements for connecting to existing water supply.

1.6 Pre-clean all movable objects within the work area using a HEPA-filtered vacuum and/or wet cleaning method as appropriate. After cleaning, these objects shall be removed from the work area and carefully stored in an uncontaminated location.

1.7 Pre-clean all fixed objects in the work area using HEPA-filtered vacuums and/or wet cleaning techniques as appropriate. Careful attention must be paid to machinery behind grills or gratings where access may be difficult, but contamination significant. Also pay particular attention to wall, floor and ceiling penetrations behind fixed items. After pre-cleaning, enclose fixed objects in 4-mil polyethylene sheeting and seal securely in place with tape. Objects (e.g. permanent fixtures, shelves, electronic equipment, laboratory tables, sprinklers, alarm systems, closed circuit TV equipment, and computer cables) which must remain in the work area and that require special ventilation or enclosure requirements will be identified along with specified means of protection. Control panels, gauges, etc. in the work area may require Owner access during abatement. These shall be designated and enclosures constructed with access flaps sealed with waterproof tape.

1.8 Pre-clean all surfaces in the work area using HEPA-filtered vacuums and/or wet cleaning methods as appropriate. Do not use any methods that would raise dust such as dry sweeping or vacuuming with equipment not equipped with HEPA filters. Do not disturb asbestos-containing materials during the pre-cleaning phase. (Note: Critical barriers and HEPA ventilation should be established.)

1.9 Seal off all windows, doorways, elevator openings, corridor entrances, drains, ducts, grills, grates, diffusers, skylights, and any other openings between the work area and uncontaminated areas outside of the work area.

1.9.1 Emergency exits shall be established and clearly marked with duct tape arrows or other effective designation as to permit easy location from anywhere within the work area. They shall be secured to prevent access from uncontaminated areas and still permit emergency exiting. The exits shall be properly sealed with polyethylene sheeting that can be cut to permit egress if needed. The exits may be the worker decontamination enclosure, the waste pass-out airlock and/or other alternative exits satisfactory to fire officials.

1.10 Cover floors in the work area with polyethylene sheeting, as appropriate.

1.10.1 Floor shall be covered with two layers of 6-mil (minimum) sheeting. (Floors requiring special protection will be indicated. Carpeting, hardwood flooring and tile floors may be damaged by leaks of water, ladder feet, scaffold wheels, etc. Additional layers of protection such as plywood may be required. Canvas drop cloths or extra plastic sheeting may be utilized as drop cloths to aid in cleanup of bulk materials.)

1.10.2 Plastic shall be sized to minimize seams. If the floor area necessitates seams, those on successive layers of sheeting shall be staggered to reduce the potential for water to penetrate to the flooring material. A distance of at least 6 feet between seams is sufficient. Do not locate any seams at wall/floor joints.

1.10.3 Floor sheeting shall extend at least 12" up the sidewalls of the work area.

1.10.4 Sheeting shall be installed in a fashion so as to prevent slippage between successive layers of material. (Vinyl sheeting may be used for improved traction on floors.)

1.11 Cover walls in the work area with polyethylene sheeting, as appropriate. No surfaces in the work area will be considered non-porous and therefore all surfaces not to be abated will require protection. Two by four (2x4) or strapping framework will be used to support all walls. Plastic will not be applied directly to existing walls for support. Where plastic is to be attached to concrete, furring strips will first be attached with masonry screws and the poly attached to the strips with staples and duct tape.

1.11.1 Walls shall be covered with a minimum of two layers of 4-mil or one layer of 6-mil polyethylene sheeting.

1.11.2 Plastic shall be sized to minimize seams. Seams shall be staggered and separated by a distance of at least 6 feet.

1.11.3 Wall sheeting shall overlap floor sheeting by at least 12 inches beyond the wall/floor joint to provide a better seal against water damage and for negative pressure.

1.11.4 Wall sheeting shall be secured adequately to prevent it from falling away from the walls. This will require additional support/attachment when negative pressure ventilation systems are utilized.

2. The Air Monitor and/or Project Manager will inspect the set up and sign-off when containment has been adequately achieved. Acceptance of the containment by the Architect does not, in whole or in part, relieve the Contractor of any obligations or duties under Federal or State Regulations or the Contract Documents to properly establish and maintain the negative pressure containment system or transfer of such responsibility in whole or in part to the Architect.

*** END OF SECTION 01 35 43 ***

SECTION 01 35 43.13
ENVIRONMENTAL PROCEDURES FOR HAZARDOUS MATERIALS

PART 1 GENERAL

1. DESCRIPTION

1.1 Section 01 35 43.13 describes air monitoring including clearance testing, project management, and test laboratory services carried out by the Owner to verify that the building beyond the work area and the outside environment remain uncontaminated and the requirements described in the Contract Documents are followed. Section 01 35 43.13 also sets forth airborne fiber levels both inside and outside the work area as action levels and describes the action required by the Contractor if an action level is met or exceeded. Air monitoring described below serves to monitor Contractor's performance during the Project and shall not release the Contractor from any responsibility to sample Contractor's workers for OSHA compliance.

2. ASBESTOS PROJECT MANAGER

2.1 The Asbestos Project Manager, also acting as Architect under the Specifications, answering directly to the Owner.

2.2 The Asbestos Project Manager shall be able to demonstrate through special education, training, skills, knowledge or experience satisfactory to the Owner to indicate the ability to carry out the following activities as required:

2.2.1 Approve all decision making regarding selection of procedures;

2.2.2 Assist in writing contract Specifications for the abatement;

2.2.3 Assist in evaluation of bids and selection of a Contractor;

2.2.4 Strictly enforce contract Specifications and time schedules;

2.2.5 Tour work area with the Contractor and agree on pre-abatement conditions of the work area;

2.2.6 Inspect and sign off on barriers and decontamination enclosure systems;

2.2.7 Observe activities at all times during the course of abatement;

2.2.8 Meet with the Contractor daily to review work progress and solve problems or adjust procedures as appropriate;

2.2.9 Direct the Contractor to take appropriate disciplinary action against workers failing to follow prescribed work rule, especially lewd behavior or course language;

2.2.10 Perform bulk material or air sampling and all workplace inspection clearance inspections for the Owner;

2.2.11 Report on abatement to the Owner;

2.2.12 Request, review and maintain Contractor submittals;

2.2.13 Provide training and/or respirator fit testing to personnel; and,

2.2.14 Document the activities for each day of the project (using both daily logs and photographs).

2.3 The Asbestos Project Manager shall have the authority to stop any work activities if they are not being performed in accordance with applicable regulations or guidelines or the requirements of the Specifications. The work stoppages will be reported to the Owner with a description of the activity, reason for stopping it, and alternatives for correcting the problem.

3. AIR MONITORING/PROJECT MONITORING PURPOSE

3.1 The purpose of the Owner's air monitoring/project monitoring will be to detect faults in the work area isolation such as:

3.1.1 Contamination of the building outside of the work area with airborne asbestos fibers.

3.1.2 Failure of filtration or rupture in the negative pressure system.

3.1.3 Contamination of the exterior of the building with airborne asbestos fibers.

3.1.4 Enclosure failures. Air Monitor will visually inspect and assess the integrity of the enclosure system for failures such as polyethylene walls falling away, leaks of water or other signs of contamination to areas outside the enclosure, improper work practices such as dry removal, excess accumulation of removed material, etc.

3.2 Should any of the above items occur the Contractor shall immediately cease asbestos abatement activities until the fault is corrected. Work shall not recommence until authorized by Owner's Representative.

4. PROJECT AIR MONITOR

4.1 The Air Monitor shall conduct all air sampling for the Owner. The Asbestos Project Manager may also be the Air Monitor, as long as all requirements are met.

4.2 The Air Monitor shall conduct air sampling in accordance with the NIOSH Method 7400 or other acceptable methods as otherwise agreed upon. This analysis will be carried out at the Project site.

4.3 The Air Monitor shall be experienced, trained and knowledgeable about the methods for asbestos air sampling and be able to select representative numbers and locations of samples.

4.4 The following schedule is recommended for air sampling during the project (in addition to OSHA compliance monitoring by the Contractor):

4.4.1 Pre-abatement sampling - a sufficient number of air samples shall be collected prior to the start of abatement activities in order to determine prevalent airborne concentrations. Samples should be taken both inside and outside of the work area and buildings to establish existing levels under normal activity conditions.

4.4.2 Sampling during the abatement project.

4.4.2.1 The following schedule of samples shall be applied at the discretion of the Air Monitor in order to assess compliance, once abatement activities begin:

4.4.2.1.1 Two (2) Area Samples (inside the work area).

4.4.2.1.2 Two (2) Area Samples outside the work area in uncontaminated areas of the building. One of these shall be at the entrance to the worker decontamination enclosure.).

4.4.2.1.3 One (1) Area Sample (outside the building).

4.4.2.1.4 One (1) Area Sample (at the exhaust of negative pressure ventilation equipment).

4.4.2.2 Samples shall be collected at a sampling rate of 2-16 liters/min. A minimum acceptable air volume is 400 liters. Alternative sampling rates or quantities may be used on consultation with Owner.

4.5 The Air Monitor shall have adequate professional liability insurance to protect against errors and omissions in the performance of support activities.

4.6 Laboratory utilized for analyzing air samples by NIOSH 7400 method shall be satisfactory participants in the NIOSH Proficiency Analytical Testing (PAT) Program for asbestos analysis.

4.7 The period of time permitted between the collection of air samples and the availability of results shall be less than 24 hours for samples collected during abatement activities. The Owner shall establish timetables for results of pre-abatement and clearance air samples.

5. AIR MONITORING FOR AIRBORNE FIBER COUNTS

5.1 The Air Monitor will monitor airborne fiber counts in the work area. The purpose of this air monitoring will be to detect airborne fiber counts that may significantly challenge the ability of the work area isolation procedures to protect the balance of the building or outside of the building from contamination by airborne fibers.

5.2 Inside work area.

5.2.1 Contractor to maintain an average airborne fiber count in the work area of less than 0.1 fibers per cubic centimeter of air times the fit-factor of the respirators in use or less than 1.0 f/cc. If the fiber counts rise above this figure for any sample taken, revise work procedures to lower fiber counts. If the Time Weighted Average (TWA) fiber count for any work shift or 8 hour period exceeds 0.1 f/cc times the fit factor of the respirators in use, stop all work, leave negative air systems in operation and notify Owner's Representative. Do not recommence work until authorized in writing by Owner's Representative.

5.2.2 If airborne fiber counts exceed 1.0 fibers per cubic centimeter for any period of time, cease all work until fiber counts fall below 0.1 fiber per cubic centimeter and notify Owner's Representative.

5.3 Outside the Work Area.

5.3.1 If any air sample taken outside of the work area and inside the building exceeds the pre-abatement sampling baseline established prior to commencement of work or 0.01 fibers per cubic centimeter, whichever is greater, Contractor to immediately and automatically stop all work. Contractor to determine cause of elevated fiber levels outside of the work area. Once cause is determined and/or action is taken to prevent increased fiber levels outside of the work area, Contractor may resume work.

6. PERIODIC INSPECTIONS

6.1 The Air Monitor and/or Project Manager will perform periodic inspections of the work area before, during and after asbestos abatement activities to assure compliance with relevant regulations and the Contract Documents. The Air Monitor and/or Project Monitor will also perform in-progress visual assessments when requested by the Contractor. Such assessments will involve review of the Scope of Work or assessment of representative areas, components or systems within the scope as to degree of completion. The assessments will in no way be considered a final inspection in whole or in part, and will not absolve the Contractor from any duty to adequately prepare the work area for final

visual inspection and the extent of the assessment will be at the discretion of the Monitor. The Monitor will not supervise or direct the work and will communicate only with the Contractor's Competent Person. Once an assessment of a representative area, component or system has been given, the Contractor is assumed capable of applying that standard to all similar areas, components or systems. Any and all areas so assessed shall be inspected again as part of the final visual inspection and the Contractor will be obligated to perform re-cleaning as necessary.

7. WORK AREA CLEARANCE

7.1 Clearance Inspection.

7.1.1 Following the completion of clean-up operations and after the area is dry, the Contractor shall notify the Owner that work areas are ready for clearance inspection and air monitoring.

7.1.2 Post-abatement (clearance) air sampling shall be conducted following the cleaning phase of work, and once the no visible residue criterion has been met as described in the EPA's Purple Book and in ASTM E1368. The Contractor's Competent Person and at least one worker, with adequate tools and supplies to perform *minor* re-cleaning, shall accompany the Air Monitor during the inspection. The Contractor shall provide all necessary materials and equipment to perform the inspections such as ladders, scaffolding, temporary lighting, suits, etc. The Contractor shall re-clean any area found to be deficient. If the Air Monitor finds excessive amounts of residue, such that the pace of the inspection cannot be maintained, the inspection shall be terminated and the Contractor shall be directed to finish removal of the remaining ACM and residue in the area. ASTM E 1368 states that under no circumstance should the Air Monitor be placed in the position of supervising a final cleanup.

7.1.3 The inspection shall verify that the Contractor has removed all asbestos residue from crevices, cracks, corners, holes, seams, joints, recesses, connections, gaps, edges – any 'nooks and crannies' where asbestos may have gotten lodged during installation or use, or been carried as debris during the abatement activity. Any residue, dust or debris within the work area shall be considered asbestos. The Air Monitor will use methods for enhancing the visibility of residue and any tools or devices necessary to determine the feasibility of removing any residue found.

7.2 Clearance Air Testing.

7.2.1 Following Air Monitor's approval of the work as being free from all visible debris and residue (which does not guarantee passing the air test or success in re-establishment of the work area), the Air Monitor will then sample the air in the work area for airborne fiber concentrations. A sufficient number of samples shall be collected aggressively to determine post abatement air concentrations. An adequate volume of air to provide accuracy to 0.005 fibers/cc is required.

7.2.2 The air sampling shall be conducted using sampling pumps calibrated at a flow rate of at least two and not more than fifteen liters per minute using collection media and procedures in accordance with NIOSH Method 7400. Air volumes shall be sufficient to provide reliable results down to a concentration of 0.005 fibers per cubic centimeter of air (f/cc) or lower (minimum air volume of 2452 liters for method 7400. Volume requirements for electron microscope methods should be discussed with the analytical laboratory.)

7.2.3 The number of samples required and the specific locations where they shall be taken will be established by the Owner in conjunction with an Air Monitor before abatement activity begins.

7.2.4 Aggressive sampling shall be performed with a leaf blower(s) and portable fans circulating air in the work area to simulate actual use conditions. Negative pressure ventilation units

shall not be utilized for this purpose. If leaf blower is used, air agitation should be done prior to activation of sampling pumps. Area must be dry prior to performing this method. (Refer to EPA guidance document 560-/5-85-024 for details.) If significant debris is produced during blow-down, the Contractor shall re-clean the area.

7.2.5 Air samples shall be analyzed by Phase Contrast Microscopy utilizing NIOSH 7400 counting methods.

7.2.6 **All** samples at **all** locations shall indicate concentrations of airborne fibers less than 0.010 f/cc for area to be released for re-occupancy. When the airborne concentration levels meet the requirement the Air Monitor will issue a Certificate of Substantial Completion for the containment or phase of the project, which will release the area for re-establishment per Section 01 77 19.

7.2.7 Any work area exceeding 0.010 f/cc of airborne fibers shall be re-cleaned as described in Section 01 74 23 and retested until lower levels are achieved at no expense to the Owner or liability to the Architect.

*** END OF SECTION 01 35 43.13 ***

SECTION 01 35 43.14
HEPA VENTILATION SYSTEM

PART 1 GENERAL

1. HEPA VENTILATION SYSTEM REQUIREMENTS

1.1. Provide a sufficient quantity of local exhaust ventilation units equipped with HEPA filtration to provide a minimum of one air change in the work area every 15 minutes. These units shall be operated in accordance with ANSI Z9.2-79, EPA guidance document EPA 560/5-85-024, and 29 CFR 1926.1101 Appendix F.

1.2 HEPA ventilation exhaust system must be sufficient to maintain a minimum pressure differential of minus 0.02 inches of water column relative to adjacent, unsealed areas. **The 0.03 inches of water column as well as measurable air flow - at least 100 fpm through the decontamination unit and waste load-out - will be required before abatement can begin on each phase of the project. (This value is a minimum for all areas of the work area.)** There must be a continuous 24-hour per day monitoring of the pressure differential from the moment asbestos-containing materials are disturbed until clearance air monitoring has allowed for the re-occupancy of the area. An automatic recording instrument shall be used to measure the differential.

1.3 The Contractor shall supply calibrated and well maintained pressure differential monitors of sufficient quantity and accuracy to adequately monitor the pressure differential throughout the enclosure system. Observing monitoring of pressure, calibration, and record collection from the automated pressure differential recorder(s) will be the responsibility of the Air Monitor or Owner-designated representative. Copies of the recording charts shall be provided to the Owner's Representative.

1.4 If air supplied (Type C) respirators are utilized in the work area, the volume of supplied air must be estimated and added to work place air volume when calculating ventilator requirements.

PART 2 to 3 – Not Used

*** END OF SECTION 01 35 43.14 ***

SECTION 014000

QUALITY REQUIREMENTS

PART 1 GENERAL

1.01 SECTION INCLUDES

A. Submittals.

B. Quality assurance.

C. References and standards.

D. Inspection agencies and services.

E. Contractor's construction-related professional design services.

F. Contractor's design-related professional design services.

G. Control of installation.

H. Quality control.

I. Tolerances.

J. Testing and inspection.

K. Manufacturers' field services.

L. Defect Assessment.

M. Repair and protection.

1.02 RELATED REQUIREMENTS

A. Section 013300 - Submittal Procedures: Submittal procedures.

B. Section 013543.13 – Environmental Procedures for Hazardous Materials.

C. Section 013543.14 – HEPA Ventilation System.

1.03 REFERENCE STANDARDS

A. ASTM E1368-Standard Practice for Visual Inspection of Asbestos Abatement Projects

B. ASTM E329 - Standard Specification for Agencies Engaged in Construction Inspection, Testing, or Special Inspection; 2023.

C. ASTM E543 - Standard Specification for Agencies Performing Nondestructive Testing; 2026.

D. IAS AC89 - Accreditation Criteria for Testing Laboratories; 2021.

1.04 DEFINITIONS

A. Contractor's Quality Control Plan: Contractor's management plan for executing the Contract for Construction.

B. Experienced: When used with an entity or individual, "experienced," unless otherwise further described, means having successfully completed a minimum of five previous projects similar in nature, size, and extent to this Project; being familiar with special requirements indicated; and having complied with requirements of authorities having jurisdiction.

C. Field Quality-Control Tests and Inspections: Tests and inspections that are performed on-site for installation of the Work and for completed Work.

D. Installer/Applicator/Erector: Contractor or another entity engaged by Contractor as an employee, subcontractor, or sub-sub-subcontractor, to perform a particular construction operation, including installation, erection, application, assembly, and similar operations.
   1. Use of trade-specific terminology in referring to a Work result does not require that certain construction activities specified apply exclusively to specific trade(s).

E. Mockups: Full-size, physical assemblies that are constructed on-site. Mockups are used to verify selections made under sample submittals, to demonstrate aesthetic effects and, where indicated, qualities of materials and execution, and to review construction, coordination, testing, or operation; they are not Samples.

F. Preconstruction Testing: Tests and inspections performed specifically for Project before products and materials are incorporated into the Work, to verify performance or compliance with specified criteria. Unless otherwise indicated, copies of reports of tests or inspections performed for other than the Project do not meet this definition.

G. Product Tests: Tests and inspections that are performed by a nationally recognized testing laboratory (NRTL) according to 29 CFR 1910.7, by a testing agency accredited according to NIST's National Voluntary Laboratory Accreditation Program (NVLAP), or by a testing agency qualified to conduct product testing and acceptable to authorities having jurisdiction, to establish product performance and compliance with specified requirements.

H. Source Quality-Control Tests and Inspections: Tests and inspections that are performed at the source (e.g., plant, mill, factory, or shop).

I. Testing Agency: An entity engaged to perform specific tests, inspections, or both. The term "testing laboratory" has the same meaning as the term "testing agency."

J. Quality Assurance Services: Activities, actions, and procedures performed before and during execution of the Work, to guard against defects and deficiencies and substantiate that proposed construction will comply with requirements.

K. Quality Control Services: Tests, inspections, procedures, and related actions during and after execution of the Work, to evaluate that actual products incorporated into the Work and completed construction comply with requirements. Contractor's quality-control services do not include contract administration activities performed by Architect.

1.05 CONTRACTOR'S CONSTRUCTION-RELATED PROFESSIONAL DESIGN SERVICES

A. Coordination: Contractor's professional design services are subject to requirements of project's Conditions for Construction Contract.

B. Provide such engineering design services as may be necessary to plan and safely conduct certain construction operations, pertaining to, but not limited to the following:
   1. Fire Protection
   2. Fire Detection

1.06 CONTRACTOR'S DESIGN-RELATED PROFESSIONAL DESIGN SERVICES

A. Performance and Design Criteria: Where professional design services or certifications by a design professional are specifically required of Contractor by the Contract Documents, provide products and systems complying with specific performance and design criteria indicated.

B. Delegated Design Services Statement: Submit a statement signed and sealed by the responsible design professional, for each product and system specifically assigned to Contractor to be designed or certified by a design professional, indicating that the products and systems are in compliance with performance and design criteria indicated. Include list of codes, loads, and other factors used in performing these services.

C. Coordination: Contractor's professional design services are subject to requirements of project's Conditions for Construction Contract.

D. Base design on performance and/or design criteria indicated in individual specification sections.
   1. Submit a Request for Information to Architect if the criteria indicated are not sufficient to perform required design services.

1.07 SUBMITTALS

A. See Section 013300 - Submittal Procedures, for submittal procedures.

B. Site-Specific Safety Plan: Prepare and submit a site-specific safety plan for review prior to the preconstruction meeting. Include a section narrative that details how the Contractor will implement the below criteria (as applicable to the project). Include graphics and appendices as applicable.
   1. Safety Data Sheets (SDS)
   2. Housekeeping
   3. Debris Disposal
   4. Hot-Work Permits
   5. Personal Protective Equipment (PPE)
   6. Emergency Action Plan
   7. Emergency Contact List
   8. Safety Orientation

C. Site Logistics Plan: Prepare and submit a site-logistics plan for review and acceptance prior to the preconstruction meeting. Include a section narrative that details how the Contractor will implement the below criteria. Include graphics and appendices as applicable.

1. Site Fencing
2. Jobsite Trailer or to be determined abated space within the designated project abatement area.
3. Contractor Parking
4. Portable Toilets
5. Temporary Utility Connections
6. Dumpsters
7. Site Laydown
8. Staging
9. Construction Entrance
10. Concrete Washout
11. Dust Control and Tracking
12. Vehicle Circulation

D. Permits, Licenses, and Certificates: For Owner's record, submit copies of permits, licenses, certifications, inspection reports, releases, jurisdictional settlements, notices, receipts for fee payments, judgments, correspondence, records, and similar documents established for compliance with standards and regulations bearing on performance of the Work.

E. Qualification Data: For Contractor's quality-control personnel.

F. Designer's Qualification Statement: Submit for Architect's knowledge as contract administrator, or for Owner's information.
1. Include information for each individual professional responsible for producing, or supervising production of, design-related professional services provided by Contractor.
   a. Full name.
   b. Professional licensure information.
   c. Statement addressing extent and depth of experience specifically relevant to design of items assigned to Contractor.

G. Testing Agency Qualifications: For testing agencies specified in "Quality Assurance" Article to demonstrate their capabilities and experience. Include proof of qualifications in the form of a recent report on the inspection of the testing agency by a recognized authority.

H. Design Data: Submit for Architect's knowledge as contract administrator for the limited purpose of assessing compliance with information given and the design concept expressed in the Contract Documents, or for Owner's information.
1. Include calculations that have been used to demonstrate compliance to performance and regulatory criteria provided, and to determine design solutions.
2. Include required product data and shop drawings.
3. Include a statement or certification attesting that design data complies with criteria indicated, such as building codes, loads, functional, and similar engineering requirements.
4. Include signature and seal of design professional responsible for allocated design services on calculations and drawings.

I. Schedule of Tests and Inspections: Prepare in tabular form and include the following:
1. Specification Section number and title.
2. Entity responsible for performing tests and inspections.
3. Description of test and inspection.
4. Identification of applicable standards.

5. Identification of test and inspection methods.
6. Number of tests and inspections required.
7. Time schedule or time span for tests and inspections.
8. Requirements for obtaining samples.
9. Unique characteristics of each quality-control service.

J. Test Reports: After each test/inspection, promptly submit copies of report to Architect and to Contractor.
1. Include:
   a. Date issued.
   b. Project title and number.
   c. Name, address, telephone number, and email address of testing agency.
   d. Names of individuals making tests and inspections.
   e. Date and time of sampling or inspection.
   f. Identification of product and specifications section.
   g. Identification of applicable standards.
   h. Location in the Project.
   i. Type of test/inspection.
   j. Date of test/inspection.
   k. Record of temperature and weather conditions at time of sample-taking and testing and inspection.
   l. Results of test/inspection.
   m. Compliance with Contract Documents.
   n. When requested by Architect, provide interpretation of results.
   o. Recommendations on retesting and reinspecting when applicable.
   p. Name and signature of laboratory inspector.
2. Test report submittals are for Architect's knowledge as contract administrator for the limited purpose of assessing compliance with information given and the design concept expressed in the Contract Documents, or for Owner's information.

K. Certificates: When specified in individual specification sections, submit certification by the manufacturer and Contractor or installation/application subcontractor to Architect, in quantities specified for Product Data.
1. Indicate material or product complies with or exceeds specified requirements. Submit supporting reference data, affidavits, and certifications as appropriate.

L. Manufacturer's Instructions: When specified in individual specification sections, submit printed instructions for delivery, storage, assembly, installation, start-up, adjusting, and finishing, for the Owner's information. Indicate special procedures, perimeter conditions requiring special attention, and special environmental criteria required for application or installation.

M. Manufacturer's Field Reports: Submit reports for Architect's benefit as contract administrator or for Owner.
1. Submit report within 30 days of observation to Architect for information.
2. Submit for information for the limited purpose of assessing compliance with information given and the design concept expressed in the Contract Documents.
3. Include the following:
   a. Name, address, telephone number, and email address of technical representative making report.

b. Statement on condition of substrates and their acceptability for installation of product.
c. Statement that products at Project site comply with requirements.
d. Summary of installation procedures being followed, whether they comply with requirements and, if not, what corrective action was taken.
e. Results of operational and other tests and a statement of whether observed performance complies with requirements.
f. Statement of whether conditions, products, and installation will affect warranty.
g. Other required items indicated in individual Specification Sections.

N. Factory-Authorized Service Representative's Reports: Prepare written information documenting manufacturer's factory-authorized service representative's tests and inspections specified in other Sections.

1. Include the following:
   a. Name, address, telephone number, and email address of factory-authorized service representative making report.
   b. Statement that equipment complies with requirements.
   c. Results of operational and other tests and a statement of whether observed performance complies with requirements.
   d. Statement of whether conditions, products, and installation will affect warranty.
   e. Other required items indicated in individual Specification Sections.

1.08 Quality Assurance

A. Conflicting Requirements:

1. Specific quality-assurance and quality-control requirements for individual work results are specified in their respective Specification Sections. Requirements in individual Sections may also cover production of standard products.
2. Conflicting Standards and Other Requirements: If compliance with two or more standards or requirements is specified and the standards or requirements establish different or conflicting requirements for minimum quantities or quality levels, inform the Architect regarding the conflict and obtain clarification prior to proceeding with the Work. Refer conflicting requirements that are different, but apparently equal, to Architect for clarification before proceeding.
3. Minimum Quantity or Quality Levels: The quantity or quality level shown or specified is the minimum provided or performed. The actual installation may comply exactly with the minimum quantity or quality specified, or it may exceed the minimum within reasonable limits. To comply with these requirements, indicated numeric values are minimum or maximum, as appropriate, for the context of requirements. Refer uncertainties to Architect for a decision before proceeding.

B. Testing and inspection services are required to verify compliance with requirements specified or indicated. These services do not relieve Contractor of responsibility for compliance with the Contract Document requirements.

1. Specific quality-assurance and quality-control requirements for individual work results are specified in their respective Specification Sections. Requirements in individual Sections may also cover production of standard products.
2. Schedule times for tests, inspections, obtaining samples, and similar activities.

3. Specified tests, inspections, and related actions do not limit Contractor's other quality-assurance and quality-control procedures that facilitate compliance with the Contract Document requirements.
4. Requirements for Contractor to provide quality-assurance and quality-control services required by Architect, Owner, or authorities having jurisdiction are not limited by provisions of this Section.

C. Testing Agency Qualifications:
1. Prior to start of work, submit agency name, address, and telephone number, and names of full time registered Engineer and responsible officer.
2. Submit copy of report of laboratory facilities inspection made by NIST Construction Materials Reference Laboratory during most recent inspection, with memorandum of remedies of any deficiencies reported by the inspection.
3. Qualification Statement: Provide documentation showing testing laboratory is accredited under IAS AC89.

D. Qualifications paragraphs in this article establish the minimum qualification levels required; individual Specification Sections specify additional requirements.
1. Contractor's Designer Qualifications: Where professional engineering design services and design data submittals are specifically required of Contractor by Contract Documents, provide services of a Professional Engineer experienced in design of this type of work and licensed in the State of Maine.
2. Quality-Control Personnel Qualifications. Engage a person with requisite training and experience to implement and manage quality assurance (QA) and quality control (QC) for the project.
3. Manufacturer Qualifications: A firm experienced in manufacturing products or systems similar to those indicated for this Project and with a record of successful in-service performance, as well as sufficient production capacity to produce required units. As applicable, procure products from manufacturers able to meet qualification requirements, warranty requirements, and technical or factory-authorized service representative requirements.
4. Fabricator Qualifications: A firm experienced in producing products similar to those indicated for this Project and with a record of successful in-service performance, as well as sufficient production capacity to produce required units.
5. Installer Qualifications: A firm or individual experienced in installing, erecting, applying, or assembling work similar in material, design, and extent to that indicated for this Project, whose work has resulted in construction with a record of successful in-service performance.
6. Professional Engineer Qualifications: A professional engineer who is legally qualified to practice in jurisdiction where Project is located and who is experienced in providing engineering services of the kind indicated. Engineering services are defined as those performed for installations of the system, assembly, or product that is similar in material, design, and extent to those indicated for this Project.
7. Manufacturer's Technical Representative Qualifications: An authorized representative of manufacturer who is trained and approved by manufacturer to observe and inspect installation of manufacturer's products that are similar in material, design, and extent to those indicated for this Project.
8. Factory-Authorized Service Representative Qualifications: An authorized representative of manufacturer who is trained and approved by manufacturer to inspect, demonstrate,

repair, and perform service on installations of manufacturer's products that are similar in material, design, and extent to those indicated for this Project.

E. Contractor's Quality Control (CQC) Plan:

1. Prior to start of work, submit a comprehensive plan describing how contract deliverables will be produced. Tailor CQC plan to specific requirements of the project. Include the following information:
   a. Management Structure: Identify personnel responsible for quality. Include a chart showing lines of authority.
      1) Include qualifications (in resume form), duties, responsibilities of each person assigned to CQC function.
   b. Management Approach: Define, describe, and include in the plan specific methodologies used in executing the work.
      1) Management and control of documents and records relating to quality.
      2) Communications.
      3) Coordination procedures.
      4) Resource management.
      5) Process control. Describe process for continuous inspection during construction to identify and correct deficiencies in workmanship in addition to the testing and inspection specified
      6) Inspection and testing procedures and scheduling.
      7) Control of noncomplying work.
      8) Tracking deficiencies from identification, through acceptable corrective action, and verification.
      9) Control of testing and measuring equipment.
      10) Project materials certification.
      11) Managerial continuity and flexibility.
   c. Testing and Inspection: Include a comprehensive schedule of Work requiring testing or inspection, including the following:
      1) Contractor-performed tests and inspections, including subcontractor-performed tests and inspections. Include required tests and inspections and Contractor-elected tests and inspections. Distinguish source quality-control tests and inspections from field quality-control tests and inspections.
      2) Special inspections required by authorities having jurisdiction and indicated on the Statement of Special Inspections.
      3) Owner-performed tests and inspections indicated in the Contract Documents, including tests and inspections indicated to be performed by Commissioning Authority.
   d. Monitoring and Documentation: Maintain testing and inspection reports, including log of approved and rejected results. Include Work Architect has indicated as nonconforming or defective. Indicate corrective actions taken to bring nonconforming Work into compliance with requirements. Comply with requirements of authorities having jurisdiction.
   e. Owner will not make a separate payment for providing and maintaining a Quality Control Plan. Include associated costs in Bid price.
   f. Acceptance of the plan is required prior to start of construction activities not including mobilization work. Owner's acceptance of the plan will be conditional and predicated on continuing satisfactory adherence to the plan. Owner reserves the right to require Contractor to make changes to the plan and operations,

including removal of personnel, as necessary, to obtain specified quality of work results.

1.09 Testing and Inspection Agencies and Services

A. Special Tests and Inspections: Contractor shall engage a qualified testing agency to conduct special tests and inspections required by authorities having jurisdiction in compliance with applicable building code.

B. Contractor shall employ and pay for services of an independent testing agency to perform other specified testing.

C. Employment of agency in no way relieves Contractor of obligation to perform Work in accordance with requirements of Contract Documents.

D. Contractor Employed Agency:
1. Testing Agency: Comply with requirements of ASTM E329, ASTM E543, ASTM E699, ASTM C1021, ASTM C1077, ASTM C1093, ASTM D3740, and _ASTM E1368_____.
2. Inspection Agency: Comply with requirements of ASTM D3740, ASTM E329, and _ASTM E1368_____.
3. Laboratory Qualifications: Accredited by IAS according to IAS AC89.
4. Laboratory: Authorized to operate in the State in which the Project is located.
5. Laboratory Staff: Maintain a full time registered Engineer on staff to review services.
6. Testing Equipment: Calibrated at reasonable intervals either by NIST or using an NIST established Measurement Assurance Program, under a laboratory measurement quality assurance program.

PART 2 PRODUCTS - NOT USED

PART 3 EXECUTION

3.01 CONTROL OF INSTALLATION

A. Monitor quality control over suppliers, manufacturers, products, services, site conditions, and workmanship, to produce work of specified quality.

B. Comply with manufacturers' instructions, including each step in sequence.

C. Should manufacturers' instructions conflict with Contract Documents, request clarification from Architect before proceeding.

D. Comply with specified standards as minimum quality for the work except where more stringent tolerances, codes, or specified requirements indicate higher standards or more precise workmanship.

E. Have work performed by persons qualified to produce required and specified quality.

F. Verify that field measurements are as indicated on shop drawings or as instructed by the manufacturer.

G. Secure products in place with positive anchorage devices designed and sized to withstand stresses, vibration, physical distortion, and disfigurement.

3.02 QUALITY CONTROL

A. Owner Responsibilities: Where quality-control services are indicated as Owner's responsibility, Owner will engage a qualified testing agency to perform these services.
   1. Owner will furnish Contractor with names, addresses, and telephone numbers of testing agencies engaged and a description of types of testing and inspection they are engaged to perform.
   2. Costs for retesting and reinspecting construction that replaces or is necessitated by Work that failed to comply with the Contract Documents will be charged to Contractor.

B. Contractor Responsibilities: Tests and inspections not explicitly assigned to Owner are Contractor's responsibility. Perform additional quality-control activities, whether specified or not, to verify and document that the Work complies with requirements.
   1. Unless otherwise indicated, provide quality-control services specified and those required by authorities having jurisdiction. Perform quality-control services required of Contractor by authorities having jurisdiction, whether specified or not.
   2. Engage a qualified testing agency to perform quality-control services.
      a. Contractor will not employ same entity engaged by Owner, unless agreed to in writing by Owner.
   3. Notify testing agencies at least 24 hours in advance of time when Work that requires testing or inspection will be performed.
   4. Where quality-control services are indicated as Contractor's responsibility, submit a certified written report, in duplicate, of each quality-control service.
   5. Testing and inspection requested by Contractor and not required by the Contract Documents are Contractor's responsibility.
   6. Submit additional copies of each written report directly to authorities having jurisdiction, when they so direct.

C. Retesting/Reinspecting: Regardless of whether original tests or inspections were Contractor's responsibility, provide quality-control services, including retesting and reinspecting, for construction that replaced Work that failed to comply with the Contract Documents.

D. Testing Agency Responsibilities: Cooperate with Architect and Contractor in performance of duties. Provide qualified personnel to perform required tests and inspections.
   1. Notify Architect, Commissioning Authority, and Contractor promptly of irregularities or deficiencies observed in the Work during performance of its services.
   2. Determine the locations from which test samples will be taken and in which in-situ tests are conducted.
   3. Conduct and interpret tests and inspections, and state in each report whether tested and inspected Work complies with or deviates from requirements.
   4. Submit a certified written report, in duplicate, of each test, inspection, and similar quality-control service through Contractor.
   5. Do not release, revoke, alter, or increase the Contract Document requirements or approve or accept any portion of the Work.
   6. Do not perform duties of Contractor.

E. Manufacturer's Field Services: Where indicated, engage a factory-authorized service representative to inspect field-assembled components and equipment installation, including service connections. Report results in writing as specified in Section 013300 - Submittal Procedures.

F. Manufacturer's Technical Services: Where indicated, engage a manufacturer's technical representative to observe and inspect the Work. Manufacturer's technical representative's services include participation in preinstallation conferences, examination of substrates and conditions, verification of materials, observation of Installer activities, inspection of completed portions of the Work, and submittal of written reports.

G. Contractor's Associated Requirements and Services: Cooperate with agencies and representatives performing required tests, inspections, and similar quality-control services, and provide reasonable auxiliary services as requested. Notify agency sufficiently in advance of operations to permit assignment of personnel. Provide the following:
   1. Access to the Work.
   2. Incidental labor and facilities necessary to facilitate tests and inspections.
   3. Adequate quantities of representative samples of materials that require testing and inspection. Assist agency in obtaining samples.
   4. Facilities for storage and field curing of test samples.
   5. Preliminary design mix proposed for use for material mixes that require control by testing agency.
   6. Security and protection for samples and for testing and inspection equipment at Project site.

3.03 TOLERANCES

A. Monitor fabrication and installation tolerance control of products to produce acceptable Work. Do not permit tolerances to accumulate.

B. Comply with manufacturers' tolerances. Should manufacturers' tolerances conflict with Contract Documents, request clarification from Architect before proceeding.

C. Adjust products to appropriate dimensions; position before securing products in place.

3.04 TESTING AND INSPECTION

A. Testing Agency Duties:
   1. Provide qualified personnel at site. Cooperate with Architect and Contractor in performance of services.
   2. Perform specified sampling and testing of products in accordance with specified standards.
   3. Ascertain compliance of materials and mixes with requirements of Contract Documents.
   4. Promptly notify Architect and Contractor of observed irregularities or non-compliance of Work or products.
   5. Perform additional tests and inspections required by Architect.
   6. Submit reports of all tests/inspections specified directly to Contractor, Architect, and Owner.

B. Limits on Testing/Inspection Agency Authority:

1. Agency may not release, revoke, alter, or enlarge on requirements of Contract Documents.
2. Agency may not approve or accept any portion of the Work.
3. Agency may not assume any duties of Contractor.
4. Agency has no authority to stop the Work.

C. Contractor Responsibilities:
1. Deliver to agency at designated location, adequate samples of materials proposed to be used that require testing, along with proposed mix designs.
2. Cooperate with laboratory personnel, and provide access to the Work and to manufacturers' facilities.
3. Provide incidental labor and facilities:
   a. To provide access to Work to be tested/inspected.
   b. To obtain and handle samples at the site or at source of Products to be tested/inspected.
   c. To facilitate tests/inspections.
   d. To provide storage and curing of test samples.
4. Notify Architect and laboratory 24 hours prior to expected time for operations requiring testing/inspection services.
5. Employ services of an independent qualified testing laboratory and pay for additional samples, tests, and inspections required by Contractor beyond specified requirements.
6. Arrange with Owner's agency (if applicable) and pay for additional samples, tests, and inspections required by Contractor beyond specified requirements.

D. Re-testing required because of non-compliance with specified requirements shall be performed by the same agency on instructions by Architect.

E. Re-testing required because of non-compliance with specified requirements shall be paid for by Contractor.

F. Test and Inspection Log: Prepare a record of tests and inspections. Include the following:
1. Date test or inspection was conducted.
2. Description of the Work tested or inspected.
3. Date test or inspection results were transmitted to Architect.
4. Identification of testing agency or special inspector conducting test or inspection.

G. Maintain log at Project site. Post changes and revisions as they occur. Provide access to test and inspection log for Architect’s, Commissioning Authority's, and authorities' having jurisdiction reference during normal working hours.
1. Submit log at Project closeout as part of Project Record Documents.

3.05 MANUFACTURERS' FIELD SERVICES

A. When specified in individual specification sections, require material or product suppliers, assembly fabricators, or manufacturers to provide qualified staff personnel to observe site conditions, conditions of surfaces and installation, quality of workmanship, start-up of equipment, test, adjust, and balance equipment, and __as needed application of SFRM_____ as applicable, and to initiate instructions when necessary.

B. Submit qualifications of observer to Architect 30 days in advance of required observations.
1. Observer subject to approval of Architect.

2. Observer subject to approval of Owner.

C. Report observations and site decisions or instructions given to applicators or installers that are supplemental or contrary to manufacturers' written instructions.

3.06 DEFECT ASSESSMENT

A. Replace Work or portions of the Work not complying with specified requirements.

B. If, in the opinion of Architect, it is not practical to remove and replace the work, Owner will direct an appropriate remedy or adjust payment.

3.07 REPAIR AND PROTECTION

A. General: On completion of testing, inspection, sample-taking, and similar services, repair damaged construction and restore substrates and finishes.
1. Provide materials and comply with installation requirements specified in other Specification Sections or match existing substrates and finishes. Restore patched areas and extend restoration into adjoining areas with durable seams that are as invisible as possible.

B. Protect construction exposed by or for quality-control service activities.

C. Repair and protection are Contractor's responsibility, regardless of the assignment of responsibility for quality-control services.

END OF SECTION 014000

SECTION 015000
TEMPORARY FACILITIES AND CONTROLS

PART 1 GENERAL

1.01 SECTION INCLUDES

A. Section includes requirements for temporary utilities, support facilities, and security and protection facilities.

1.02 RELATED REQUIREMENTS

A. Section 011000 – Summary: For work restrictions and limitations on utility interruptions.

B. Section 014000 – Quality Requirements: For site logistics submittal requirements.

C. Section 017000 – Execution and Closeout Requirements: Procedures for progress and final cleaning.

D. Section 017330- Protection of Adjacent Construction.

E. Section 017419 - Construction Waste Management and Disposal: Procedures for trash/waste removal, recycling, salvage, and reuse.

1.03 USE CHARGES

A. Installation, removal, and use charges for temporary facilities shall be included in the Contract Sum unless otherwise indicated. Allow other entities engaged in the Project to use temporary services and facilities without cost, including, but not limited to, Architect, occupants of Project, testing agencies, and authorities having jurisdiction.

B. Water and Sewer Service from Existing System: Water from Owner's existing water system is available for use without metering and without payment of use charges. Provide connections and extensions of services as required for construction operations.

C. Electric Power Service from Existing System: Electric power from Owner's existing system is available for use without metering and without payment of use charges. Provide connections and extensions of services as required for construction operations.

1.04 INFORMATIONAL SUBMITTALS

A. Site Utilization Plan: Submit in accordance with Section 014000 – Quality Requirements.

B. Project Identification and Temporary Signs: Show fabrication and installation details, including plans, elevations, details, layouts, typestyles, graphic elements, and message content.

C. Fire-Safety Program: Show compliance with requirements of NFPA 241 and authorities having jurisdiction. Indicate Contractor personnel responsible for management of fire-prevention program.

D. Moisture- and Mold-Protection Plan: Describe procedures and controls for protecting materials and construction from water absorption and damage and mold. Describe delivery, handling, storage, installation, and protection provisions for materials subject to water absorption or water damage.
   1. Indicate procedures for discarding water-damaged materials, protocols for mitigating water intrusion into completed Work, and requirements for replacing water-damaged Work.
   2. Indicate sequencing of work that requires water, such as sprayed fire-resistive materials, plastering, and terrazzo grinding, and describe plans for dealing with water from these operations. Show procedures for verifying that wet construction has dried sufficiently to permit installation of finish materials.
   3. Indicate methods to be used to avoid trapping water in finished work.

E. Dust- and HVAC-Control Plan: Submit coordination drawing and narrative that indicates the dust- and HVAC-control measures proposed for use, proposed locations, and proposed time frame for their operation. Include the following:
   1. Locations of dust-control partitions at each phase of work.
   2. HVAC system isolation schematic drawing.
   3. Location of proposed air-filtration system discharge.
   4. Waste-handling procedures.
   5. Other dust-control measures.

F. Noise and Vibration Control Plan: Identify construction activities that may impact the occupancy and use of existing spaces within the building or adjacent existing buildings, whether occupied by others, or occupied by the Owner. Include the following:
   1. Methods used to meet the goals and requirements of the Owner.
   2. Concrete cutting method(s) to be used.
   3. Location of construction devices on the site.
   4. Show compliance with the use and maintenance of quieted construction devices for the duration of the Project.
   5. Indicate activities that may disturb building occupants and that are planned to be performed during non-standard working hours as coordinated with the Owner.
   6. Indicate locations of sensitive equipment areas or other areas requiring special attention as identified by Owner. Indicate means for complying with Owner's requirements.

1.05 QUALITY ASSURANCE

A. Electric Service: Comply with NECA, NEMA, and UL standards and regulations for temporary electric service. Install service to comply with NFPA 70.

B. Tests and Inspections: Arrange for authorities having jurisdiction to test and inspect each temporary utility before use. Obtain required certifications and permits.

C. Accessible Temporary Egress: Comply with applicable provisions in the United States Access Board's ADA-ABA Accessibility Guidelines and ICC/ANSI A117.1.

1.06 PROJECT CONDITIONS

A. Temporary Use of Permanent Facilities: Engage Installer of each permanent service to assume responsibility for operation, maintenance, and protection of each permanent service during its use as a construction facility before Owner's acceptance, regardless of previously assigned responsibilities.

PART 2 PRODUCTS

2.01 MATERIALS

A. Polyethylene Sheet: Reinforced, fire-resistive sheet, 10-mil minimum thickness, with flame-spread rating of 15 or less in accordance with ASTM E84 and passing NFPA 701 Test Method 2.

B. Dust-Control Adhesive-Surface Walk-Off Mats: Provide mats, minimum 36 by 60 inches.

C. Insulation: Unfaced mineral-fiber blanket, manufactured from glass, slag wool, or rock wool; with maximum flame-spread and smoke-developed indexes of 25 and 50, respectively.

2.02 TEMPORARY FACILITIES

A. Field Offices: Prefabricated or mobile units with serviceable finishes, temperature controls, and foundations adequate for normal loading.

B. Common-Use Field Office: Of sufficient size to accommodate needs of Owner, Architect, and construction personnel office activities and to accommodate Project meetings specified in other Division 01 Sections. Keep office clean and orderly. Furnish and equip offices as follows:
   1. Furniture required for Project-site documents, including file cabinets, plan tables, plan racks, and bookcases.
   2. Conference room of sufficient size to accommodate meetings of 14 individuals. Provide electrical power service and 120-V ac duplex receptacles, with no fewer than one receptacle on each wall. Furnish room with conference table, chairs, and 4-foot- square tack and marker boards.
   3. Drinking water and private toilet.
   4. Heating and cooling equipment necessary to maintain a uniform indoor temperature of 68 to 72 deg F.
   5. Lighting fixtures capable of maintaining average illumination of 20 fc at desk height.

2.03 EQUIPMENT

A. Fire Extinguishers: Portable, UL rated; with class and extinguishing agent as required by locations and classes of fire exposures.

B. HVAC Equipment: Unless Owner authorizes use of permanent HVAC system, provide vented, self-contained, liquid-propane-gas or fuel-oil heaters with individual space thermostatic control. For any temporary fuel-fired temporary heating, submit the equipment to the University for determination if DEP air quality licensing is required. Contractor to be responsible for any costs associated with air quality licensing.

1. Use of gasoline-burning space heaters, open-flame heaters, or salamander-type heating units is prohibited.
2. Heating, Cooling, and Dehumidifying Units: Listed and labeled for type of fuel being consumed, by a qualified testing agency acceptable to authorities having jurisdiction and marked for intended location and application.

C. Air-Filtration Units: Primary and secondary HEPA-filter-equipped portable units with four-stage filtration. Provide single switch for emergency shut off. Configure to run continuously.

PART 3 EXECUTION

3.01 TEMPORARY FACILITIES, GENERAL

A. Conservation: Coordinate construction and use of temporary facilities with consideration given to conservation of energy, water, and materials. Coordinate use of temporary utilities to minimize waste.
1. Salvage materials and equipment involved in performance of, but not actually incorporated into, the Work. See other Sections for disposition of salvaged materials that are designated as Owner's property.

3.02 INSTALLATION, GENERAL

A. Locate facilities where they will serve Project adequately and result in minimum interference with performance of the Work. Relocate and modify facilities as required by progress of the Work.
1. Locate facilities to limit site disturbance as specified in Section 011000 - Summary.

B. Provide each facility ready for use when needed to avoid delay. Do not remove until facilities are no longer needed or are replaced by authorized use of completed permanent facilities.

C. Isolation of Work Areas in Occupied Facilities: Prevent dust, fumes, and odors from entering occupied areas.
1. Prior to commencing work, isolate the HVAC system in area where work is to be performed according to coordination drawings.
   a. Disconnect supply and return ductwork in work area from HVAC systems servicing occupied areas.
   b. Maintain negative air pressure within work area, using HEPA-equipped air-filtration units, starting with commencement of temporary partition construction, and continuing until removal of temporary partitions is complete.
2. Maintain dust partitions during the Work. Use vacuum collection attachments on dust-producing equipment. Isolate limited work within occupied areas using portable dust-containment devices.
3. Perform daily construction cleanup and final cleanup using approved, HEPA-filter-equipped vacuum equipment.

3.03 TEMPORARY UTILITY INSTALLATION

A. General: Install temporary service or connect to existing service.

1. Arrange with utility company, Owner, and existing users for time when service can be interrupted, if necessary, to make connections for temporary services.

B. Water Service: Install water service and distribution piping in sizes and pressures adequate for construction.

C. Sanitary Facilities: Provide temporary toilets, wash facilities, safety shower and eyewash facilities, and drinking water for use of construction personnel. Comply with requirements of authorities having jurisdiction for type, number, location, operation, and maintenance of fixtures and facilities.
1. Use of Permanent Toilets: Use of Owner's existing or new toilet facilities is not permitted.

D. Temporary Heating and Cooling: Provide temporary heating and cooling required by construction activities for curing or drying of completed installations or for protecting installed construction from adverse effects of low temperatures or high humidity. Select equipment that will not have a harmful effect on completed installations or elements being installed.
1. Provide temporary dehumidification systems when required to reduce ambient and substrate moisture levels to level required to allow installation or application of finishes and their proper curing or drying.

E. Electric Power Service: Connect to Owner's existing electric power service. Maintain equipment in a condition acceptable to Owner.

F. Lighting: Provide temporary lighting with local switching that provides adequate illumination for construction operations, observations, inspections, and traffic conditions.
1. Install and operate temporary lighting that fulfills security and protection requirements without operating entire system.

G. Telephone Service: Provide temporary telephone service in common-use facilities for use by all construction personnel. Install WiFi cell phone access equipment.
1. At each site trailer exit, post a list of important telephone numbers.
   a. Police and fire departments.
   b. Ambulance service.
   c. Contractor's home office.
   d. Contractor's emergency after-hours telephone number.
   e. Architect's office.
   f. Engineers' offices.
   g. Owner's office.
   h. Principal subcontractors' field and home offices.

H. Electronic Communication Service: Provide secure WiFi wireless connection to internet with provisions for access by Architect and Owner.

3.04 SUPPORT FACILITIES INSTALLATION

A. Comply with the following:
1. Provide construction for temporary field offices, shops, and sheds located within construction area or within 30 feet of building lines that is noncombustible in accordance with ASTM E136. Comply with NFPA 241.

2. Maintain support facilities until Architect schedules Substantial Completion inspection. Remove before Substantial Completion. Personnel remaining after Substantial Completion will be permitted to use permanent facilities, under conditions acceptable to Owner.

B. Traffic Controls: Comply with requirements of authorities having jurisdiction.
1. Protect existing site improvements to remain, including curbs, pavement, and utilities.
2. Maintain access for fire-fighting equipment and access to fire hydrants.

C. Parking: Use designated areas of Owner's existing parking areas for construction personnel.

D. Storage and Staging: Use designated areas of Project site for storage and staging needs.

E. Project Signs: Provide Project signs as indicated. Unauthorized signs are not permitted.
1. Identification Signs: Provide Project identification signs as indicated on Drawings.
2. Temporary Signs: Provide other signs as indicated and as required to inform public and individuals seeking entrance to Project.
   a. Provide temporary, directional signs for construction personnel and visitors.
3. Maintain and touch up signs, so they are legible at all times.

F. Waste Disposal Facilities: Comply with requirements specified in Section 017419 - Construction Waste Management and Disposal.

G. Waste Disposal Facilities: Provide waste-collection containers in sizes adequate to handle waste from construction operations. Comply with requirements of authorities having jurisdiction. Comply with progress cleaning requirements in Section 017000 – Execution and Closeout Requirements.

H. Lifts and Hoists: Provide facilities necessary for hoisting materials and personnel.
1. Truck cranes and similar devices used for hoisting materials are considered "tools and equipment" and not temporary facilities.

I. Existing Stair Usage: Use of Owner's existing stairs will be permitted, provided stairs are cleaned and maintained in a condition acceptable to Owner. At Substantial Completion, restore stairs to condition existing before initial use.
1. Provide protective coverings, barriers, devices, signs, or other procedures to protect stairs and to maintain means of egress. If stairs become damaged, restore damaged areas, so no evidence remains of correction work.

J. Temporary Use of Permanent Stairs: Use of new stairs for construction traffic will be permitted, provided stairs are protected and finishes are restored to new condition at time of Substantial Completion.

3.05 SECURITY AND PROTECTION FACILITIES INSTALLATION

A. Protection of Existing Facilities: Protect existing vegetation, equipment, structures, utilities, and other improvements at Project site and on adjacent properties, except those indicated to be removed or altered. Repair damage to existing facilities.
1. Where access to adjacent properties is required in order to affect protection of existing facilities, obtain written permission from adjacent property owner to access property for that purpose.

B. Environmental Protection: Provide protection, operate temporary facilities, and conduct construction as required to comply with environmental regulations and that also minimize possible air, waterway, and subsoil contamination or pollution or other undesirable effects.
   1. Comply with work restrictions specified in Section 011400 – Work Restrictions.

C. Temporary Erosion and Sedimentation Control: Comply with requirements of EPA Construction General Permit or authorities having jurisdiction, whichever is more stringent and requirements specified in Section 311000 - Site Clearing.

D. Stormwater Control: Comply with requirements of authorities having jurisdiction. Provide barriers in and around excavations and subgrade construction to prevent flooding by runoff of stormwater from heavy rains.

E. Pest Control: Engage pest-control service to recommend practices to minimize attraction and harboring of rodents, roaches, and other pests and to perform extermination and control procedures at regular intervals, so Project will be free of pests and their residues at Substantial Completion. Perform control operations lawfully, using materials approved by authorities having jurisdiction.

F. Site Enclosure Fence: Before construction operations begin, furnish and install site enclosure fence in a manner that will prevent people from easily entering site except by entrance gates.
   1. Extent of Fence: As required to enclose entire Project site or portion determined sufficient to accommodate construction operations.
   2. Maintain security by limiting number of keys and restricting distribution to authorized personnel. Furnish one set of keys to Owner.

G. Security Enclosure and Lockup: Install temporary enclosure around partially completed areas of construction. Provide lockable entrances to prevent unauthorized entrance, vandalism, theft, and similar violations of security. Lock entrances at end of each workday.

H. Barricades, Warning Signs, and Lights: Comply with requirements of authorities having jurisdiction for erecting structurally adequate barricades, including warning signs and lighting.

I. Temporary Egress: Provide temporary egress from existing occupied facilities as indicated and as required by authorities having jurisdiction. Provide signage directing occupants to temporary egress.

J. Temporary Enclosures: Provide temporary enclosures for protection of construction, in progress and completed, from exposure, foul weather, other construction operations, and similar activities. Provide temporary weathertight enclosure for building exterior.
   1. Where heating or cooling is needed and permanent enclosure is incomplete, insulate temporary enclosures.

K. Temporary Partitions: Provide floor-to-ceiling dustproof partitions to limit dust and dirt migration and to separate areas occupied by Owner from fumes and noise.
   1. Construct dustproof partitions with gypsum wallboard, with joints taped on occupied side, and fire-retardant-treated plywood on construction operations side.
      a. Construct vestibule and airlock at each entrance through temporary partition with not less than [48] inches ([1219.2] mm) between doors. Maintain water-dampened foot mats in vestibule.

2. Where fire-resistance-rated temporary partitions are indicated or are required by authorities having jurisdiction, construct partitions according to the rated assemblies. Contractor is responsible for providing and verifying appropriate assembly with authorities having jurisdiction.
3. Insulate partitions to control noise transmission to occupied areas.
4. Seal joints and perimeter. Equip partitions with gasketed dustproof doors and security locks where openings are required.
5. Protect air-handling equipment.
6. Provide walk-off mats at each entrance through temporary partition.

L. Temporary Fire Protection: Install and maintain temporary fire-protection facilities of types needed to protect against reasonably predictable and controllable fire losses. Comply with NFPA 241; manage fire-prevention program.
1. Prohibit smoking in construction areas. Comply with additional limits on smoking specified in other Sections.
2. Supervise welding operations, combustion-type temporary heating units, and similar sources of fire ignition in accordance with requirements of authorities having jurisdiction.
3. Develop and supervise an overall fire-prevention and -protection program for personnel at Project site. Review needs with local fire department and establish procedures to be followed. Instruct personnel in methods and procedures. Post warnings and information.
4. Provide temporary standpipes and hoses for fire protection. Hang hoses with a warning sign, stating that hoses are for fire-protection purposes only and are not to be removed. Match hose size with outlet size and equip with suitable nozzles.

3.06 MOISTURE AND MOLD CONTROL

A. Moisture and Mold Protection: Protect stored materials and installed Work in accordance with Moisture and Mold Protection Plan.
a.

3.07 OPERATION, TERMINATION, AND REMOVAL

A. Supervision: Enforce strict discipline in use of temporary facilities. To minimize waste and abuse, limit availability of temporary facilities to essential and intended uses.

B. Maintenance: Maintain facilities in good operating condition until removal.
1. Maintain operation of temporary enclosures, heating, cooling, humidity control, ventilation, and similar facilities on a 24-hour basis where required to achieve indicated results and to avoid possibility of damage.

C. Temporary Facility Changeover: Do not change over from using temporary security and protection facilities to permanent facilities until Substantial Completion.

D. Termination and Removal: Remove each temporary facility when need for its service has ended, when it has been replaced by authorized use of a permanent facility, or no later than Substantial Completion. Complete or, if necessary, restore permanent construction that may have been delayed because of interference with temporary facility. Repair damaged Work, clean exposed surfaces, and replace construction that cannot be satisfactorily repaired.
1. Materials and facilities that constitute temporary facilities are property of Contractor. Owner reserves right to take possession of Project identification signs.

2. Remove temporary roads and paved areas not intended for or acceptable for integration into permanent construction. Where area is intended for landscape development, remove soil and aggregate fill that do not comply with requirements for fill or subsoil. Remove materials contaminated with road oil, asphalt and other petrochemical compounds, and other substances that might impair growth of plant materials or lawns. Repair or replace street paving, curbs, and sidewalks at temporary entrances, as required by authorities having jurisdiction.
3. At Substantial Completion, repair, renovate, and clean permanent facilities used during construction period. Comply with final cleaning requirements specified in Section 017000 – Execution and Closeout Procedures.

END OF SECTION 015000

SECTION 015719
TEMPORARY ENVIRONMENTAL CONTROLS

PART 1 GENERAL

1.01 SECTION INCLUDES

A. Construction procedures to promote adequate indoor air quality after construction.

1.02 PROJECT GOALS

A. Dust and Airborne Particulates: Prevent deposition of dust and other particulates in HVAC ducts and equipment.
   1. Cleaning of ductwork is not contemplated under this Contract.
   2. Contractor shall bear the cost of cleaning required due to failure to protect ducts and equipment from construction dust.

B. Airborne Contaminants: Procedures and products have been specified to minimize indoor air pollutants.
   1. Furnish products meeting the specifications.
   2. Avoid construction practices that could result in contamination of installed products leading to indoor air pollution.

1.03 REFERENCE STANDARDS

A. SMACNA (OCC) - IAQ Guidelines for Occupied Buildings Under Construction; 2007.

1.04 DEFINITIONS

A. Adsorptive Materials: Gypsum board, acoustical ceiling tile and panels, carpet and carpet tile, fabrics, fibrous insulation, and other similar products.

B. Contaminants: Gases, vapors, regulated pollutants, airborne mold and mildew, and the like, as specified.

C. Particulates: Dust, dirt, and other airborne solid matter.

D. Wet Work: Concrete, plaster, coatings, and other products that emit water vapor or volatile organic compounds during installation, drying, or curing.

PART 2 PRODUCTS – NOT USED

PART 3 EXECUTION

3.01 CONSTRUCTION PROCEDURES

A. Prevent the absorption of moisture and humidity by adsorptive materials by:

1. Sequencing the delivery of such materials so that they are not present in the building until wet work is completed and dry.
2. Delivery and storage of such materials in fully sealed moisture-impermeable packaging.
3. Provide sufficient ventilation for drying within reasonable time frame.

B. Begin construction ventilation when building is substantially enclosed.

C. Do not store construction materials or waste in mechanical or electrical rooms.

D. Prior to use of return air ductwork without intake filters clean up and remove dust and debris generated by construction activities.
1. Inspect duct intakes, return air grilles, and terminal units for dust.
2. Clean plenum spaces, including top sides of lay-in ceilings, outsides of ducts, tops of pipes and conduit.
3. Clean tops of doors and frames.
4. Clean mechanical and electrical rooms, including tops of pipes, ducts, and conduit, equipment, and supports.
5. Clean return plenums of air handling units.
6. Remove intake filters last, after cleaning is complete.

E. Do not perform dusty or dirty work after starting use of return air ducts without intake filters.

F. Use other relevant recommendations of SMACNA (OCC) for avoiding unnecessary contamination due to construction procedures.

END OF SECTION 015719

SECTION 01 71 33
Protection of Adjacent Construction

1. Worker Decontamination Enclosure Systems

1.1 Worker decontamination enclosure systems shall be provided at all locations where workers will enter or exit the work area. One system at a single location for each contained work area is required. These systems may consist of existing rooms outside of the work area, if the layout is appropriate, that can be enclosed in plastic sheeting and are accessible from the work area. When this situation does not exist, enclosure systems may be constructed out of metal, wood or plastic supports as appropriate.

1.2 Plans for construction, including materials and layout, shall be submitted as shop drawings and approved, in writing by the University prior to work initiation. Worker decontamination enclosure systems constructed at the work site shall utilize 6-mil opaque black or white polyethylene sheeting or other acceptable materials for privacy.

1.3 The worker decontamination enclosure system shall consist of at least a clean room, a shower room, and an equipment room, each separated from each other and from the work area by airlocks.

1.4 Entry to and exit from all airlocks and decontamination enclosure system chambers shall be through curtained doorways consisting of two sheets of overlapping polyethylene sheeting. One sheet shall be secured at the top and left side, the other sheet at the top and right side. Both sheets shall have weights attached to the bottom to insure that they hang straight and maintain a seal over the doorway when not in use. Doorway designs, providing equivalent protection and acceptable to the University may be utilized.

1.5 Access between any two rooms in the decontamination enclosure system shall be through an airlock with at least three feet separating each curtained doorway. Pathways into (from clean to contaminated) and out from (contaminated to clean) the work area shall be clearly designated.

1.6 Clean room shall be sized to adequately accommodate the work crew. Benches shall be provided, as well as hooks for hanging up street clothes. (Lockers may be provided for valuable. However, workers may be requested to secure valuables in their cars.) Shelves for storing respirators shall also be provided in this area. Clean work clothes (if required under disposables), clean disposable clothing, replacement filters for respirators, towels and other necessary items shall be provided in adequate supply at the clean room. A location for postings shall also be provided in this area. Whenever possible, a lockable door shall be used to permit access into the clean room from outside the work area. Lighting, heat and electricity shall be provided as necessary for comfort. This space shall not be used for storage of tools, equipment or materials, (except as specifically designated) or as office space.

1.7 Shower room shall contain one or more showers as necessary to adequately accommodate workers. Each shower head shall be supplied with hot and cold water adjustable at the tap. The shower enclosure shall be constructed to ensure against leakage of any kind. An adequate supply of soap, shampoo and towels shall be supplied by the Contractor and be available at all times. Shower water shall be drained, collected and filtered through a system with at least 5 micron particle size collection capability. (Note: A system containing a series of several filters with progressively smaller pore sizes is recommended to avoid rapid clogging of filtration system by large particles.)

1.8 The equipment room shall be used for storage of equipment and tools at the end of a shift after they have been decontaminated using a HEPA filtered vacuum and/or wet cleaning techniques as appropriate. Replacement filters (in sealed containers until used) for HEPA vacuums and negative pressure ventilation equipment, extra tools, containers of surfactant and other materials and equipment that may be required during the abatement may also be stored here as needed. A walk off pan (a small children's swimming pool or equivalent filled with water shall be located in the work area just outside the equipment room for workers to clean off foot coverings after leaving the work area and prevent excessive contamination of the worker decontamination enclosure system. A drum lined with a labeled 6-mil polyethylene bag for collection of disposable clothing shall be located in this room. Contaminated footwear (e.g. rubber boots, other re-usable footwear) shall be stored in this area for re-use the following work day.

2. Waste Container Pass Out Airlock

2.1 The waste container pass out airlock shall be constructed at some location away from the worker decontamination enclosure system. Wherever possible, this shall be located where there is direct access from the work area to the outside of the building.

2.2 This airlock system shall consist of an airlock, a container staging area, and another airlock with access to outside the work area.

2.3 The waste container pass out airlock shall be constructed in similar fashion to the worker decontamination enclosure system using similar materials and airlock and curtain doorway designs.

2.4 This airlock system shall **not** be used to enter or exit the work site.

***** END OF SECTION 01 71 33 *****

SECTION 017300
EXECUTION

PART 1 GENERAL

1.01 SUMMARY

A. Section includes general administrative and procedural requirements governing execution of the Work, including, but not limited to, the following:
   1. Installation.
   2. Cutting and patching.
   3. Coordination of Owner's portion of the Work.
   4. Progress cleaning.
   5. Correction of the Work.

B. Related Requirements:
   1. Section 011000 "Summary" for coordination of Owner-furnished products , Owner-performed work , and limits on use of Project site.
   2. Section 013300 "Submittal Procedures" for submitting surveys.
   3. Section 017423 “Cleanup Procedures”
   4. Section 017700 "Closeout Procedures" for submitting final property survey with Project Record Documents, recording of Owner-accepted deviations from indicated lines and levels, replacing defective work, and final cleaning.
   5. Section 024100 " Demolition" for demolition and removal of selected portions of the building.
   6. Section 078100 "Applied Fireproofing" for fire-rated construction.

1.02 Related Documents

A. Drawings and general provisions of the Contract, including General and Supplementary Conditions and other Division 01 Specification Sections, apply to this Section.

1.03 DEFINITIONS

A. Cutting: Removal of in-place construction necessary to permit installation or performance of subsequent work.

B. Patching: Fitting and repair work required to restore construction to original conditions after installation of subsequent work.

1.04 REFERENCE STANDARDS

A. NFPA 241 - Standard for Safeguarding Construction, Alteration, and Demolition Operations; 2022, with Errata (2021).

1.05 PREINSTALLATION MEETINGS

1.06 INFORMATIONAL SUBMITTALS

A. Landfill Receipts: Submit copy of receipts issued by a landfill facility, licensed to accept hazardous materials, for hazardous waste disposal.

1.07 CLOSEOUT SUBMITTALS

1.08 QUALITY ASSURANCE

A. Professional Engineer Qualifications: Refer to Section 014000 "Quality Requirements."

B. Manufacturer's Installation Instructions: Obtain and maintain on-site manufacturer's written recommendations and instructions for installation of specified products and equipment.

PART 2 PRODUCTS

2.01 MATERIALS

A. Comply with requirements specified in other Sections.
   1. For projects requiring compliance with sustainable design and construction practices and procedures, use products for patching that comply with sustainable design requirements.

B. In-Place Materials: Use materials for patching identical to in-place materials. For exposed surfaces, use materials that visually match in-place adjacent surfaces to the fullest extent possible.
   1. If identical materials are unavailable or cannot be used, use materials that, when installed, will provide a match acceptable to Architect for the visual and functional performance of in-place materials. Use materials that are not considered hazardous.

C. Cleaning Agents: Use cleaning materials and agents recommended by manufacturer or fabricator of the surface to be cleaned. Do not use cleaning agents that are potentially hazardous to health or property or that might damage finished surfaces.
   1. Use cleaning products that comply with Green Seal's GS-37, or if GS-37 is not applicable, use products that comply with the California Code of Regulations maximum allowable VOC levels.

PART 3 EXECUTION

3.01 EXAMINATION

A. Written Report: Where a written report listing conditions detrimental to performance of the Work is required by other Sections, include the following:
   1. Description of the Work, including Specification Section number and paragraph, and Drawing sheet number and detail, where applicable.
   2. List of detrimental conditions, including substrates.
   3. List of unacceptable installation tolerances.
   4. Recommended corrections.

B. Proceed with installation only after unsatisfactory conditions have been corrected. Proceeding with the Work indicates acceptance of surfaces and conditions.

3.02 PREPARATION

A. .

B. Field Measurements: Take field measurements as required to fit the Work properly. Recheck measurements before installing each product. Where portions of the Work are indicated to fit to other construction, verify dimensions of other construction by field measurements before fabrication. Coordinate fabrication schedule with construction progress to avoid delaying the Work.

C. Space Requirements: Verify space requirements and dimensions of items shown diagrammatically on Drawings.

D. Review of Contract Documents and Field Conditions: Immediately on discovery of the need for clarification of the Contract Documents, submit a request for information to Architect in accordance with requirements in Section 013100 "Project Management and Coordination."

3.03 INSTALLATION

A. Locate the Work and components of the Work accurately, in correct alignment and elevation, as indicated.
   1. Make vertical work plumb, and make horizontal work level.
   2. Where space is limited, install components to maximize space available for maintenance and ease of removal for replacement.
   3. Conceal pipes, ducts, and wiring in finished areas unless otherwise indicated.
   4. Maintain minimum headroom clearance of 96 inches in occupied spaces and 90 inches in unoccupied spaces, unless otherwise indicated on Drawings.

B. Comply with manufacturer's written instructions and recommendations for installing products in applications indicated.

C. Install products at the time and under conditions that will ensure satisfactory results as judged by Architect. Maintain conditions required for product performance until Substantial Completion.

D. Conduct construction operations, so no part of the Work is subjected to damaging operations or loading in excess of that expected during normal conditions of occupancy of type expected for Project.

E. Sequence the Work and allow adequate clearances to accommodate movement of construction items on-site and placement in permanent locations.

F. Tools and Equipment: Select tools or equipment that minimize production of excessive noise levels.

G. Templates: Obtain and distribute to the parties involved templates for Work specified to be factory prepared and field installed. Check Shop Drawings of other portions of the Work to confirm that adequate provisions are made for locating and installing products to comply with indicated requirements.

H. Attachment: Provide blocking and attachment plates and anchors and fasteners of adequate size and number to securely anchor each component in place, accurately located and aligned

with other portions of the Work. Where size and type of attachments are not indicated, verify size and type required for load conditions with manufacturer.

1. Mounting Heights: Where mounting heights are not indicated, mount components at heights directed by Architect.
2. Allow for building movement, including thermal expansion and contraction.
3. Coordinate installation of anchorages. Furnish setting drawings, templates, and directions for installing anchorages, including sleeves, concrete inserts, anchor bolts, and items with integral anchors, that are to be embedded in concrete or masonry. Deliver such items to Project site in time for installation.

I. Joints: Make joints of uniform width. Where joint locations in exposed Work are not indicated, arrange joints for the best visual effect, as judged by Architect. Fit exposed connections together to form hairline joints.

3.04 CUTTING AND PATCHING

A. General: Employ skilled workers to perform cutting and patching. Proceed with cutting and patching at the earliest feasible time, and complete without delay.

1. Cut in-place construction to provide for installation of other components or performance of other construction, and subsequently patch as required to restore surfaces to their original condition.

B. Existing Warranties: Remove, replace, patch, and repair materials and surfaces cut or damaged during installation or cutting and patching operations, by methods and with materials so as not to void existing warranties.

C. Temporary Support: Provide temporary support of Work to be cut.

D. Protection: Protect in-place construction during cutting and patching to prevent damage. Provide protection from adverse weather conditions for portions of Project that might be exposed during cutting and patching operations.

E. Adjacent Occupied Areas: Where interference with use of adjoining areas or interruption of free passage to adjoining areas is unavoidable, coordinate cutting and patching in accordance with requirements in Section 011000 "Summary."

F. Existing Utility Services and Mechanical/Electrical Systems: Where existing services/systems are required to be removed, relocated, or abandoned, bypass such services/systems before cutting to minimize interruption to occupied areas.

1. Coordinate any required interruption of service with Owner, provide 7-calendar day notification prior to agreed upon interruption.

G. Cutting: Cut in-place construction by sawing, drilling, breaking, chipping, grinding, and similar operations, including excavation, using methods least likely to damage elements retained or adjoining construction. If possible, review proposed procedures with original Installer; comply with original Installer's written recommendations.

1. In general, use hand or small power tools designed for sawing and grinding, not hammering and chopping. Cut holes and slots neatly to minimum size required, and with minimum disturbance of adjacent surfaces. Temporarily cover openings when not in use.
2. Finished Surfaces: Cut or drill from the exposed or finished side into concealed surfaces.
3. Concrete : Cut using a cutting machine, such as an abrasive saw or a diamond-core drill.

4. Excavating and Backfilling: Comply with requirements in applicable Sections where required by cutting and patching operations.
5. Mechanical and Electrical Services: Cut off pipe or conduit in walls or partitions to be removed. Cap, valve, or plug and seal remaining portion of pipe or conduit to prevent entrance of moisture or other foreign matter after cutting.
6. Proceed with patching after construction operations requiring cutting are complete.

H. Patching: Patch construction by filling, repairing, refinishing, closing up, and similar operations following performance of other Work. Patch with durable seams that are as invisible as practicable, as judged by Architect. Provide materials and comply with installation requirements specified in other Sections, where applicable.
1. Inspection: Where feasible, test and inspect patched areas after completion to demonstrate physical integrity of installation.
2. Exposed Finishes: Restore exposed finishes of patched areas and extend finish restoration into retained adjoining construction in a manner that will eliminate evidence of patching and refinishing.
    a. Clean piping, conduit, and similar features before applying paint or other finishing materials.
    b. Restore damaged pipe covering to its original condition.
3. Floors and Walls: Where walls or partitions that are removed extend one finished area into another, patch and repair floor and wall surfaces in the new space. Provide an even surface of uniform finish, color, texture, and appearance. Remove in-place floor and wall coverings and replace with new materials, if necessary, to achieve uniform color and appearance.
    a. Where patching occurs in a painted surface, prepare substrate and apply primer and intermediate paint coats appropriate for substrate over the patch, and apply final paint coat over entire unbroken surface containing the patch, corner to corner of wall and edge to edge of ceiling. Provide additional coats until patch blends with adjacent surfaces.
4. Ceilings: Patch, repair, or rehang in-place ceilings as necessary to provide an even-plane surface of uniform appearance.
5. Exterior Building Enclosure: Patch components in a manner that restores enclosure to a weathertight condition and ensures thermal and moisture integrity of building enclosure.

I. Cleaning: Clean areas and spaces where cutting and patching are performed. Remove paint, mortar, oils, putty, and similar materials from adjacent finished surfaces.

3.05 COORDINATION OF OWNER'S PORTION OF THE WORK

A. Site Access: Provide access to Project site for Owner's construction personnel when required.
1. Provide temporary facilities required for Owner-furnished, Contractor-installed and Owner-furnished, Owner-installed products.
2. Refer to Section 011000 "Summary" for other requirements for Owner-furnished, Contractor-installed and Owner-furnished, Owner-installed products.

B. Coordination: Coordinate construction and operations of the Work with work performed by Owner's construction personnel.
1. Construction Schedule: Inform Owner of Contractor's preferred construction schedule for Owner's portion of the Work. Adjust construction schedule based on a mutually agreeable

timetable. Notify Owner if changes to schedule are required due to differences in actual construction progress.

2. Preinstallation Conferences: Include Owner's construction personnel at preinstallation conferences covering portions of the Work that are to receive Owner's work. Attend preinstallation conferences conducted by Owner's construction personnel if portions of the Work depend on Owner's construction.

3.06 PROGRESS CLEANING

A. Clean Project site and work areas daily, including common areas. Enforce requirements strictly. Dispose of materials lawfully.

1. Comply with requirements in NFPA 241 for removal of combustible waste materials and debris.
2. Do not hold waste materials more than seven days during normal weather or three days if the temperature is expected to rise above 80 deg F.
3. Containerize hazardous and unsanitary waste materials separately from other waste. Mark containers appropriately and dispose of legally, in accordance with regulations.
   a. Use containers intended for holding waste materials of type to be stored.

B. Site: Maintain Project site free of waste materials and debris.

C. Work Areas: Clean areas where Work is in progress to the level of cleanliness necessary for proper execution of the Work.

1. Remove liquid spills promptly.
2. Where dust would impair proper execution of the Work, broom-clean or vacuum the entire work area, as appropriate.

D. Installed Work: Keep installed work clean. Clean installed surfaces in accordance with written instructions of manufacturer or fabricator of product installed, using only cleaning materials specifically recommended. If specific cleaning materials are not recommended, use cleaning materials that are not hazardous to health or property and that will not damage exposed surfaces.

E. Concealed Spaces: Remove debris from concealed spaces before enclosing the space.

F. Exposed Surfaces: Clean exposed surfaces and protect as necessary to ensure freedom from damage and deterioration at time of Substantial Completion.

G. Waste Disposal: Do not bury or burn waste materials on-site. Do not wash waste materials down sewers or into waterways. Comply with waste disposal requirements in Section 017419 "Construction Waste Management and Disposal."

H. During handling and installation, clean and protect construction in progress and adjoining materials already in place. Apply protective covering where required to ensure protection from damage or deterioration at Substantial Completion.

I. Clean and provide maintenance on completed construction as frequently as necessary through the remainder of the construction period. Adjust and lubricate operable components to ensure operability without damaging effects.

J. Limiting Exposures: Supervise construction operations to ensure that no part of the construction, completed or in progress, is subject to harmful, dangerous, damaging, or otherwise deleterious exposure during the construction period.

3.07 CORRECTION OF THE WORK

A. Repair or remove and replace damaged, defective, or nonconforming Work. Restore damaged substrates and finishes.
   1. Repairing includes replacing defective parts, refinishing damaged surfaces, touching up with matching materials, and properly adjusting operating equipment.

B. Repair Work previously completed and subsequently damaged during construction period. Repair to like-new condition.

C. Restore permanent facilities used during construction to their specified condition.

D. Remove and replace damaged surfaces that are exposed to view if surfaces cannot be repaired without visible evidence of repair.

E. Repair components that do not operate properly. Remove and replace operating components that cannot be repaired.

F. Remove and replace chipped, scratched, and broken glass or reflective surfaces.

END OF SECTION 017300

SECTION 017419
CONSTRUCTION WASTE MANAGEMENT AND DISPOSAL

PART 1 GENERAL

1.01 WASTE MANAGEMENT REQUIREMENTS

A. It is the Owner's goal to recycle as much construction related waste material as feasible, created as a result of the construction of this project.

B. Employ processes that ensure the generation of as little waste as possible due to error, poor planning, breakage, mishandling, contamination, or other factors.

C. Minimize trash/waste disposal in landfills; reuse, salvage, or recycle as much waste as economically feasible.

D. Contractor Reporting Responsibilities: Submit periodic Waste Disposal Reports; report landfill disposal, incineration, recycling, salvage, and reuse regardless of to whom the cost or savings accrues; use the same units of measure on required reports.

E. Develop and follow a Waste Management Plan designed to implement these requirements.

F. Methods of trash/waste disposal that are not acceptable are:
   1. Burning on the project site.
   2. Burying on the project site.
   3. Dumping or burying on other property, public or private.
   4. Other illegal dumping or burying.

G. Regulatory Requirements: Contractor is responsible for knowing and complying with regulatory requirements, including but not limited to Federal, state and local requirements, pertaining to legal disposal of all construction and demolition waste materials.

1.02 RELATED REQUIREMENTS

A. Section 013000 - Administrative Requirements: Additional requirements for project meetings, reports, submittal procedures, and project documentation.

B. Section 015000 - Temporary Facilities and Controls: Additional requirements related to trash/waste collection and removal facilities and services.

C. Section 017000 - Execution and Closeout Requirements: Trash/waste prevention procedures related to demolition, cutting and patching, installation, protection, and cleaning.

D. Section 024100 - Demolition for removal and salvage of items for reinstallation in project or for delivery to Owner.

1.03 DEFINITIONS

A. Refer to Section 024100 - Demolition for definitions related to removal and salvage of items for reinstallation in project or for delivery to Owner.

B. Clean: Untreated and unpainted; not contaminated with oils, solvents, caulk, or the like.

C. Construction and Demolition Waste: Solid wastes typically including building and site improvement materials, packaging, trash, debris, and rubble resulting from construction, remodeling, repair and demolition operations.

D. Disposal: Removal of demolition or construction waste and subsequent salvage, sale, recycling, or deposit in landfill, incinerator acceptable to authorities having jurisdiction, or designated spoil areas on Owner's property.

E. Hazardous: Exhibiting the characteristics of hazardous substances, i.e., ignitibility, corrosivity, toxicity or reactivity.

F. Nonhazardous: Exhibiting none of the characteristics of hazardous substances, i.e., ignitibility, corrosivity, toxicity, or reactivity.

G. Nontoxic: Neither immediately poisonous to humans nor poisonous after a long period of exposure.

H. Recyclable: The ability of a product or material to be recovered at the end of its life cycle and remanufactured into a new product for reuse by others.

I. Recycle: To remove a waste material from the project site to another site for remanufacture into a new product for reuse by others.

J. Recycling: The process of sorting, cleansing, treating and reconstituting solid waste and other discarded materials for the purpose of using the altered form. Recycling does not include burning, incinerating, or thermally destroying waste.

K. Return: To give back reusable items or unused products to vendors for credit.

L. Reuse: To reuse a construction waste material in some manner on the project site.

M. Salvage: To remove a waste material from the project site to another site for resale or reuse by others.

N. Sediment: Soil and other debris that has been eroded and transported by storm or well production run-off water.

O. Source Separation: The act of keeping different types of waste materials separate beginning from the first time they become waste.

P. Toxic: Poisonous to humans either immediately or after a long period of exposure.

Q. Trash: Any product or material unable to be reused, returned, recycled, or salvaged.

R. Waste: Extra material or material that has reached the end of its useful life in its intended use. Waste includes salvageable, returnable, recyclable, and reusable material.

1.04 SUBMITTALS

A. See Section 013000 - Administrative Requirements for submittal procedures.

B. Waste Management Plan: Include the following information:

1. Analysis of the trash and waste projected to be generated during the entire project construction cycle, including types and quantities.
2. Landfill Options: The name, address, and telephone number of the landfill(s) where trash/waste will be disposed of, the applicable landfill tipping fee(s), and the projected cost of disposing of all project trash/waste in the landfill(s).
3. Landfill Alternatives: List all waste materials that will be diverted from landfills by reuse, salvage, or recycling.
4. Meetings: Describe regular meetings to be held to address waste prevention, reduction, recycling, salvage, reuse, and disposal.
5. Materials Handling Procedures: Describe the means by which materials to be diverted from landfills will be protected from contamination and prepared for acceptance by designated facilities; include separation procedures for recyclables, storage, and packaging.
6. Transportation: Identify the destination and means of transportation of materials to be recycled; i.e. whether materials will be site-separated and self-hauled to designated centers, or whether mixed materials will be collected by a waste hauler.

C. Waste Disposal Reports: Submit at specified intervals, with details of quantities of trash and waste, means of disposal or reuse, and costs; show both totals to date and since last report.
1. Submit updated Report with each Application for Progress Payment; failure to submit Report will delay payment.
2. Submit Report on a form acceptable to Owner.
3. Landfill Disposal: Include the following information:
    a. Identification of material.
    b. Amount, in tons or cubic yards, of trash/waste material from the project disposed of in landfills.
    c. State the identity of landfills, total amount of tipping fees paid to landfill, and total disposal cost.
    d. Include manifests, weight tickets, receipts, and invoices as evidence of quantity and cost.
4. Incinerator Disposal: Include the following information:
    a. Identification of material.
    b. Amount, in tons or cubic yards, of trash/waste material from the project delivered to incinerators.
    c. State the identity of incinerators, total amount of fees paid to incinerator, and total disposal cost.
    d. Include manifests, weight tickets, receipts, and invoices as evidence of quantity and cost.
5. Recycled and Salvaged Materials: Include the following information for each:
    a. Identification of material, including those retrieved by installer for use on other projects.
    b. Amount, in tons or cubic yards, date removed from the project site, and receiving party.
    c. Transportation cost, amount paid or received for the material, and the net total cost or savings of salvage or recycling each material.
    d. Include manifests, weight tickets, receipts, and invoices as evidence of quantity and cost.
    e. Certification by receiving party that materials will not be disposed of in landfills or by incineration.

6. Material Reused on Project: Include the following information for each:
    a. Identification of material and how it was used in the project.
    b. Amount, in tons or cubic yards.
    c. Include weight tickets as evidence of quantity.
7. Other Disposal Methods: Include information similar to that described above, as appropriate to disposal method.

PART 2 EXECUTION

2.01 MATERIALS OWNERSHIP

A. Unless otherwise indicated, demolition and construction waste becomes property of Contractor.

B. Historic items, relics, antiques, and similar objects including, but not limited to, cornerstones and their contents, commemorative plaques and tablets, and other items of interest or value to Owner that may be uncovered during demolition remain the property of Owner.
1. Carefully remove in a manner to prevent damage and promptly return to Owner.

2.02 WASTE MANAGEMENT PLAN

A. General: Develop a waste management plan according to requirements in this Section. Plan shall consist of waste identification and a waste reduction work plan.

B. Waste Identification: Indicate anticipated types of site-clearing and construction waste generated by the Work.

C. Waste Reduction Work Plan: List each type of waste and whether it will be salvaged, recycled, or disposed of in landfill or incinerator.
1. Recycled Materials: Include list of local receivers and processors and type of recycled materials each will accept.
2. Handling and Transportation Procedures: Include method that will be used for separating recyclable waste.

2.03 WASTE MANAGEMENT PROCEDURES

A. See Section 013000 for additional requirements for project meetings, reports, submittal procedures, and project documentation.

B. See Section 015000 for additional requirements related to trash/waste collection and removal facilities and services.

C. See Section 016000 for waste prevention requirements related to delivery, storage, and handling.

D. See Section 017000 for trash/waste prevention procedures related to demolition, cutting and patching, installation, protection, and cleaning.

2.04 WASTE MANAGEMENT PLAN IMPLEMENTATION

A. Manager: Designate an on-site person or persons responsible for instructing workers and overseeing and documenting results of the Waste Management Plan.

B. Communication: Distribute copies of the Waste Management Plan to job site foreman, each subcontractor, Owner, and Architect.

C. Instruction: Provide on-site instruction of appropriate separation, handling, and recycling, salvage, reuse, and return methods to be used by all parties at the appropriate stages of the project.

D. Meetings: Discuss trash/waste management goals and issues at project meetings.
   1. Prebid meeting.
   2. Preconstruction meeting.
   3. Regular job-site meetings.

E. Facilities: Provide specific facilities for separation and storage of materials for recycling, salvage, reuse, return, and trash disposal, for use by all contractors and installers.
   1. Provide containers as required.
   2. Provide adequate space for pick-up and delivery and convenience to subcontractors.
   3. Keep recycling and trash/waste bin areas neat and clean and clearly marked in order to avoid contamination of materials.

F. Site Access and Temporary Controls: Conduct waste management operations to ensure minimum interference with roads, streets, walks, walkways, and other adjacent occupied and used facilities.
   1. Designate and label specific areas on Project site necessary for separating materials that are to be salvaged and recycled.
   2. Comply with Section 015000 - Temporary Facilities and Controls for controlling dust and dirt, environmental protection, and noise control.

G. Hazardous Wastes: Separate, store, and dispose of hazardous wastes according to applicable regulations.

H. Recycling: Separate, store, protect, and handle at the site identified recyclable waste products in order to prevent contamination of materials and to maximize recyclability of identified materials. Arrange for timely pickups from the site or deliveries to recycling facility in order to prevent contamination of recyclable materials.

I. Reuse of Materials On-Site: Set aside, sort, and protect separated products in preparation for reuse.

J. Salvage: Set aside, sort, and protect products to be salvaged for reuse off-site.

2.05 RECYCLING CONSTRUCTION WASTE, GENERAL

A. General: Recycle paper and beverage containers used by on-site workers.

B. Preparation of Waste: Prepare and maintain recyclable waste materials according to recycling or reuse facility requirements. Maintain materials free of dirt, adhesives, solvents, petroleum contamination, and other substances deleterious to the recycling process.

C. Procedures: Separate recyclable waste from other waste materials, trash, and debris. Separate recyclable waste by type at Project site to the maximum extent practical according to construction waste management plan.
   1. Provide appropriately marked containers or bins for controlling recyclable waste until removed from Project site. Include list of acceptable and unacceptable materials at each container and bin.
      a. Inspect containers and bins for contamination and remove contaminated materials if found.
   2. Store processed materials on-site without intermixing with other materials.
      a. Place, grade, and shape stockpiles to drain surface water. Cover to prevent windblown dust.
      b. Store materials away from construction area. Do not store within drip line of remaining trees.
   3. Store recyclable waste off the ground and protect from the weather.
   4. Remove recyclable waste from Owner's property and transport to recycling receiver or processor as often as required to prevent overfilling bins.

2.06 RECYCLING CONSTRUCTION WASTE

A. Packaging:
   1. Cardboard and Boxes: Break down packaging into flat sheets. Bundle and store in a dry location.
   2. Polystyrene Packaging: Separate and bag materials.
   3. Pallets: As much as possible, require deliveries using pallets to remove pallets from Project site. For pallets that remain on-site, break down pallets into component wood pieces and comply with requirements for recycling wood.
   4. Crates: Break down crates into component wood pieces and comply with requirements for recycling wood.

B. Wood Materials:
   1. Clean Cut-Offs of Lumber: Grind or chip into small pieces.
   2. Clean Sawdust: Bag sawdust that does not contain painted or treated wood.

C. Paint: Seal containers and store by type.

2.07 DISPOSAL OF WASTE

A. General: Except for items or materials to be salvaged or recycled, remove waste materials from Project site and legally dispose of them in a landfill or incinerator acceptable to authorities having jurisdiction.
   1. Except as otherwise specified, do not allow waste materials that are to be disposed of accumulate on-site.
   2. Remove and transport debris in a manner that will prevent spillage on adjacent surfaces and areas.

END OF SECTION 017419

SECTION 01 74 23
CLEAN-UP PROCEDURE ASBESTOS ABATEMENT

1. Clean-up Procedure

1.1 Remove and containerize all visible accumulations of asbestos-containing material and asbestos contaminated debris utilizing rubber dustpans and rubber squeegees to move material around. Do not use metal shovels to pick up or move accumulated waste. Special care shall be taken to minimize damage to floor sheeting.

1.2 Wet clean all surfaces in the work area using rags, mops and sponges as appropriate. (Note: some HEPA vacuums might not be wet-dry vacuums. To pick up excess water and gross wet debris, an HEPA filtered, wet-dry vacuum may be used. The vacuum will be contaminated and require cleaning prior to removal from the work area.)

1.3 Remove the cleaned first layer of plastic sheeting from walls and floors. Windows, doors, HVAC system vents and all other openings shall remain sealed. The negative pressure ventilation units shall remain in continuous operation. Decontamination enclosure systems shall remain in place and be utilized.

1.4 After cleaning the work area, allow fibers to settle and HEPA vacuum and wet clean all objects and surfaces in the work area again.

1.5 Remove all containerized waste from the work area and waste container pass-out airlock.

1.6 Decontaminate all tools and equipment and remove at the appropriate time in the cleaning sequence.

1.7 The Contractor's Competent Person shall inspect the work area for visible residue. (Note: Area must be dry.) If any accumulation of residue is observed, it will be assumed to be asbestos and settling period/cleaning cycle repeated. Contractor is responsible for determining no visible residue in work area prior to contacting University indicating for University's visual inspection and clearance procedures.

1.8 The work area shall be cleaned until it is in compliance with criteria agreed upon by the Contractor and University prior to initiation of abatement activities. The cleaning will proceed until no unremoved material, residue, dust or debris is visibly detectable. All dust, debris and residue found in the work area will be considered asbestos. Additional cleaning cycles shall be provided, as necessary, at no cost to the University until these criteria have been met.

1.9 Following the satisfactory completion of clearance air monitoring, remaining barriers may be removed and properly disposed of. A final visual inspection by the University shall insure that no contamination remains in the work area. Unsatisfactory conditions may require additional cleaning and air monitoring. (See Section 01715 Re-establishment of the Work Area.)

END OF SECTION 01 74 23

SECTION 017700
CLOSEOUT PROCEDURES

PART 1 GENERAL

1.01 RELATED DOCUMENTS

A. Drawings and general provisions of the Contract, including General and Supplementary Conditions and other Division 01 Specification Sections, apply to this Section.

1.02 SUMMARY

A. Section includes administrative and procedural requirements for Contract closeout, including, but not limited to, the following:
   1. Substantial Completion procedures.
   2. Final completion procedures.
   3. Warranties.
   4. Final cleaning.

B. Related Requirements:
   1. Section 012900 "Payment Procedures" for requirements for Applications for Payment for Substantial Completion and Final Completion.
   2. Section 017719 “Closeout Requirements”
   3. Section 017800 “Closeout Submittals” for project record documents, operation and maintenance data, and warranties and bonds.
   4. Divisions 02 and 07 Sections for specific closeout and special cleaning requirements for the Work in those Sections.

1.03 DEFINITIONS

A. List of Incomplete Items: Contractor-prepared list of items to be completed or corrected ("punch list"), prepared for the Architect's use prior to Architect's inspection, to determine if the Work is substantially complete.

1.04 ACTION SUBMITTALS

A. Product Data: For each type of cleaning agent.

B. Contractor's List of Incomplete Items: Initial submittal at Substantial Completion.

C. Certified List of Incomplete Items: Final submittal at Final Completion.

1.05 CLOSEOUT SUBMITTALS

A. Certificates of Release: From authorities having jurisdiction.

B. Certificate of Insurance: For continuing coverage.

C. Field Report: For pest-control inspection.

1.06 MAINTENANCE MATERIAL SUBMITTALS

A. Schedule of Maintenance Material Items: For maintenance material submittal items required by other Sections.

1.07 SUBSTANTIAL COMPLETION PROCEDURES

A. Contractor's List of Incomplete Items: Prepare and submit a list of items to be completed and corrected (Contractor's "punch list"), indicating the value of each item on the list and reasons why the Work is incomplete.

B. Submittals Prior to Substantial Completion: Complete the following a minimum of 15 work days prior to requesting inspection for determining date of Substantial Completion. List items below that are incomplete at time of request.
   1. Certificates of Release: Obtain and submit releases from authorities having jurisdiction, permitting Owner unrestricted use of the Work and access to services and utilities. Include occupancy permits, operating certificates, and similar releases.
   2. Submit closeout submittals specified in other Division 01 Sections, including Project Record Documents, operation and maintenance manuals, damage or settlement surveys, property surveys, and similar final record information.
   3. Submit closeout submittals specified in individual Sections, including specific warranties, workmanship bonds, maintenance service agreements, final certifications, and similar documents.
   4. Submit maintenance material submittals specified in individual Sections, including tools, spare parts, extra materials, and similar items, and deliver to location designated by Architect . Label with manufacturer's name and model number.
      a. Schedule of Maintenance Material Items: Prepare and submit schedule of maintenance material submittal items, including name and quantity of each item and name and number of related Specification Section. Obtain Architect's signature for receipt of submittals.
   5. Submit testing, adjusting, and balancing records.
   6. Submit commissioning report.
   7. Submit changeover information related to Owner's occupancy, use, operation, and maintenance.

C. Procedures Prior to Substantial Completion: Complete the following a minimum of 15 days prior to requesting inspection for determining date of Substantial Completion. List items below that are incomplete at time of request.
   1. Advise Owner of pending insurance changeover requirements.
   2. Make final changeover of permanent locks and deliver keys to Owner. Advise Owner's personnel of changeover in security provisions.
   3. Complete startup and testing of systems and equipment.
   4. Perform preventive maintenance on equipment used prior to Substantial Completion.
   5. Instruct Owner's personnel in operation, adjustment, and maintenance of products, equipment, and systems. Submit demonstration and training video recordings specified in Section 017900 "Demonstration and Training."
   6. Advise Owner of changeover in utility services.

7. Participate with Owner in conducting inspection and walkthrough with local emergency responders.
8. Terminate and remove temporary facilities from Project site, along with mockups, construction tools, and similar elements.
9. Complete final cleaning requirements.
10. Touch up paint and otherwise repair and restore marred exposed finishes to eliminate visual defects.
11. Submit Final Closeout Package in accordance with Section 017800 “Closeout Submittals”

D. Inspection: Submit a written request for inspection to determine Substantial Completion a minimum of 15 days prior to date the Work will be completed and ready for final inspection and tests. On receipt of request, Architect will either proceed with inspection or notify Contractor of unfulfilled requirements. Architect will prepare the Certificate of Substantial Completion after inspection or will notify Contractor of items, either on Contractor's list or additional items identified by Architect, that must be completed or corrected before certificate will be issued.
1. Request reinspection when the Work identified in previous inspections as incomplete is completed or corrected.
2. Results of completed inspection will form the basis of requirements for Final Completion.

1.08 FINAL COMPLETION PROCEDURES

A. When Contractor considers work is complete, submit written certification that:
1. Contract Documents have been reviewed.
2. Work has been inspected for compliance with Contract Documents.
3. Work has been completed in accordance with Contract Documents and deficiencies listed with Certificate of Substantial Completion have been corrected.
4. Work is complete and ready for final inspection.
5. Submit project asbuilts and all applicable certificates.

B. Submittals Prior to Final Completion: Before requesting final inspection for determining Final Completion, complete the following:
1. Submit a final Application for Payment in accordance with Section 012900 "Payment Procedures."
2. Certified List of Incomplete Items: Submit certified copy of Architect's Substantial Completion inspection list of items to be completed or corrected (punch list), endorsed and dated by Architect. Certified copy of the list shall state that each item has been completed or otherwise resolved for acceptance.
3. Certificate of Insurance: Submit evidence of final, continuing insurance coverage complying with insurance requirements.
4. Submit pest-control final inspection report.
5. Submit Final Completion photographic documentation.
6. Submit Corrected Final Closeout Package in accordance with Section 017800 “Closeout Submittals”

C. Inspection: Submit a written request for final inspection to determine acceptance a minimum of 15 days prior to date the Work will be completed and ready for final inspection and tests. On receipt of request, Architect will either proceed with inspection or notify Contractor of

unfulfilled requirements. Architect will prepare a final Certificate for Payment after inspection or will notify Contractor of construction that must be completed or corrected before certificate will be issued.

1. Request reinspection when the Work identified in previous inspections as incomplete is completed or corrected.

1.09 LIST OF INCOMPLETE ITEMS

A. Organization of List: Include name and identification of each space and area affected by construction operations for incomplete items and items needing correction including, if necessary, areas disturbed by Contractor that are outside the limits of construction.

1. Organize list of spaces in sequential order, starting with exterior areas first and proceeding from lowest floor to highest floor, listed by room or space number.
2. Organize items applying to each space by major element, including categories for ceilings, individual walls, floors, equipment, and building systems.
3. Include the following information at the top of each page:
    a. Project name.
    b. Date.
    c. Name of Architect.
    d. Name of Contractor.
    e. Page number.
4. Submit list of incomplete items in the following format:
    a. Web-Based Project Software Upload: Utilize software feature for creating and updating list of incomplete items (punch list).

1.10 SUBMITTAL OF CLOSEOUT PACKAGE

A. Final Closeout Package: 5-days prior to Substantial Completion inspection, provide the final closeout package, submitted in accordance with Section 017800 “Closeout Submittals”

1.11 SUBMITTAL OF PROJECT WARRANTIES

A. Time of Submittal: Submit written warranties on request of Architect for designated portions of the Work where warranties are indicated to commence on dates other than date of Substantial Completion, or when delay in submittal of warranties might limit Owner's rights under warranty.

B. Partial Occupancy: Submit properly executed warranties within 15 days of completion of designated portions of the Work that are completed and occupied or used by Owner during construction period by separate agreement with Contractor.

C. Organize warranty documents into an orderly sequence based on the table of contents of Project Manual.

D. Warranty Electronic File: Provide warranties and bonds in PDF format. Assemble complete warranty and bond submittal package into a single electronic PDF file with bookmarks enabling navigation to each item. Provide bookmarked table of contents at beginning of document.

1. Submit by uploading to web-based project software site.

E. Provide additional copies of each warranty to include in operation and maintenance manuals.

1.12 GUARANTEE

1. Neither the final requisition for payment nor any provision in the Contract Documents nor partial or entire use or occupancy of the building by the Owner shall constitute an acceptance of work done in accordance with the Contract Documents or relieve the Contractor of liability in respect to express warranties or responsibility for faulty materials or workmanship. The Contractor shall remedy any defects in the work and pay for any damage to other work resulting therefrom which shall appear within one year from the date of substantial completion unless a longer period is specified. The Owner will give notice of observed defects with reasonable promptness.
2. Although subcontractors shall, throughout these Specifications, be required to provide guarantees for their respective work, the Contractor, in the last analysis, shall be responsible for all work and the guarantee thereof. In the case of disputes between subcontractors as to fault of problems, it is up to the Contractor to resolve these disputes or accept the cost of repair or replacement himself.

PART 2 PRODUCTS

2.01 MATERIALS

A. Cleaning Agents: Use cleaning materials and agents recommended by manufacturer or fabricator of the surface to be cleaned. Do not use cleaning agents that are potentially hazardous to health or property or that might damage finished surfaces.

B. All door hardware lock sets to include keys and cores used for temporary access doors during construction shall be turned over to UMaine at project close out.

C. Contractor to provide UMaine with existing lock set of all doors scheduled to remain.

PART 3 EXECUTION

3.01 FINAL CLEANING

A. General: Perform final cleaning. Conduct cleaning and waste-removal operations to comply with local laws and ordinances and Federal and local environmental and antipollution regulations.

B. Cleaning: Employ experienced workers or professional cleaners for final cleaning. Clean each surface or unit to condition expected in an average commercial building cleaning and maintenance program. Comply with manufacturer's written instructions.
1. Complete the following cleaning operations before requesting inspection for certification of Substantial Completion for entire Project or for a designated portion of Project:
   a. Remove tools, construction equipment, machinery, and surplus material from Project site.
   b. Sweep/Clean all flooring includingremoving all construction debris.
   c. Leave Project clean and ready for occupancy.

C. Pest Control: Comply with pest control requirements in Section 015000 "Temporary Facilities and Controls." Prepare written report.

D. Construction Waste Disposal: Comply with waste-disposal requirements in Section 017419 "Construction Waste Management and Disposal."

3.02 REPAIR OF THE WORK

A. Complete repair and restoration operations required by Section 017300 "Execution" before requesting inspection for determination of Substantial Completion.

END OF SECTION 017700

SECTION 01 77 19
CLOSEOUT REQUIREMENTS

PART 1 GENERAL

1. RE-ESTABLISHMENT OF THE WORK AREA AND SYSTEMS

1.1 Re-establishment of the work area shall only occur following the completion of clean-up procedures and after clearance air monitoring has been performed and documented to the satisfaction of the Owner.

1.2 Polyethylene barriers shall be removed from walls and floors at this time, maintaining decontamination enclosure systems and barriers over doors, windows, etc., as required.

1.3 The Contractor and Owner's Representative shall visually inspect the work area for any remaining visible dust, debris or residue. Evidence of contamination will necessitate additional cleaning requirements in accordance with Section 01 74 23.

1.4 Additional air monitoring shall be performed in accordance with Section 01 35 43.13 if additional clean-up is necessary.

1.5 Following satisfactory clearance of the work area, remaining polyethylene barriers may be removed and disposed of as asbestos-contaminated waste.

1.6 At the discretion of the Contractor, mandatory requirements for personal protective equipment may be waived following the removal of all barriers.

PART 2 to 3 – Not Used

*** END OF SECTION 01 77 19 ***

SECTION 017800
CLOSEOUT SUBMITTALS

PART 1 GENERAL

1.01 SECTION INCLUDES

A. Project record documents.

B. Warranties and bonds.

1.02 RELATED REQUIREMENTS

A. Section 013000 - Administrative Requirements: Submittals procedures, shop drawings, product data, and samples.

B. Section 017000 - Execution and Closeout Requirements: Contract closeout procedures.

C. Individual Product Sections: Specific requirements for operation and maintenance data.

D. Individual Product Sections: Warranties required for specific products or Work.

1.03 DEFINITIONS

A. System: An organized collection of parts, equipment, or subsystems united by regular interaction.

B. Subsystem: A portion of a system with characteristics similar to a system.

1.04 SUBMITTALS

A. Project Record Documents: Submit documents to Architect and Owner with claim for final Application for Payment.
   1. Record Drawings: Submit one set of marked-up as-built record prints.
   2. Record Shop Drawings
   3. Record Delegated Design Drawings, Calculations, and Studies: Calculations and studies to be provided in .pdf and native file format
   4. Record Specifications: Submit annotated PDF electronic files of Project's Specifications, including addenda and Contract modifications.
   5. Record Product Data: Submit annotated PDF electronic files and directories of each submittal.
      a. Include Record Product Data directory organized by Specification Section number and title, electronically linked to each item of Record Product Data.
      b. Where record Product Data are required as part of operation and maintenance manuals, submit duplicate marked-up Product Data as a component of manual.
   6. Miscellaneous Record Submittals: See other Specification Sections for miscellaneous record-keeping requirements and submittals in connection with various construction activities. Submit annotated PDF electronic files and directories of each submittal.

a. Include miscellaneous record submittals directory organized by Specification Section number and title, electronically linked to each item of miscellaneous record submittals.

7. Reports: Submit written report indicating items incorporated into Project Record Documents concurrent with progress of the Work, including revisions, concealed conditions, field changes, product selections, and other notations incorporated.

B. Warranties and Bonds:

1. For equipment or component parts of equipment put into service during construction with Owner's permission, submit documents within 10 days after acceptance.
2. Make other submittals within 5 days after Date of Substantial Completion, prior to final Application for Payment.
3. For items of Work for which acceptance is delayed beyond Date of Substantial Completion, submit within 10 days after acceptance, listing the date of acceptance as the beginning of the warranty period.

PART 2 PRODUCTS - NOT USED

PART 3 - EXECUTION

3.01 CLOSEOUT PACKAGE FORMAT

A. Draft Closeout Package: 15-days prior to Initial Closeout Meeting, provide a draft closeout package to the Architect and Owner for review. Incorporate feedback from Architect and Owner prior to submitting the Final Closeout Package. Draft Closeout Package for review is to follow the below folder structure format.

1.0 Project Record Documents: Include .pdf and native files when applicable.
- 1.01 Drawings
- 1.02 Specifications
- 1.03 Product Data
- 1.04 Delegated Design: Include Drawings, Calculations, and Studies
- 1.05 Shop Drawings
- 1.06 Special Inspections and Test Reports

3.02 PROJECT RECORD DOCUMENTS

A. Maintain on site one set of the following record documents; record actual revisions to the Work:

1. Drawings.
2. Specifications.
3. Addenda.
4. Change Orders and other modifications to the Contract.
5. Reviewed shop drawings, product data, and samples.
6. Reviewed delegated design drawings and calculation package

B. Ensure entries are complete and accurate, enabling future reference by Owner.

C. Store record documents separate from documents used for construction.

D. Record information concurrent with construction progress.

E. Specifications: Legibly mark and record at each product section description of actual products installed, including the following:
   1. Manufacturer's name and product name, model, and number.
   2. Record the name of supplier, Installer, and other information necessary to provide a record of selections made.
   3. Product substitutions or alternates utilized.
   4. Changes made by Addenda and modifications.

F. Record Drawings and Shop Drawings: Legibly mark each item to record actual construction.
   1. Preparation: Mark record prints to show the actual installation, where installation varies from that shown originally. Require individual or entity who obtained record data, whether individual or entity is Installer, subcontractor, or similar entity, to provide information for preparation of corresponding marked-up record prints.
      a. Give particular attention to information on concealed elements that would be difficult to identify or measure and record later.
      b. Accurately record information in an acceptable drawing technique.
      c. Record data as soon as possible after obtaining it.
      d. Record and check the markup before enclosing concealed installations.
      e. Cross-reference record prints to corresponding photographic documentation.
   2. Content: Types of items requiring marking include, but are not limited to, the following:
      a. Dimensional changes to Drawings.
      b. Revisions to details shown on Drawings.
      c. Measured depths of foundations in relation to finish first floor datum.
      d. Measured horizontal and vertical locations of underground utilities and appurtenances, referenced to permanent surface improvements.
      e. Measured locations of internal utilities and appurtenances concealed in construction, referenced to visible and accessible features of the Work.
      f. Revisions to routing of piping and conduits.
      g. Revisions to electrical circuitry.
      h. Actual equipment locations.
      i. Duct size and routing.
      j. Field changes of dimension and detail.
      k. Field records for variable and concealed conditions.
      l. Record information on the Work that is shown only schematically.
      m. Details not on original Contract drawings.
      n. Changes made by Change Order or Construction Change Directive.
      o. Changes made following Architect's written orders.
   3. Mark the Contract Drawings and Shop Drawings completely and accurately. Use personnel proficient at recording graphic information in production of marked-up record prints.
   4. Mark record prints with erasable, red-colored pencil. Use other colors to distinguish between changes for different categories of the Work at same location.
   5. Mark important additional information that was either shown schematically or omitted from original Drawings.
   6. Note Construction Change Directive numbers, alternate numbers, Change Order numbers, and similar identification, where applicable.

7. Record Digital Data Files: Immediately before inspection for Certificate of Substantial Completion, review marked-up record prints with Architect and Construction Manager. When authorized, prepare a full set of corrected digital data files of the Contract Drawings, as follows:
    a. Format: Annotated PDF electronic file with comment function enabled.
    b. Incorporate changes and additional information previously marked on record prints. Delete, redraw, and add details and notations where applicable.
    c. Refer instances of uncertainty to Architect through Construction Manager for resolution.
    d. Architect will furnish Contractor with one set of digital data files of the Contract Drawings for use in recording information.
        1) See Section 013000 – Administrative Requirements for requirements related to use of Architect's digital data files.
        2) Architect will provide data file layer information. Record markups in separate layers.
8. Format: Identify and date each Record Drawing; include the designation "PROJECT RECORD DRAWING" in a prominent location.
    a. Record Prints: Organize record prints into manageable sets. Bind each set with durable paper cover sheets. Include identification on cover sheets.
    b. Format: Annotated PDF electronic file with comment function enabled.
    c. Record Digital Data Files: Organize digital data information into separate electronic files that correspond to each sheet of the Contract Drawings. Name each file with the sheet identification. Include identification in each digital data file.
    d. Identification: As follows:
        1) Project name.
        2) Date.
        3) Designation "PROJECT RECORD DRAWINGS."
        4) Name of Architect and Construction Manager.
        5) Name of Contractor.

G. Record Project Data: Maintain one copy of each submittal during the construction period for Project Record Document purposes. Post changes and revisions to Project Record Documents as they occur; do not wait until end of Project.
1. Preparation: Mark Product Data to indicate the actual product installation where installation varies substantially from that indicated in Product Data submittal.
    a. Give particular attention to information on concealed products and installations that cannot be readily identified and recorded later.
    b. Include significant changes in the product delivered to Project site and changes in manufacturer's written instructions for installation.
    c. Note related Change Orders, Record Specifications, and Record Drawings where applicable.

H. Miscellaneous Record Submittals:
1. Assemble miscellaneous records required by other Specification Sections for miscellaneous record keeping and submittal in connection with actual performance of the Work. Bind or file miscellaneous records and identify each, ready for continued use and reference.

3.03 OPERATION AND MAINTENANCE DATA

A. Source Data: For each product or system, list names, addresses and telephone numbers of Subcontractors and suppliers, including local source of supplies and replacement parts.

B. Product Data: Mark each sheet to clearly identify specific products and component parts, and data applicable to installation. Delete inapplicable information.

C. Drawings: Supplement product data to illustrate relations of component parts of equipment and systems, to show control and flow diagrams. Do not use Project Record Documents as maintenance drawings.

D. Typed Text: As required to supplement product data. Provide logical sequence of instructions for each procedure, incorporating manufacturer's instructions.

3.04 OPERATION AND MAINTENANCE DATA FOR MATERIALS AND FINISHES

A. Product Maintenance Manual: Assemble a complete set of maintenance data indicating care and maintenance of each product, material, and finish incorporated into the Work.
   1. For each product, material, and finish, provide a separate and standalone manual
   2. Include source information, product information, maintenance procedures, repair materials and sources, and warranties and bonds.
   3. List each product included in manual, identified by product name and arranged to match manual's table of contents.

B. For Each Product, Applied Material, and Finish:
   1. Product name and model number.
   2. Manufacturer's name.
   3. List name, address, and telephone number of Installer or supplier and maintenance service agent.
   4. Cross-reference Specification Section number and title in Project Manual and drawing or schedule designation or identifier where applicable.
   5. Product data, with catalog number, size, composition, and color and texture designations.
   6. Material and chemical composition.
   7. List name, address, and telephone number of Installer or supplier and maintenance service agent, and cross-reference Specification Section number and title in Project Manual and drawing or schedule designation or identifier where applicable.
   8. List local sources of materials and related services.
   9. Information for re-ordering custom manufactured products.
   10. Include copies of warranties and bonds and lists of circumstances and conditions that would affect validity of warranties or bonds.

C. Instructions for Care and Maintenance: Manufacturer's recommendations for inspection procedures, cleaning agents and methods, precautions against detrimental cleaning agents and methods, recommended schedule for cleaning and maintenance, and repair instructions.

D. Moisture protection and weather-exposed products: Include product data listing applicable reference standards, chemical composition, and details of installation. Provide recommendations for inspections, maintenance, and repair.

E. Additional information as specified in individual product specification sections.

F. Where additional instructions are required, beyond the manufacturer's standard printed instructions, have instructions prepared by personnel experienced in the operation and maintenance of the specific products.

3.05 ASSEMBLY OF OPERATION AND MAINTENANCE MANUALS

A. Manuals, Electronic Files: Submit manuals in the form of a multiple file composite electronic PDF file for each manual type required.
   1. Electronic Files: Use electronic files prepared by manufacturer where available. Where scanning of paper documents is required, configure scanned file for minimum readable file size.
   2. File Names and Bookmarks: Bookmark individual documents based on file names. Name document files to correspond to system, subsystem, and equipment names used in manual directory and table of contents. Group documents for each system and subsystem into individual composite bookmarked files, then create composite manual, so that resulting bookmarks reflect the system, subsystem, and equipment names in a readily navigated file tree. Configure electronic manual to display bookmark panel on opening file.
   3. Closeout Package Format: Compile the final closeout package in the required folder structure and submit on a thumb drive to the Owner.

B. Manuals, Paper Copy: For each piece of equipment and/or system, assemble operation and maintenance data into durable manuals for Owner's personnel use, with data arranged in the same sequence as, and identified by, the specification sections.
   1. Where systems involve more than one specification section, provide separate tabbed divider for each system.
   2. Binders: Commercial quality, 8-1/2 by 11 inch three D side ring binders with durable plastic covers with clear plastic sleeve on spine to hold label describing contents and with pockets inside covers to hold folded oversize sheets.; 2 inch maximum ring size. When multiple binders are used, correlate data into related consistent groupings.
      a. If two or more binders are necessary to accommodate data of a system, organize data in each binder into groupings by subsystem and related components. Cross-reference other binders if necessary to provide essential information for proper operation or maintenance of equipment or system.
   3. Cover: Identify each binder with typed or printed title OPERATION AND MAINTENANCE INSTRUCTIONS; identify title of Project; identify subject matter of contents.
      a. Indicate volume number for multiple-volume sets.
   4. Project Directory: Title and address of Project; names, addresses, and telephone numbers of Architect, Consultants, Contractor and subcontractors, with names of responsible parties.
   5. Tables of Contents: List every item separated by a divider, using the same identification as on the divider tab; where multiple volumes are required, include all volumes Tables of Contents in each volume, with the current volume clearly identified.
   6. Dividers: Provide tabbed dividers for each separate product and system; identify the contents on the divider tab; immediately following the divider tab include a description of product and major component parts of equipment.
   7. Protective Plastic Sleeves: Transparent plastic sleeves designed to enclose diagnostic software storage media for computerized electronic equipment. Enclose title pages and directories in clear plastic sleeves.
   8. Text: Manufacturer's printed data, or typewritten data on 20 pound paper.

9. Drawings: Provide with reinforced punched binder tab. Bind in with text; fold larger drawings to size of text pages.
    a. If drawings are too large to be used as foldouts, fold and place drawings in labeled envelopes and bind envelopes in rear of manual. At appropriate locations in manual, insert typewritten pages indicating drawing titles, descriptions of contents, and drawing locations.

C. Arrangement of Contents: Organize each volume in parts as follows:
1. Project Directory.
2. Table of Contents, of all volumes, and of this volume.
3. Operation and Maintenance Data: Arranged by system, then by product category.
    a. Source data.
    b. Product data, shop drawings, and other submittals.
    c. Operation and maintenance data.
    d. Field quality control data.
    e. Photocopies of warranties and bonds.

3.06 WARRANTIES AND BONDS

A. Obtain warranties and bonds, executed by responsible Subcontractors, suppliers, and manufacturers, within 10 days after completion of the applicable item of work. Except for items put into use with Owner's permission, leave date of beginning of time of warranty until Date of Substantial completion is determined.
1. Time of Submittal: Submit written warranties on request of Architect for designated portions of the Work where warranties are indicated to commence on dates other than date of Substantial Completion, or when delay in submittal of warranties might limit Owner's rights under warranty.
2. Partial Occupancy: Submit properly executed warranties within 15 days of completion of designated portions of the Work that are completed and occupied or used by Owner during construction period by separate agreement with Contractor.
3. 1-Year Workmanship Warranty: Submit written warranty from Primary Contractor and each Trade Contractor, committing to return to the project to repair any product, system, or equipment failures.

B. Verify that documents are in proper form, contain full information, and are notarized.

C. Co-execute submittals when required.

D. Include procedures to follow and required notifications for warranty claims.

E. Retain warranties and bonds until time specified for submittal.

F. Organize warranty documents into an orderly sequence based on the table of contents of Project Manual.

G. Warranty Electronic File: Provide warranties and bonds in PDF format. Assemble complete warranty and bond submittal package into a single electronic PDF file with bookmarks enabling navigation to each item. Provide bookmarked table of contents at beginning of document.
1. Submit by uploading to web-based project software site.

H. Include photocopies of each in operation and maintenance manuals, indexed separately on Table of Contents.

END OF SECTION 017800

SECTION 024100

DEMOLITION

PART 1 - GENERAL

1.1 GENERAL PROVISIONS

A. Attention is directed to the CONTRACT AND GENERAL CONDITIONS and all Sections within DIVISION 01 - GENERAL REQUIREMENTS, which are hereby made a part of this Section of the Specifications.

1.2 DESCRIPTION OF WORK

A. Work Included:

1. Selective Demolition to be coordinated with the phasing of the Work.
2. Demolition and removal of selected portions of buildings and structures and as required for new work. Refer to the Drawings for additional requirements.
3. Demolition and removal of selected site elements and as required for new work. Refer to the Drawings for additional requirements.
4. Salvage of existing items to be reused or turned over to the facility.
5. Removal and legal disposal of demolished materials off site. Except those items specifically designated to be relocated, reused, or turned over to the facility, all existing removed materials, items, trash and debris shall become property of the Contractor and shall be completely removed from the site and legally disposed of at their expense. Salvage value belongs to the Contractor. On-site sale of materials is not permitted.
6. Maintenance, watering and care of trees designated to remain by a certified arborist during the construction period.
7. Demolition and removal work shall properly prepare for alteration work and new construction to be provided under the Contract.
8. Scheduling and sequencing operations without interruption to utilities serving occupied areas. If interruption is required, obtain written permission from the utility company and the Owner.

B. Related Work: The following items are not included in this Section and are specified under the designated Sections:

1. Division 01 - GENERAL REQUIREMENTS for temporary facilities and controls, for maintenance of access, for cleaning during construction, and for dust and noise control.
2. Division 01 - CONSTRUCTION WASTE MANAGEMENT for waste management and recycling.
3. Division 01 - CONSTRUCTION INDOOR AIR QUALITY (IAQ) MANAGEMENT for indoor air quality control procedures.
4. Division 21 - FIRE PROTECTION:

    a. Disconnecting, capping and otherwise making inactive existing fire protection services in areas where demolition and removal work is required.
    b. Disconnect and reinstallation of fire protection equipment temporarily interrupted during construction.

5. Division 22 - PLUMBING:

a. Disconnecting, capping and otherwise making inactive existing plumbing services in areas where demolition and removal work is required.
b. Disconnection and reinstallation of plumbing equipment temporarily interrupted during construction.

6. Division 23 - HEATING, VENTILATING AND AIR CONDITIONING:

a. Disconnecting, capping and otherwise making inactive existing HVAC services in areas where demolition and removal work is required.
b. Disconnect and reinstallation of HVAC equipment temporarily interrupted during construction.

7. Division 26 - ELECTRICAL WORK:

a. Disconnecting, capping and otherwise making inactive existing electrical services in areas where demolition and removal work is required.
b. Disconnect and reinstallation of electrical equipment temporarily interrupted during construction.

1.3 DEFINITIONS

A. Remove: Detach items from existing construction and legally dispose of them off-site, unless indicated to be removed and salvaged or removed and reinstalled.

B. Remove and Salvage: Detach items from existing construction and deliver them to the Owner ready for reuse, at a location designated by the Owner. Protect from weather until accepted by Owner.

C. Remove and Reinstall: Detach items from existing construction, prepare them for reuse, and reinstall them where indicated. Protect from weather until reinstallation.

D. Existing to Remain: Existing items of construction that are not to be removed and that are not otherwise indicated to be removed, removed and salvaged, or removed and reinstalled.

1.4 MATERIALS OWNERSHIP

A. Historic items, relics, and similar objects including, but not limited to, cornerstones and their contents, commemorative plaques, antiques, and other items of interest or value to Owner that may be encountered during selective demolition remain property of the Owner as applicable. Carefully remove each item or object in a manner to prevent damage and deliver promptly to a location acceptable to the Owner.

1.5 SUBMITTALS

A. Schedule of Selective Demolition Activities: Indicate the following:

1. Detailed sequence of selective demolition and removal work, with early and late starting and finishing dates for each activity. Ensure Owner's on-site operations are uninterrupted if applicable.
2. Interruption of utility services. Indicate how long utility services will be interrupted.
3. Coordination for shutoff, capping, and continuation of utility services.
4. Use of elevator and stairs.
5. Locations of proposed dust- and noise-control temporary partitions and means of egress, including for other occupants affected by selective demolition operations.

6. Coordination of Owner's continuing occupancy of portions of existing building and of Owner’s partial occupancy of completed Work.
7. Means of protection for items to remain and items in path of waste removal from building.

B. Inventory: After selective demolition is complete, submit a list of items that have been removed and salvaged, and turned over the Owner.

C. Predemolition Video and Pictures: Show existing conditions of adjoining construction and site improvements, including finish surfaces, that might be misconstrued as damage caused by selective demolition operations. Comply with Division 01 requirements. Submit before Work begins.

1.6 QUALITY ASSURANCE

A. Examination of Existing Conditions: The Contractor shall examine the Contract Drawings for demolition and removal requirements and provisions for new work. Verify all existing conditions and dimensions before commencing work. The Contractor shall visit the site and examine the existing conditions as he finds them and shall inform herself/himself of the character, extent and type of demolition and removal work to be performed. Submit any questions regarding the extent and character of the demolition and removal work in the manner and within the time period established for receipt of such questions during the bidding period.

B. Demolition Firm Qualifications: An experienced firm that has specialized in demolition work similar in material and extent to that indicated for this Project.

C. Regulatory Requirements: Comply with governing EPA notification regulations before beginning selective demolition. Comply with hauling and disposal regulations of authorities having jurisdiction.

D. Standards: Comply with ANSI A10.6 and NFPA 241.

E. Predemolition Conference: Conduct conference at Project site to comply with requirements in Division 01, Project Meetings. Review methods and procedures related to selective demolition including, but not limited to, the following:

1. Inspect and discuss condition of construction to be selectively demolished.
2. Review structural load limitations of existing structure.
3. Review and finalize selective demolition schedule and verify availability of materials, demolition personnel, equipment, and facilities needed to make progress and avoid delays.
4. Review requirements of work performed by other trades that rely on substrates exposed by selective demolition operations.
5. Review areas where existing construction is to remain and requires protection.

1.7 WARRANTY

A. Existing Warranties: Remove, replace, patch, and repair materials and surfaces cut or damaged during selective demolition, by methods and with materials so as not to void existing warranties.

PART 2 - PRODUCTS

2.1 SALVAGING

A. Salvaged for Reinstallation: Materials indicated on the Drawings to be salvaged and reinstalled shall be carefully removed and stored at a location acceptable to the Architect and Owner.

B. Salvaged for Storage: Materials indicated on the Drawings or designated in the field by the Owner to be salvaged and stored shall be carefully removed and delivered to the Owner at locations determined by Owner.

PART 3 - EXECUTION

3.1 EXAMINATION

A. Verify that utilities have been disconnected and capped.

B. Survey existing conditions and correlate with requirements indicated to determine extent of selective demolition required.

C. Inventory and record the condition of items to be removed and reinstalled and items to be removed and salvaged.

D. When unanticipated mechanical, electrical, or structural elements that conflict with intended function or design are encountered, investigate and measure the nature and extent of conflict. Promptly submit a written report to Architect.

E. Engage a professional engineer registered in the state that the project is located to survey condition of building to determine whether removing any element might result in structural deficiency or unplanned collapse of any portion of structure or adjacent structures during selective demolition operations.

F. Survey of Existing Conditions: Record existing conditions by use of preconstruction videotapes.

1. Before selective demolition or removal of existing building elements that will be reproduced or duplicated in final Work, make permanent record of measurements, materials, and construction details required to make exact reproduction.

G. Perform surveys as the Work progresses to detect hazards resulting from selective demolition activities.

3.2 UTILITY SERVICES AND MECHANICAL/ELECTRICAL SYSTEMS

A. Service/System Requirements: Locate, identify, disconnect, and seal or cap off indicated utility services and mechanical/electrical systems serving areas to be selectively demolished.

1. Arrange to shut off indicated utilities with utility companies and Owner.
2. If services/systems are required to be removed, relocated, or abandoned, before proceeding with selective demolition provide temporary services/systems that bypass area of selective demolition and that maintain continuity of services/systems to other parts of building.

3. Cut off pipe or conduit in walls or partitions to be removed. Cap, valve, or plug and seal remaining portion of pipe or conduit after bypassing. Where entire wall is to be removed, existing services/systems may be removed with removal of the wall.
4. Prior to commencing cutting work in existing surfaces, take all precautionary measures to assure that mechanical and electrical services to the particular area have been made inactive. Coordinate with Fire Suppression, Plumbing, HVAC, and Electrical subcontractors. Only licensed tradesmen of that particular trade shall disconnect and cap existing mechanical and electrical items that are to be removed, abandoned and/or relocated.
5. If, during the process of cutting work, existing utility lines are encountered which are not indicated on the Drawings, regardless of their condition, immediately report such items to the Architect. Do not proceed with work in such areas until instructions are issued by the Architect. Continue work in other areas.

3.3 PREPARATION

A. Site Access and Temporary Controls: Conduct selective demolition and debris-removal operations to ensure minimum interference with roads, streets, walks, walkways, and other adjacent occupied and used facilities.

1. Comply with requirements for access and protection specified in Division 01, Temporary Facilities and Controls.
2. Maintain adequate passage to and from all exits at all times. Before any work is done which significantly alters access or egress patterns, consult with the Architect and obtain approval of code required egress. Under no condition block or interfere with the free flow of people at legally required exits, or in any way alter the required condition of such exits.

B. Temporary Shoring: Provide and maintain shoring, bracing, and structural supports as required to preserve stability and prevent movement, settlement, or collapse of construction and finishes to remain, and to prevent unexpected or uncontrolled movement or collapse of construction being demolished.

1. Strengthen or add new supports when required during progress of selective demolition.
2. Remove temporary shoring, bracing and structural supports when no longer required.
3. Post warning signs and place barricades as applicable during placement and removal of temporary shoring.

C. Conduct demolition operations to prevent injury to people and damage to adjacent buildings and facilities to remain. Ensure safe passage of people around demolition area(s).

1. Erect temporary protection, such as walks, fences, railings, canopies, and covered passageways, where required by authorities having jurisdiction. Provide temporary barricades as required to limit access to demolition areas.
2. Protect existing site improvements, appurtenances, and landscaping to remain.

3.4 SELECTIVE DEMOLITION, GENERAL

A. General: Demolish and remove existing construction only to the extent required by new construction and as indicated. Use methods required to complete the Work within limitations of governing regulations and as follows:

1. Proceed with selective demolition systematically, from higher to lower level. Complete selective demolition operations above each floor or tier before disturbing supporting members on the next lower level.

2. Neatly cut openings and holes plumb, square, and true to dimensions required. Use cutting methods least likely to damage construction to remain or adjoining construction. Use hand tools or small power tools designed for sawing or grinding, not hammering and chopping, to minimize disturbance of adjacent surfaces. Temporarily cover openings to remain.
3. Cut or drill from the exposed or finished side into concealed surfaces to avoid marring existing finished surfaces.
4. Do not use cutting torches until work area is cleared of flammable materials. At concealed spaces, such as duct and pipe interiors, verify condition and contents of hidden space before starting flame-cutting operations. Maintain fire watch and portable fire-suppression devices during flame-cutting operations.
5. Maintain adequate ventilation when using cutting torches.
6. Remove decayed, vermin-infested, or otherwise dangerous or unsuitable materials and promptly dispose of off-site.
7. Remove structural framing members and lower to ground by method suitable to avoid free fall and to prevent ground impact or dust generation.
8. Locate selective demolition equipment and remove debris and materials so as not to impose excessive loads on supporting walls, floors, or framing.
9. Maintain clear unimpeded passage through the work area for safety and emergency egress.
10. Saw cut overruns in concrete and masonry for new door, window and other finish openings is not permitted. Core drill corners and finish square to match required opening.
11. Dispose of demolished items and materials promptly.

    a. Comply with requirements in Division 01 - CONSTRUCTION WASTE MANAGEMENT.

B. Removed and Salvaged Items:

1. Clean salvaged items.
2. Pack or crate items after cleaning. Identify contents of containers.
3. Store items in a secure area until delivery to Owner.
4. Transport items to storage area designated by the Owner.
5. Protect items from damage during transport and storage.

C. Removed Items for Reinstallation by the Respective Trade.

1. Clean salvaged items.
2. Pack or crate items after cleaning. Identify contents of containers.
3. Store items in a secure area until delivery to Owner.
4. Transport items to storage area designated by the Owner.
5. Protect items from damage during transport and storage.

D. Existing Items to Remain: Protect construction indicated to remain against damage and soiling during selective demolition. When permitted by Architect, items may be removed to a suitable, protected storage location during selective demolition and cleaned and reinstalled in their original locations after selective demolition operations are complete.

E. Items for Re-use and Preservation of Existing Surfaces to Remain:

1. The Contractor shall inspect closely each item specifically designated to be relocated, re-used, or turned over to the Owner prior to its removal, and immediately report damages and defects to the Architect and the Owner. The Contractor shall be responsible for any subsequent damage to the same other than latent defects not readily apparent from close

inspection, and shall bear responsibility for its repair or same replacement as directed by the Architect, to the satisfaction of the Owner.

2. Unless special surface preparation is specified under other Specification Sections, leave existing surfaces that are to remain in a condition suitable to receive new materials and/or finishes.

3.5 PROTECTION OF PUBLIC AND PROPERTY

A. Provide all measures required by federal, state and municipal laws, regulations, and ordinances for the protection of surrounding property, the public, workmen, and Owner's employees during all demolition and removal operations. Measures are to be taken, but not limited to installation of sidewalks, sheds, barricades, fences, warning lights and signs, trash chutes and temporary lighting.

B. Protect all walks, roads, streets, curbs, pavements, trees and plantings, on and off premises, and bear all costs for correcting such damage as directed by the Architect, and to the satisfaction of the Owner.

C. Demolition shall be performed in such a manner that will insure the safety of adjacent property. Protect adjacent property from damage and protect persons occupying adjacent property from injuries which might occur from falling debris or other cause and so as not to cause interference with the use of other portions of the building, of adjacent buildings or the free access and safe passage to and from the same.

D. Every precaution shall be taken to protect against movement or settlement of the building, of adjacent buildings, sidewalks, roads, streets, curbs and pavements. Provide and place at the Contractor's own expense, all necessary bracing and shoring in connection with demolition and removal work.

E. Remove portions of structures with care by using tools and methods that will not transfer heavy shocks to existing and adjacent building structures, both internal and external of the particular work area.

F. Provide and maintain in proper condition, suitable fire resistive dust barriers around areas where interior demolition and removal work is in progress. Dust barriers shall prevent the dust migration to adjacent areas. Remove dust barriers upon completion of major demolition and removal in the particular work area.

3.6 DISCOVERY OF HAZARDOUS MATERIALS

A. If hazardous materials, such as chemicals, asbestos-containing materials, or other hazardous materials are discovered during the course of the work, cease work in affected area only and immediately notify the Architect and the Owner of such discovery. Do not proceed with work in such areas until instructions are issued by the Architect. Continue work in other areas.

B. If unmarked containers are discovered during the course of the work, cease work in the affected area only and immediately notify the Architect and the Owner of such discovery. Do not proceed with work in such areas until instructions are issued by the Architect. Take immediate precautions to prohibit endangering the containers integrity. Continue work in other areas.

3.7 CUTTING

A. Perform all cutting of existing surfaces in a manner which will ensure a minimal difference between the cut area and new materials when patched. Use extreme care when cutting

existing surfaces containing concealed utility lines which are indicated to remain and bear full responsibility for repairing or replacement of all such utilities that are accidentally damaged.

B. Provide a flush saw cut edge where pavement, curb and concrete removals abut new construction work or existing surfaces to remain undisturbed.

C. All slurry and water shall be contained and managed to avoid damage to existing conditions when using a wet saw or wet core driller.

D. Obtain and pay for a hot work permit and arrange to have on-site a Fire Watch when using a cutting torch or similar item.

3.8 DISPOSAL OF DEMOLISHED MATERIALS

A. General: Comply with requirements of Division 01 and the following:

1. Do not allow demolished materials to accumulate on-site.
2. Remove and transport debris in a manner that will prevent spillage on adjacent surfaces and areas.
3. Remove debris from elevated portions of building by chute, hoist, or other device that will convey debris to grade level in a controlled descent.

B. Burning: Do not burn demolished materials.

3.9 CLEANING

A. Clean adjacent structures and improvements of dust, dirt, and debris caused by selective demolition operations. Premises shall be left in a clean condition and ready to accept alteration work and new construction.

END OF SECTION

SECTION 02 82 13
DEMOLITON OF ASBESTOS CONTAINING MATERIAL

1. Submittals

1.1 During Abatement Activities Contractor shall submit the following:

1.1.1 Submit weekly (or as otherwise required by the University) job progress reports detailing abatement activities. Include review of progress with respect to previously established milestones and schedules, major problems and action taken, injury reports, equipment breakdown, etc.

1.1.2 Submit copies of all transport manifests, trip tickets and disposal receipts for all asbestos waste materials removed from the work area during the abatement process.

1.1.3 Submit daily copies of work site entry logbooks with information on worker and visitor access.

1.1.4 Submit logs documenting filter changes on respirators, HEPA vacuums, HEPA ventilation units, and other engineering controls.

1.1.5 Submit results of any air sampling data collected during the course of the abatement including OSHA compliance air monitoring results.

1.1.6 Submit results of materials testing conducted during the abatement for purposes of utilization during abatement activities (e.g. testing of encapsulant for depth of penetration, testing of substitute materials for adherence to encapsulated surfaces.)

1.2 During Abatement Activities University shall:

1.2.1 Submit to Contractor results of bulk material analysis or air sampling data collected during the course of abatement. These sample results are for information only and are not to be passed to any other organization or agency. They serve to monitor Contractor's performance during the project and shall not release the Contractor from any responsibility to sample Contractor's workers for OSHA compliance.

2. MATERIALS AND EQUIPMENT

2.1 Provide new or used materials and equipment that are undamaged and in serviceable condition. Provide only materials and equipment that are recognized as being suitable for the intended use, by compliance with appropriate standards.

2.2 Deliver all materials in the original packages, containers or bundles bearing the name of the manufacturer and the brand name (where applicable).

2.3 Store all materials subject to damage off the ground, away from wet or damp surfaces and under cover sufficient enough to prevent damage or contamination. Replacement materials shall be stored outside of the work area until abatement is completed.

2.4 Damaged, deteriorating or previously used materials shall not be used and shall be removed from the work site and disposed of properly.

2.5 Polyethylene sheet for walls and stationary objects shall be a minimum of 4-mil thick. For floors and all other uses sheeting of at least 6-mil thickness shall be used in widths selected to minimize the frequency of joints.

2.6 Method of attaching polyethylene sheeting shall be agreed upon in advance by the Contractor and University and selected to minimize damage to equipment and surfaces. Method of attachment may include any combination of duct tape or other waterproof tape, furring strips, spray glue, staples, nails, screws or other effective procedures capable of sealing adjacent sheets of polyethylene and capable of sealing polyethylene to dissimilar finished or unfinished surfaces under both wet and dry conditions (including the use of amended water).

2.7 Polyethylene sheeting utilized for worker decontamination enclosure shall be opaque white or black in color.

2.8 Disposal bags shall be of 6-mil polyethylene, pre-printed with labels as required by EPA regulation 40 CFR 61.152 (b)(i)(iv) or OSHA requirement OSHA 29 CFR 1926.1101 (k)(8)

2.9 Disposal drums shall be metal or fiberboard with locking ring tops.

2.10 Stick-on labels as per EPA or OSHA requirements shall be attached to disposal drums.

2.11 Warning signs as required by OSHA 29 CFR 1926.1101 (k)(7).

2.12 Surfactant (wetting agent) shall be a 50/50 mixture of polyoxyethylene ether and polyoxyethylene ester, or equivalent, mixed in a proportion of 1 fluid ounce to 5 gallons of water, or as specified by manufacturer. (An equivalent surfactant shall be understood to mean a material with a surface tension of 29 dynes/cm as tested in its properly mixed concentration, using ASTM method D1331-56- "Surface and Interfacial Tension of Solutions of Surface Active Agents.") Where work area temperature may cause freezing of the amended water solution, the addition of antifreeze compounds in amounts sufficient to prevent freezing is permitted only after approval by the University. Copy of MSDS must be submitted prior to approval.

2.13 A sufficient supply of scaffolds, wooden ladders, lifts and hand tools (e.g. scrapers, wire cutters, brushes, utility knives, wire saws, etc.) shall be provided as needed. Scaffolding may be of suspension type or standing type, such as metal tube and coupler, tubular welded frame, pole, or outrigger type or cantilever type. The type, erection and use of all scaffolding shall comply with all applicable OSHA provisions. Provide non-skid surface or all scaffold surfaces subject to foot traffic.

2.14 Sprayers with pumps capable of providing 500 pounds per square inch (psi) at the nozzle tip at a flow rate of 2 gallons per minute for spraying amended water.

2.15 Rubber dustpans and rubber squeegees shall be used for cleanup.

2.16 Brushes utilized for removing loose asbestos-containing material shall have nylon or fiber bristles, not metal.

2.17 A sufficient supply of HEPA filtered vacuum systems shall be available during cleanup.

2.18 A sufficient supply of disposable mops, rags and sponges for work area decontamination shall be available.

3. Electrical

4.1 All electrically operated equipment, including but not limited to HEPA ventilation units, temporary lighting, water or spray pumps, HEPA vacuums, portable hand tools, and monitoring equipment shall be connected directly to a ground fault interrupt designed and approved to prevent electrical shorting or shock.

4 Maintenance of Enclosure Systems

4.1 All polyethylene barriers inside the workplace, in the worker decontamination enclosure system, in the waste container pass-out airlock and at partitions constructed to isolate the work area from occupied areas shall be inspected at least twice daily, prior to the start of each day's abatement activities and following the completion of the day's abatement activities. Document inspections and observations in the daily project log.

4.2 Damage and defects in the enclosure system are to be repaired immediately upon discovery.

4.3 At any time during the abatement activities after barriers have been erected, if visible material is observed outside of the work area or if damage occurs to barriers, work shall immediately stop, repairs be made to barriers, and debris/residue cleaned up using appropriate HEPA vacuuming and wet mopping procedures.

4.4 If air samples collected outside of the work area during abatement activities indicate airborne fiber concentrations greater than 0.01 f/cc or pre-measured background levels (whichever is lower), work shall immediately stop for inspection and repair of barriers. Cleanup of surfaces outside of the work area using HEPA vacuums or wet cleaning techniques may be necessary.

5 Testing Enclosures

5.1 Install and initiate operation of negative pressure ventilation equipment as needed to provide one air change in the work area every 15 minutes. Openings made in the enclosure system to accommodate these units shall be made air tight with tape and/or caulking as needed. If more than one unit is installed, they should be turned on one at a time, checking the integrity of wall barriers for secure attachment and need for additional reinforcement. Ensure that adequate power supply is available to satisfy the requirements of the ventilating units. Negative pressure ventilation units shall be exhausted to the outside of the building. Twelve (12) inch extension ducting shall be used to reach from the work area to the outside when required. Careful installation, air monitoring and daily inspections shall be done to ensure that the ducting does not release fibers into uncontaminated building areas.

5.2 Once constructed and reinforced as necessary, with negative pressure ventilation units in operation as require, test enclosure for leakage utilizing smoke tubes. Repair or reconstruct as needed.

6 Establishing Emergency Exits

6.1 Emergency exits shall be established and clearly marked with duct tape arrows or other effective designation as to permit easy location from anywhere within the work area. They shall be secured to prevent access from uncontaminated areas and still permit emergency exiting. These exits shall be properly sealed with polyethylene sheeting which can be cut to permit egress if needed. These exits may be the worker decontamination enclosure, the waste pass-out airlock and/or other alternative exits satisfactory to fire officials

6.2 Clearly identify and maintain emergency and fire exits from the work area.

7 Removing Fixtures

7.1 Remove, clean and enclose in polyethylene the ceiling mounted objects such as lights and other items that may interfere with the abatement process and were not previously cleaned and sealed off. Utilize localized spraying of amended water and/or HEPA vacuums to reduce fiber dispersal during the removal of these fixtures.

8 Removal of Building Structural Components

8.1 After isolation of work area as described in previous sections and initiation of negative pressure ventilation, remove contaminated ceiling tile within the work area and dispose as ACM.

8.2 Light fixtures embedded in the suspended ACM ceiling material are to be removed, and cleaned by the contractor and turned over to the University.

9 Commencement of work shall not occur until:

9.1 Enclosure systems have been constructed and tested.

9.2 Negative pressure ventilation systems are functioning adequately.

9.3 All pre-abatement submissions, notifications, postings and permits have been provided and are satisfactory to the University.

9.4 All equipment for abatement, clean-up and disposal are on hand.

9.5 All worker training is completed.

9.6 Contractor receives written permission from University to commence abatement.

10 Alternative Procedures

10.1 Procedures described in this specification are to be utilized at all times.

10.2 If specified procedures cannot be utilized, a request must be made in writing to the University providing details of the problem encountered and recommended alternatives.

10.3 Alternative procedures shall provide equivalent or greater protection than procedures that they replace.

10.4 Any alternative procedure must be approved in writing by the University prior to implementation.

11 Workplace Entry and Exit Procedures

11.1 Personnel entry and exit

11.1.1 All workers and authorized personnel shall enter the work area through the worker decontamination enclosure system.

11.1.2 All personnel who enter the work area must sign the entry log, located in the clean room, upon entry and exit.

11.1.3 All personnel, before entering the work area, shall read and be familiar with all posted regulations, personal protection requirements (including workplace entry and exit procedures) and emergency procedures. A sign-off sheet shall be used to acknowledge that these have been reviewed and understood by all personnel prior to entry.

11.1.4 All personnel shall proceed first to the clean room, remove all street clothes and appropriately don respiratory protection (as deemed adequate for the job conditions) and launderable and/or disposable coveralls, head covering and foot covering. Hard hats, eye protection and gloves shall be required inside the work area at all times. Clean respirators and protective clothing shall be provided and utilized by each person for each separate entry into the work area.

11.1.5 Personnel wearing designated personal protective equipment shall proceed from the clean room through the shower room and equipment room to the main work area.

11.1.6 Before leaving the work area, all personnel shall remove gross contamination from the outside of respirators and protective clothing by brushing and/or wet wiping procedures. (Small HEPA vacuums with brush attachments may be utilized for this purpose. However, larger machines may tear the suits.) Each person shall clean bottoms of protective footwear in the walk-off pan just prior to entering the equipment room.

11.1.7 Personnel shall proceed to equipment room where they remove all protective equipment except respirators. Deposit disposable (and launderable) clothing into appropriately labeled containers for disposal (and laundering).

11.1.8 Re-usable, contaminated footwear shall be stored in the equipment room when not in use in the work area. Upon completion of abatement, it shall be disposed of as asbestos contaminated waste. (Rubber boots may be decontaminated at the completion of the abatement for re-use.)

11.1.9 Still wearing respirators, personnel shall proceed to the shower area, clean the outside of the respirators and the exposed face area under running water prior to removal of respirator and shower and shampoo to remove residual asbestos contamination. Various types of respirators will require slight modification of these procedures. An airline respirator with HEPA filtered disconnect protection may be disconnected in the equipment room and work into the shower. A powered air-purifying respirator (PAPR) will have to be handled as follows: Hand the powerpack to another person in the airlock, on the equipment room side of the shower. Keep motor operating until shower is complete. Have second person clean (wipe off) powerpack, then remove respirator. A dual cartridge respirator may be worn into the shower. Cartridges must be replaced for each new entry into the work area.

11.1.10 After showering and drying off, proceed to the clean room and don clean disposable (and/or launderable) clothing if there will be later re-entry into the work area, or street clothes if it is the end of the work shift.

11.1.11 These procedures shall be posted in the clean room and equipment room.

11.2 Waste container pass-out procedures

11.2.1 Asbestos contaminated waste that has been containerized shall be transported out of the work area through the waste container pass-out airlock (or through the worker decontamination enclosure if a separate airlock has not been constructed).

11.2.2 Waste pass-out procedures shall utilized two teams of workers, an "inside" team and an "outside" team.

11.2.3 The inside team wearing appropriate protective clothing and respirators for inside the work area shall clean the outside, including bottoms, of properly labeled containers (bags, drums, or wrapped components) using HEPA vacuums and wet wiping techniques and transport them into the waste container pass-out airlock. No worker from the inside team shall further exit the work area through this airlock.

11.2.4 The outside team shall enter the airlock from outside the work area, enclose the bags and wrapped components in clean, labeled, 6-mil polyethylene bags or clean, labeled drums, and remove them from the airlock to the outside. No worker from the outside team shall further enter the work area through this airlock.

11.2.5 The exit from this airlock shall be secured to prevent unauthorized entry.

***** END OF SECTION 02 82 13 *****

SECTION 02 82 33
REMOVAL AND DISPOSAL OF ASBESTOS-CONTAINING MATERIALS

1. Removal Procedures

1.1 Clean and isolate the work area in accordance previous sections.

1.2 Wet all asbestos containing material with an amended water solution using equipment capable of providing a fine spray mist, in order to reduce airborne fiber concentrations when the material is disturbed. Saturate the material to the substrate. Do not allow excessive water to accumulate in the work area. Keep all removed material wet enough to prevent fiber release until it can be containerized for disposal. Maintain a high humidity in the work area by misting or spraying to assist in fiber settling and reduce airborne concentrations. Wetting procedures are not equally effective on all types of asbestos-containing materials, but shall be used in all cases.

1.3 Saturated asbestos-containing material shall be removed in manageable sections. Removed material should be containerized before moving to a new location for continuance of removal work. Surrounding areas shall be periodically sprayed and maintained in a wet condition until visible material is cleaned up.

1.4 Material removed from building structures or components shall not be dropped or thrown to the floor. Material should be removed as intact sections or components whenever possible and carefully lowered to the floor or staging. If this cannot be done for materials greater than 50 feet above the floor, a dust-tight chute shall be constructed to transport the material to containers on the floor or the material may be containerized at elevated levels (e.g. on scaffolds) and carefully lowered to the ground by mechanical means. For materials between 10 and 50 feet above the ground, they may be containerized at elevated levels and lowered to inclined chutes or scaffolding for subsequent collection.

1.5 Containers (6-mil polyethylene bags or drums) shall be sealed when full. (Wet material can be exceedingly heavy. Double bagging of waste material is necessary.) Bags shall not be over-filled. They should be securely sealed to prevent accidental opening and leakage by tying tops of bags in an overhand knot or by taping in gooseneck fashion. Do not seal bags with wire or cord. (Bags may be placed in drums for staging and transportation to the landfill. Bags shall be decontaminated on exterior surfaces by wet cleaning and HEPA vacuuming before being placed in clean drums and sealed with locking ring tops.)

1.6 Large components removed intact may be wrapped in two (2) layers of 6-mil polyethylene sheeting secured with tape for transport to the landfill.

1.7 Asbestos-containing waste with sharp-edged components (e.g. nails, screws, metal lath, tin sheeting) shall be placed into drums for disposal.

1.8 After completion of all stripping work, surfaces from which asbestos-containing materials have been removed shall be wet brushed and sponged or cleaned by some equivalent method to remove all visible residues.

1.9 Clean-up shall proceed in accordance with Section 01711.

1.10 Special circumstances (e.g. live electrical equipment) may prohibit the adequate use of wet methods to reduce fiber concentrations. For these situations, a dry removal may be required. The Contractor will have to acquire special permits different from those mentioned herein from the NESHAP enforcement agency.

2. Disposal Procedures

2.1 Once drums, bags and wrapped components have been removed form the work area, they shall be loaded into an enclosed truck or container for transportation.

2.2 When moving containers, utilize hand trucks, carts and proper lifting techniques to avoid back injuries. Trucks with lift gates are helpful for raising drums during truck loading.

2.3 The enclosed cargo area of the truck or dumpster shall be free of debris and **lined** with 6-mil polyethylene sheeting to prevent contamination from leaking or spilled containers. Floor sheeting shall be installed first and extend up the sidewalls. Wall sheeting shall be overlapped and taped into place.

2.4 Drums shall be placed on level surfaces in the cargo area and packed tightly together to prevent shifting and tipping. Large structural components shall be secured to prevent shifting and bags placed on top. Do not throw containers into truck cargo area.

2.5 Personnel loading asbestos-containing waste shall be protected by disposable clothing, including head, body coveralls and appropriate respiratory protection. Asbestos containing waste shall be removed and transported to the pre-arranged disposal location or an approved storage location..

3. Transportation to the landfill

3.1 As the work progresses, to prevent exceeding available storage capacity on site, sealed and labeled containers of asbestos-containing waste shall be removed and transported to the pre-arranged disposal location or an approved storage location..

3.2 Disposal must occur at an authorized site in accordance with regulatory requirements of NESHAP and applicable State and Local guidelines and regulations.

3.3 Storage off-site must occur at an authorized site in accordance with all local, state, or federal regulations or guidelines.

3.4 All dump receipts, trip tickets, transportation manifests or other documentation of disposal shall be delivered to the University for maintaining records. A recommended record keeping format utilizes a chain-of-custody form which includes the names and addresses of the Generator (University), Contractor, pickup site, and disposal site, the estimated quantity of the asbestos waste and the type of containers used. The form should be signed by the Generator (University), the Contractor and the Disposal Site Operator, as the responsibility for the material changes hands. If a separate hauler is employed, hauler's name, address, telephone number and signature should also appear on the form.

***** END OF SECTION 02 82 33*****

Environmental Safety Professionals
21 Sylvan Dr. Brewer, ME 04412
Telephone (207) 989-6848 • Fax (207) 989-5020

Asbestos-Containing Building Materials Survey and Assessment Jenness Hall 2008

for

University of Maine Orono, Maine

Prepared by:

Environmental Safety Professionals
March, 2008

Mark Morehouse, CIH, CSP AI-0133
Chris Atwood, CSP OHST AI-0132

Environmental Safety Professionals
21 Sylvan Dr. Brewer, ME 04412
Telephone (207) 989-6848 • Fax (207) 989-5020

Asbestos-Containing Building Materials Survey and Assessment Jenness Hall 2008

for

University of Maine Orono, Maine

Prepared by:

Environmental Safety Professionals
March, 2008

Mark Morehouse, CIH, CSP AI-0133
Chris Atwood, CSP OHST AI-0132

The enclosed report was created solely for the use of the University of Maine in its hazard communication and operations and maintenance programs and no warranty or guarantee, expressed or implied, is made that such report is complete, full, or appropriate for construction or remediation purposes. This document is intended solely for the use of the University of Maine and creates no rights, expressed or implied, to the benefit of any other person. Any person or entity outside the University of Maine who relies on this report for any reason whatsoever, does so at his/her sole risk and expense. Further this document is intended to be used by personnel trained and experienced in the asbestos abatement field and the entire document is intended to be used as a whole. No part of this report is intended as a stand-alone item and each section, appendix or subpart should be used in conjunction with the full body of information.

TABLE OF CONTENTS

Section **Contents**

1.0 EXECUTIVE SUMMARY

1.1 Building Description

2.0 ASBESTOS-CONTAINING MATERIALS

Identification of Hazardous Asbestos

2.1 Regulatory Background
2.1.1 Federal Regulations
AHERA
NESHAP
OSHA
2.1.2 State Regulations
DEP
BLR

2.2 Survey Strategy and Analytical Methods
2.2.1 Bulk Sampling Protocol
2.2.2 Sample Collection and Analytical Procedures

2.3 Survey Accessibility and Limitations

3.0 SUMMARY OF RESULTS

3.1 Non-Asbestos Containing Building Materials

3.2 Asbestos Containing Building Materials

3.3 Survey Work Sheets and Assessment Forms (144 pages)
ACBM Survey Description of Recommendations and Material Condition Codes

Section **Contents**

3.4 Table of Identified Asbestos Containing Materials

4.0 CONCLUSIONS / RECOMMENDATIONS / COST ESTIMATES

5.0 SURVEY FINDINGS ON EXCEL SPREAD SHEET

ACBM Survey Description of Recommendations and Material Condition Codes

LIST OF APPENDICES

Appendix A; Definitions

Appendix B; Bulk Sample Summary Report
Sampled By Others (SBO) Summary

Appendix C; Building Drawings

Appendix D; Documentation of Qualifications

Appendix E; Quality Assurance

Environmental Safety Professionals
21 Sylvan Dr. Brewer, ME 04412
Telephone (207) 989-6848 • Fax (207) 989-5020

1.0 Executive Summary

Environmental Safety Professionals (**ESP**) is providing environmental support to the University of Maine System (UMS) by performing asbestos-containing building material (ACBM) inspections of Jenness Hall at the University of Maine in Orono Maine. This inspection was performed in accordance with the "Scope of Work for the Asbestos -Containing Materials Building Survey and Assessment, University of Maine."

The objective of this survey was to locate, assess and quantify all ACBM within Jenness Hall. The survey did not include exterior components or roofing and was not a fully invasive or destructive survey. The inspection of the Jenness Hall facility was performed during January and February of 2008 by the ESP Team.

Jenness Hall is a three-story building which was constructed in the 1960's era. The building construction consists of pre-cast concrete, cast in place concrete and structural steel.

This survey report includes a building description, analytical methods and limitations, summary of findings, and recommendations and cost estimates for all identified ACBM at the facility. In addition, site drawings indicating ACBM locations and bulk sample locations are included in Appendix C.

All accessible interior suspect building materials at the Jenness Hall facility were sampled and analyzed for asbestos content. Certain areas such as pipe chases, areas above fixed permanent ceilings, fire door interiors, and vault/safe wall and door linings were inspected or tested using conservative intrusive techniques such as fiber optic bore scopes and sampled and assess to the extent possible. Roofing materials and exterior suspect asbestos materials were not included in the scope of work and were not sampled. A total of **69 samples** (excluding composite or layered samples) were collected of suspect ACBM including the following:

- 1' X 1' Various Color Floor Tile
- Associated Floor Tile Mastic
- Pipe Insulation
- Cove Base
- 2x4 and 2x2 ceiling tile
- Spray on fireproofing
- Fitting materials
- Transite products
- Bench tops, Hoods
- Cove Base Mastic
- Sheetrock

Asbestos was identified in the following materials:

- Spray on fireproofing
- Associated Floor Tile Mastic
- Pipe and other Thermal System Insulation
- Transite products-sheet, bench tops, hoods, ductwork

Some asbestos pipe insulation may have been replaced in recent years with a hard lag non-asbestos material referred to as "cal-sil". All suspect pipe insulation (i.e. other than fiberglass) is required to be labeled as non-asbestos or it must be assumed to be asbestos. It is beyond the scope of this survey to differentiate in every instance between asbestos and non-asbestos pipe insulation as this would require sampling every foot of pipe in the building. Details of these findings can be found in Section 3, Summary of Findings and Appendix B, Bulk Sample Summary Analysis Report.

A thorough investigation of all accessible interior spaces has been performed at the Jenness Hall facility to identify all suspect ACBM by licensed and experienced inspectors. **ESP** offers unparalleled experience in the broad fields of industrial hygiene and environmental health. Our inspection team leaders for this survey included:

- *Mark Morehouse, BS, CIH, CSP.* With ten years experience including some of the earliest surveys at UMO; participation in the State-wide AHERA program; Phase 3 of the US Postal Service Northeastern Area Asbestos and Lead-Based Paint Inspections involving hundreds of builds throughout the State; and hundreds of inspections of industrial facilities, hospitals, commercial and residential building.

- *Chris Atwood, CSP, OHST*, has over twelve years experience with asbestos surveys in industrial facilities, commercial, school and residential building. Mr. Atwood has experience with CAD Drawing and computer program development.

Documentation of appropriate credentials can be found in Appendix E.

75 rooms within the facility were found to have asbestos containing building materials (ACBM). ESP identified no instances where asbestos containing materials were in very poor condition and represented a significant risk or potential risk. ESP has also made recommendations to repair numerous materials or perform operations and maintenance activities to keep the material in good condition.

ESP prepared cost estimated for abatement of found asbestos containing materials using conservative unit price estimates. The cost estimate to abate all materials in the survey would be $283,00.00 No modifiers were introduced to compensate for the project size, time of year, ease or difficulty of a particular abatement, all of which would affect the final price of asbestos removal.

The majority of the work is the removal of spray on fireproofing. The existing fireproofing should be considered to be a significant hazard that should be removed at the earliest possible time. The material is in very poor condition that is deteriorating and falling off of the structural steel to which it was applied. The area above the existing hanging ceiling tiles in the areas of the spray on material should not be entered by maintenance personnel or occupants of the building.

1.1 BUILDING DESCRIPTION

Jenness Hall is a three-story building which was constructed in 1960's era. The building construction consists of pre cast concrete sections, cast in place concrete and structural steel. The building has two additions to it that were found to be free of any Asbestos containing materials. The pilot plant addition and Soderberg wing were inspected and found to free of any ACM.

3.0 SUMMARY OF FINDINGS

All accessible areas within the Jenness Hall Facility were inspected using EPA and Maine DEP required protocols.

3.1 Non-Asbestos-Containing Building Materials

The following materials were not sampled (per EPA) because they are not considered suspect asbestos-containing materials:

- Brick materials (except bricks found within boilers)
- Ceramic tiles
- Cinderblock and marble
- Fiberglass insulating materials (yellow and pink colored)
- Plastic and glass materials
- Rubber and synthetic materials including Styrofoam
- Wood materials

The materials classified as non-asbestos-containing materials based on bulk sampling and analytical results are listed in Appendix B, Bulk Sample Summary Analysis Report.

3.2 Asbestos-Containing Building Materials

All suspect building materials were sampled and analyzed for asbestos (see the following tables listed by UMFM Room Numbers and Appendix B Bulk Sample Summary Analysis Report).

Because of the limitations of PLM analysis with non-friable organically bound (NOB) materials such as floor tile, it is possible that asbestos fibers could be present in floor tile samples, which initially tested negative for asbestos content. For this reason, it is recommended that a representative number of floor tile and other NOB material samples which initially tested negative for asbestos, be further analyzed by TEM analysis to determine if asbestos is present in the material.

For this report, ACBM is classified as either Friable or Non-Friable. The following are the general definitions of each:

• Friable Material: Any material which, when dry, may be easily crumbled, pulverized, or reduced to a powder by hand pressure. This includes previously non-friable material after it becomes damaged to the extent that when dry, it may be crumbled, pulverized, or reduced to a powder by hand pressure.

• Non-Friable Material: Any material which, when dry, may not be easily crumbled, pulverized, or reduced to a powder by hand pressure.

The locations, types, quantities of ACBM and assumed ACBM identified at Jenness Hall are listed in the following pages. Functional spaces are listed by UM Department of Facilities Management room numbers. Tables and drawings which indicate bulk sample summaries, bulk sample locations, and ACBM locations are reported in Appendix B and C respectively.

If more than one example of a particular ACBM type (eg. TSI pipe and duct insulation) was identified in one functional space, more than one sheet with the same room number will be found. Suspect building materials, such as floor tile, which are similar materials or layered materials, with the same analytical results may be listed together on the same sheet.

Asbestos containing building materials are categorized as Thermal System Insulation (TSI), Flooring Materials (FM or FT), Wall Materials (WM), Ceiling Materials(CM), Surfacing Materials (SM).

Condition of ACBM material was classified using one of nine codes based on material type and degree of damage. Recommendations are based on three options, removal, repair or O&M. The codes are listed on the next page.

3.3 Survey Work Sheet and Assessment Form

Each of the following forms contains general room descriptions and the complete inventory of ACBM by material type including quantities, associated samples numbers, analytical results, material assessments, comments and recommendations for one room. Rooms are identified by Facilities Management Department Room Numbering System and Room Description.

ACBM Survey Description of Recommendations and Material Condition Codes

Recommendations

Code#	Description
1	Removal
2	Repair
3	Operations and Maintenance (O&M)

Conditions

Code#	Description
1	Significantly damaged friable thermal system and surfacing material (> 50%)
	Damaged friable thermal system and surfacing material (< 50% but > 25%)
2	Minor damaged friable thermal system and surfacing material (< 25%)
3	Intact thermal system and surfacing material
4	Significantly damaged all other friable asbestos containing material (>50%)
	Damaged all other friable asbestos containing material (< 50% but > 25%)
5	Minor damaged all other friable asbestos containing material (< 25%)
6	Intact all other friable asbestos containing material
7	Significantly damaged non-friable asbestos containing material (> 50%)
8	Damaged non-friable asbestos containing material (< 50% but > 25%)
9	Minor damaged non-friable asbestos containing material (< 25%)

Survey Work Sheet and Assessment Form

Room # 010c | Location Jenness Hall | Ceiling Height 8' - 6"

Area: 100 | Room Description: Stair

Assess. Date: February 08

	Material Quantity	Bulk Analysis Results	Material Condition	Response Action Rec.
Ceiling Description: No Suspect Material (Concrete)	Sample Number(s):			
Flooring Description: No Suspect Material (Concrete)	Sample Number(s):			
TSI Description: Mud fitting	Material Quantity: 6; Sample Number(s): B-13	Chrysotile	2	3
TSI #2 Description: No Suspect Material (Fiber glass)	Sample Number(s):			
Wall Mat Description: No Suspect Material (Concrete)	Sample Number(s):			
Miscellaneous Description: No Suspect Material	Sample Number(s):			

Comments

All cove base and adhesive is non ACM

Rooms with fireproofing contain a significant hazard above the suspended ceiling

Reccomendations

Room #	010m	Location	Jenness Hall	Ceiling Height	8' - 6"
Area	400	Room Description	Mechanical		
Assess. Date	February 08				

	Material Quantity	Bulk Analysis Results	Material Condition	Response Action Rec.
Ceiling Description: No Suspect Material (Concrete)	Sample Number(s):			
Flooring Description: No Suspect Material (Concrete)	Sample Number(s):			
TSI Description: Mud Fittings	Material Quantity: 10 / Sample Number(s): B-13	Chrysotile	2	3
TSI #2 Description: No Suspect Material (Fiber glass)	Sample Number(s):			
Wall Mat Description: No Suspect Material (Concrete)	Sample Number(s):			
Miscellaneous Description: No Suspect Material	Material Quantity / Sample Number(s):			

Comments

All cove base and adhesive is non ACM

Rooms with fireproofing contain a significant hazard above the suspended ceiling

Reccomendations

Room #	011m	Location	Jenness Hall	Ceiling Height	8' - 6"
Area	200	Room Description	Mechanical		
Assess. Date	February 08				

Ceiling Description	Material Quantity	Bulk Analysis Results	Material Condition	Response Action Rec.
No Suspect Material (Concrete)	Sample Number(s)			

Flooring Description	Material Quantity	Bulk Analysis Results	Material Condition	Response Action Rec.
No Suspect Material (Concrete)	Sample Number(s)			

TSI Description	Material Quantity	Bulk Analysis Results	Material Condition	Response Action Rec.
No Suspect Material	Sample Number(s)			

TSI #2 Description	Material Quantity	Bulk Analysis Results	Material Condition	Response Action Rec.
No Suspect Material	Sample Number(s)			

Wall Mat Description	Material Quantity	Bulk Analysis Results	Material Condition	Response Action Rec.
No Suspect Material (Concrete)	Sample Number(s)			

Miscellaneous Description	Material Quantity	Bulk Analysis Results	Material Condition	Response Action Rec.
No Suspect Material	Sample Number(s)			

Comments

All cove base and adhesive is non ACM
Rooms with fireproofing contain a significant hazard above the suspended ceiling

Reccomendations

Room #	012m	Location	Jenness Hall	Ceiling Height	8' - 6"
Area	100	Room Description	Mechanical		
Assess. Date	February 08				

	Material Quantity	Bulk Analysis Results	Material Condition	Response Action Rec.
Ceiling Description: No Suspect Material (Concrete)	Sample Number(s):			
Flooring Description: No Suspect Material (Concrete)	Sample Number(s):			
TSI Description: No Suspect Material	Sample Number(s):			
TSI #2 Description: No Suspect Material	Sample Number(s):			
Wall Mat Description: No Suspect Material (Concrete)	Sample Number(s):			
Miscellaneous Description: No Suspect Material	Sample Number(s):			

Comments

All cove base and adhesive is non ACM

Rooms with fireproofing contain a significant hazard above the suspended ceiling

Reccomendations

Room #	013m	Location	Jenness Hall	Ceiling Height	8' - 6"
Area	50	Room Description	Mechanical		
Assess. Date	February 08				

	Material Quantity	Bulk Analysis Results	Material Condition	Response Action Rec.
Ceiling Description: No Suspect Material (Concrete)	Sample Number(s):			
Flooring Description: No Suspect Material (Concrete)	Sample Number(s):			
TSI Description: No Suspect Material	Sample Number(s):			
TSI #2 Description: No Suspect Material	Sample Number(s):			
Wall Mat Description: No Suspect Material (Concrete)	Sample Number(s):			
Miscellaneous Description: No Suspect Material	Sample Number(s):			

Comments

All cove base and adhesive is non ACM

Rooms with fireproofing contain a significant hazard above the suspended ceiling

Reccomendations

Room #	100	Location	Jenness Hall	Ceiling Height	8' - 6"
Area	1200	Room Description	Class Rm		
Assess. Date	February 08				

	Material Quantity	Bulk Analysis Results	Material Condition	Response Action Rec.
Ceiling Description: 2X4 Suspended	Sample Number(s): B-014 to B-018	None Detected		
Flooring Description: White 12X12	Sample Number(s): B-001 to B-003	None Detected		
TSI Description: Mud Fittings	6 Sample Number(s): B-13	Chrysotile	2	3
TSI #2 Description: No Suspect Material (Fiber glass)	Sample Number(s):			
Wall Mat Description: Drywall and compound	Sample Number(s):	None Detected		
Miscellaneous Description: Spray-on Fire Proofing	160 sf Sample Number(s): B-24	Amosite	1	1

Comments

All cove base and adhesive is non ACM

Rooms with fireproofing contain a significant hazard above the suspended ceiling

Reccomendations

Room #	100c	Location	Jenness Hall	Ceiling Height	8' - 6"
Area	2500	Room Description	HALL		
Assess. Date	February 08				

	Material Quantity	Bulk Analysis Results	Material Condition	Response Action Rec.
Ceiling Description: 2X2 Suspended	Sample Number(s): B-019 to B-022			
Flooring Description: No Suspect Material (Stone)	Sample Number(s):			
TSI Description: No Suspect Material	Sample Number(s):			
TSI #2 Description: No Suspect Material	Sample Number(s):			
Wall Mat Description: No Suspect Material	Sample Number(s):			
Miscellaneous Description: No Suspect Material	Sample Number(s):			

Comments

All cove base and adhesive is non ACM

Rooms with fireproofing contain a significant hazard above the suspended ceiling

Reccomendations

Room #	100e	Location	Jenness Hall	Ceiling Height	8' - 6"
Area	30	Room Description	Elevator		
Assess. Date	February 08				

	Material Quantity	Bulk Analysis Results	Material Condition	Response Action Rec.
Ceiling Description: No Suspect Material (Concrete)	Sample Number(s):			
Flooring Description: No Suspect Material (Concrete)	Sample Number(s):			
TSI Description: No Suspect Material	Sample Number(s):			
TSI #2 Description: No Suspect Material	Sample Number(s):			
Wall Mat Description: No Suspect Material (Concrete)	Sample Number(s):			
Miscellaneous Description: No Suspect Material	Sample Number(s):			

Comments

All cove base and adhesive is non ACM

Rooms with fireproofing contain a significant hazard above the suspended ceiling

Reccomendations

Room #	101	Location	Jenness Hall	Ceiling Height	8' - 6"
Area	600	Room Description	Class Rm		
Assess. Date	February 08				

	Material Quantity	Bulk Analysis Results	Material Condition	Response Action Rec.
Ceiling Description: 2X4 Suspended	Sample Number(s): B-014 to B-018	None Detected		
Flooring Description: White 12X12, Green 12X12	Sample Number(s): B-001to B-012	None Detected		
TSI Description: Mud Fitting	15 Sample Number(s): B-13	Chrysotile	2	3
TSI #2 Description: No Suspect Material (Fiber glass)	Sample Number(s):			
Wall Mat Description: Drywall and compound	Sample Number(s): B-30 to B-32	None Detected		
Miscellaneous Description: Spray-on Fire Proofing	120 sf Sample Number(s): B-24	Amosite	1	1

Comments

All cove base and adhesive is non ACM

Rooms with fireproofing contain a significant hazard above the suspended ceiling

Reccomendations

Room #	101c	Location	Jenness Hall	Ceiling Height	8' - 6"
Area	100	Room Description	HALL		
Assess. Date	February 08				

	Material Quantity	Bulk Analysis Results	Material Condition	Response Action Rec.
Ceiling Description: 2X2 Suspended	Sample Number(s): B-019 to B-022	None Detected		
Flooring Description: No Suspect Material (stone)	Sample Number(s):			
TSI Description: No Suspect Material	Sample Number(s):			
TSI #2 Description: No Suspect Material	Sample Number(s):			
Wall Mat Description: No Suspect Material (Concrete)	Sample Number(s):			
Miscellaneous Description: No Suspect Material	Sample Number(s):			

Comments

All cove base and adhesive is non ACM

Rooms with fireproofing contain a significant hazard above the suspended ceiling

Reccomendations

Room #	102	Location	Jenness Hall	Ceiling Height	8' - 6"
Area	600	Room Description	Class Rm		
Assess. Date	February 08				

	Material Quantity	Bulk Analysis Results	Material Condition	Response Action Rec.
Ceiling Description: 2X4 Suspended	Sample Number(s): B-014 to B-018	None Detected		
Flooring Description: White 12X12	Sample Number(s): B-01 to B-03	None Detected		
TSI Description: Mud fittings	6 Sample Number(s): B-13	Chrysotile	2	3
TSI #2 Description: No Suspect Material (Fiber glass)	Sample Number(s):			
Wall Mat Description: Drywall and compound	Sample Number(s): B-30 to B-32	None Detected		
Miscellaneous Description: Spray-on Fire Proofing	120 sf Sample Number(s): B-24	Amosite	1	1

Comments

All cove base and adhesive is non ACM

Rooms with fireproofing contain a significant hazard above the suspended ceiling

Reccomendations

Room #	102c	Location	Jenness Hall	Ceiling Height	8' - 6"
Area	1600	Room Description	HALL		
Assess. Date	February 08				

	Material Quantity	Bulk Analysis Results	Material Condition	Response Action Rec.
Ceiling Description: 2X4 Suspended	Sample Number(s): B-014 to B-018	None Detected		
Flooring Description: 12X12 Tan Tile	Sample Number(s): B-04 to B-06	None Detected		
TSI Description: Mud Fittings	60 Sample Number(s): B-13	Chrysotile	2	3
TSI #2 Description: No Suspect Material (Fiber glass)	Sample Number(s):			
Wall Mat Description: No Suspect Material (Concrete)	Sample Number(s):			
Miscellaneous Description: No Suspect Material	Sample Number(s):			

Comments

All cove base and adhesive is non ACM

Rooms with fireproofing contain a significant hazard above the suspended ceiling

Reccomendations

Room #	103C	Location	Jenness Hall	Ceiling Height	8' - 6"
Area	200	Room Description	STAIR		
Assess. Date	February 08				

	Material Quantity	Bulk Analysis Results	Material Condition	Response Action Rec.
Ceiling Description: No Suspect Material	Sample Number(s):			
Flooring Description: White 12X12	Sample Number(s): B-01 to B-03	None Detected		
TSI Description: No Suspect Material	Sample Number(s):			
TSI #2 Description: No Suspect Material	Sample Number(s):			
Wall Mat Description: No Suspect Material (Concrete)	Sample Number(s):			
Miscellaneous Description: No Suspect Material	Sample Number(s):			

Comments

All cove base and adhesive is non ACM

Rooms with fireproofing contain a significant hazard above the suspended ceiling

Reccomendations

Room #	103S	Location	Jenness Hall	Ceiling Height	8' - 6"
Area	100	Room Description	Store Rm		
Assess. Date	February 08				

	Material Quantity	Bulk Analysis Results	Material Condition	Response Action Rec.
Ceiling Description: No Suspect Material (Concrete)	Sample Number(s):			
Flooring Description: 12X12 Tan Floor tile	Sample Number(s): B-04 to B-06	None Detected		
TSI Description: Mud fittings	Material Quantity: 2; Sample Number(s): B-13	Chrysotile	2	3
TSI #2 Description: No Suspect Material (Fiber glass)	Sample Number(s):			
Wall Mat Description: No suspect Material	Sample Number(s):			
Miscellaneous Description: No Suspect Material	Material Quantity; Sample Number(s):	Bulk Analysis Results	Material Condition	Response Action Rec.

Comments

All cove base and adhesive is non ACM

Rooms with fireproofing contain a significant hazard above the suspended ceiling

Reccomendations

Room #	104	Location	Jenness Hall	Ceiling Height	8' - 6"
Area	600	Room Description	Class Rm		
Assess. Date	February 08				

	Material Quantity	Bulk Analysis Results	Material Condition	Response Action Rec.
Ceiling Description: 2X4 Suspended	Sample Number(s): B-014 to B-018	None Detected		
Flooring Description: White 12X12	Sample Number(s): B-01 to B-03	None Detected		
TSI Description: Mud Fittings	8 / Sample Number(s): B-13	Chrysotile	2	3
TSI #2 Description: No Suspect Material (Fiber glass)	Sample Number(s):			
Wall Mat Description: Drywall and compound	Sample Number(s): B-030 to B-032	None Detected		
Miscellaneous Description: Spray-on Fire Proofing	120 sf / Sample Number(s): B-24	Amosite	1	1

Comments

All cove base and adhesive is non ACM
Rooms with fireproofing contain a significant hazard above the suspended ceiling

Reccomendations

Room #	104C	Location	Jenness Hall	Ceiling Height	8' - 6"
Area	200	Room Description	STAIR		
Assess. Date	February 08				

	Material Quantity	Bulk Analysis Results	Material Condition	Response Action Rec.
Ceiling Description: No Suspect Material	Sample Number(s):			
Flooring Description: White 12X12	Sample Number(s): B-01to B-03	None Detected		
TSI Description: No Suspect Material	Sample Number(s):			
TSI #2 Description: No Suspect Material	Sample Number(s):			
Wall Mat Description: No Suspect Material (Concrete)	Sample Number(s):			
Miscellaneous Description: No Suspect Material	Sample Number(s):			

Comments

All cove base and adhesive is non ACM

Rooms with fireproofing contain a significant hazard above the suspended ceiling

Reccomendations

Room #	104m	Location	Jenness Hall	Ceiling Height	8' - 6"
Area	80	Room Description	STAIR		
Assess. Date	February 08				

	Material Quantity	Bulk Analysis Results	Material Condition	Response Action Rec.
Ceiling Description: No Suspect Material (Concrete)	Sample Number(s):			
Flooring Description: No Suspect Material	Sample Number(s):			
TSI Description: Mud Fitting	Material Quantity: 6 / Sample Number(s): B-13	Chrysotile	2	3
TSI #2 Description: No Suspect Material (Fiber glass)	Sample Number(s):			
Wall Mat Description: No Suspect Material (Concrete)	Sample Number(s):			
Miscellaneous Description: No Suspect Material	Sample Number(s):			

Comments

All cove base and adhesive is non ACM

Rooms with fireproofing contain a significant hazard above the suspended ceiling

Reccomendations

Room #	105	Location	Jenness Hall	Ceiling Height	8' - 6"
Area	250	Room Description	Class Rm		
Assess. Date	February 08				

	Material Quantity	Bulk Analysis Results	Material Condition	Response Action Rec.
Ceiling Description: 2X4 Suspended Non ACM	Sample Number(s): B-014 to B-018	None Detected		
Flooring Description: White 12X12	Sample Number(s): B-01 to B-03	None Detected		
TSI Description: Mud fittings	17 Sample Number(s): B-13	Chrysotile	2	3
TSI #2 Description: No Suspect Material (Fiber glass)	Sample Number(s):			
Wall Mat Description: Drywall and compound	Sample Number(s): B-030 to B-032	None Detected		
Miscellaneous Description: Spray-on Fire Proofing	60 sf Sample Number(s): B-24	Amosite	1	1

Comments

All cove base and adhesive is non ACM
Rooms with fireproofing contain a significant hazard above the suspended ceiling

Reccomendations

Room # 105c	Location Jenness Hall	Ceiling Height 8' - 6"
Area 80	Room Description ENTRANCE	
Assess. Date February 08		

	Material Quantity	Bulk Analysis Results	Material Condition	Response Action Rec.
Ceiling Description: No Suspect Material	Sample Number(s)			
Flooring Description: No Suspect Material (Stone)	Sample Number(s)			
TSI Description: No Suspect Material	Sample Number(s)			
TSI #2 Description: No Suspect Material	Sample Number(s)			
Wall Mat Description: No Suspect Material	Sample Number(s)			
Miscellaneous Description: No Suspect Material	Sample Number(s)			

Comments

All cove base and adhesive is non ACM

Rooms with fireproofing contain a significant hazard above the suspended ceiling

Reccomendations

Room #	106	Location	Jenness Hall	Ceiling Height	8' - 6"
Area	600	Room Description	Class Rm		
Assess. Date	February 08				

	Material Quantity	Bulk Analysis Results	Material Condition	Response Action Rec.
Ceiling Description: 2X4 Suspended	Sample Number(s): B-014 to B-018	None Detected		
Flooring Description: White 12X12	Sample Number(s): B-01 to B-03	None Detected		
TSI Description: Mud fittings	18 Sample Number(s): B-13	Chrysotile	2	3
TSI #2 Description: No Suspect Material (Fiber glass)	Sample Number(s):			
Wall Mat Description: Drywall and compound	Sample Number(s): B-30 to B-032	None Detected		
Miscellaneous Description: Spray-on Fire Proofing	120 sf Sample Number(s): B-24	Amosite	1	1

Comments

All cove base and adhesive is non ACM
Rooms with fireproofing contain a significant hazard above the suspended ceiling

Reccomendations

Room #	106c	Location	Jenness Hall	Ceiling Height	8' - 6"
Area	80	Room Description	ENTRANCE		
Assess. Date	February 08				

	Material Quantity	Bulk Analysis Results	Material Condition	Response Action Rec.
Ceiling Description: No Suspect Material	Sample Number(s):			
Flooring Description: No Suspect Material (Stone)	Sample Number(s):			
TSI Description: No Suspect Material	Sample Number(s):			
TSI #2 Description: No Suspect Material	Sample Number(s):			
Wall Mat Description: No Suspect Material	Sample Number(s):			
Miscellaneous Description: No Suspect Material	Sample Number(s):			

Comments

All cove base and adhesive is non ACM

Rooms with fireproofing contain a significant hazard above the suspended ceiling

Reccomendations

Room #	107	Location	Jenness Hall	Ceiling Height	8' - 6"
Area	300	Room Description	Class Rm		
Assess. Date	February 08				

	Material Quantity	Bulk Analysis Results	Material Condition	Response Action Rec.
Ceiling Description: 2X4 Suspended	Sample Number(s): B-014 to B-018	None Detected		
Flooring Description: White 12X12	Sample Number(s): B-01 to B-03	None Detected		
TSI Description: Mud fittings	6 Sample Number(s): B-13	Chrysotile	2	3
TSI #2 Description: No Suspect Material (Fiber glass)	Sample Number(s):			
Wall Mat Description: Drywall and compound	Sample Number(s): B-030 to B-032	None Detected		
Miscellaneous Description: Spray-on Fire Proofing	60 sf Sample Number(s): B-24	Amosite	1	1

Comments

All cove base and adhesive is non ACM

Rooms with fireproofing contain a significant hazard above the suspended ceiling

Reccomendations

Room #	108	Location	Jenness Hall	Ceiling Height	8' - 6"
Area	600	Room Description	Class Rm		
Assess. Date	February 08				

	Material Quantity	Bulk Analysis Results	Material Condition	Response Action Rec.
Ceiling Description: 2X4 Suspended	Sample Number(s): B-014 to B-018	None Detected		
Flooring Description: White 12X12	Sample Number(s): B-01 to B-03	None Detected		
TSI Description: Mud fitting	6 Sample Number(s): B-13	Chrysotile	2	3
TSI #2 Description: No Suspect Material (Fiber glass)	Sample Number(s):			
Wall Mat Description: Drywall and compound	Sample Number(s): B-030to B-032	None Detected		
Miscellaneous Description: Spray-on Fire Proofing	120 sf Sample Number(s): B-24	Amosite	1	1

Comments

All cove base and adhesive is non ACM
Rooms with fireproofing contain a significant hazard above the suspended ceiling

Reccomendations

Room #	109	Location	Jenness Hall	Ceiling Height	8' - 6"
Area	200	Room Description	Class Rm		
Assess. Date	February 08				

	Material Quantity	Bulk Analysis Results	Material Condition	Response Action Rec.
Ceiling Description: 2X4 Suspended	Sample Number(s): B-014 to B-018	None Detected		
Flooring Description: White 12X12	Sample Number(s): B-01 to B-03	None Detected		
TSI Description: Mud fitting	14 / Sample Number(s): B-13	Chrysotile	2	3
TSI #2 Description: No Suspect Material (Fiber glass)	Sample Number(s):			
Wall Mat Description: Drywall and compound	Sample Number(s): B-030 to B-032	None Detected		
Miscellaneous Description: Spray-on Fire Proofing	60 sf / Sample Number(s): B-24	Amosite	1	1

Comments

All cove base and adhesive is non ACM

Rooms with fireproofing contain a significant hazard above the suspended ceiling

Reccomendations

Room #	110	Location	Jenness Hall	Ceiling Height	8' - 6"
Area	100	Room Description	Kitchen		
Assess. Date	February 08				

	Material Quantity	Bulk Analysis Results	Material Condition	Response Action Rec.
Ceiling Description: 2X2 Suspended	Sample Number(s): B-019 to B-022	None Detected		
Flooring Description: 12X12 Gray tile	Sample Number(s): B-07 to B-09	None Detected		
TSI Description: No Suspect Material	Sample Number(s):			
TSI #2 Description: No Suspect Material	Sample Number(s):			
Wall Mat Description: No Suspect Material	Sample Number(s):			
Miscellaneous Description: No Suspect Material	Sample Number(s):			

Comments

All cove base and adhesive is non ACM

Rooms with fireproofing contain a significant hazard above the suspended ceiling

Reccomendations

Room # 110j | Location Jenness Hall | Ceiling Height 8' - 6"

Area: 80 | Room Description: STORAGE

Assess. Date: February 08

	Material Quantity	Bulk Analysis Results	Material Condition	Response Action Rec.
Ceiling Description: No Suspect Material (Concrete)	Sample Number(s):			
Flooring Description: No Suspect Material (Concrete)	Sample Number(s):			
TSI Description: Mud Fittings	Material Quantity: 10 / Sample Number(s): B-13	Chrysotile	2	3
TSI #2 Description: No Suspect Material (Fiber glass)	Sample Number(s):			
Wall Mat Description: No Suspect Material (Concrete)	Sample Number(s):			
Miscellaneous Description: No Suspect Material	Sample Number(s):			

Comments

All cove base and adhesive is non ACM

Rooms with fireproofing contain a significant hazard above the suspended ceiling

Reccomendations

Room #	110m	Location	Jenness Hall	Ceiling Height	8' - 6"
Area	50	Room Description	STORAGE		
Assess. Date	February 08				

	Material Quantity	Bulk Analysis Results	Material Condition	Response Action Rec.
Ceiling Description: No Suspect Material (Concrete)	Sample Number(s):			
Flooring Description: No Suspect Material (Metal)	Sample Number(s):			
TSI Description: Mud Fittings	Material Quantity: 6; Sample Number(s): B-13	Chrysotile	2	3
TSI #2 Description: No Suspect Material (Fiber glass)	Sample Number(s):			
Wall Mat Description: No Suspect Material (Concrete)	Sample Number(s):			
Miscellaneous Description: No Suspect Material	Sample Number(s):			

Comments

All cove base and adhesive is non ACM

Rooms with fireproofing contain a significant hazard above the suspended ceiling

Reccomendations

Room #	112	Location	Jenness Hall	Ceiling Height	8' - 6"
Area	100	Room Description	Hall		
Assess. Date	February 08				

	Material Quantity	Bulk Analysis Results	Material Condition	Response Action Rec.
Ceiling Description: 2X2 Suspended	Sample Number(s): B-019 to B-022	None Detected		
Flooring Description: No Suspect Material (Stone)	Sample Number(s):			
TSI Description: No Suspect Material	Sample Number(s):			
TSI #2 Description: No Suspect Material	Sample Number(s):			
Wall Mat Description: No Suspect Material (Concrete)	Sample Number(s):			
Miscellaneous Description: No Suspect Material	Sample Number(s):			

Comments

All cove base and adhesive is non ACM.
Rooms with fireproofing contain a significant hazard above the suspended ceiling.

Reccomendations

Room #	112m	Location	Jenness Hall	Ceiling Height	8' - 6"
Area	30	Room Description	Pipe Chase		
Assess. Date	February 08				

	Material Quantity	Bulk Analysis Results	Material Condition	Response Action Rec.
Ceiling Description: No Suspect Material (Concrete)	Sample Number(s):			
Flooring Description: No Suspect Material (Concrete)	Sample Number(s):			
TSI Description: Mud Fitting	20 / Sample Number(s): B-13	Chrysotile	2	3
TSI #2 Description: No Suspect Material (Fiber glass)	Sample Number(s):			
Wall Mat Description: No Suspect Material (Concrete)	Sample Number(s):			
Miscellaneous Description: No Suspect Material	Sample Number(s):			

Comments

All cove base and adhesive is non ACM

Rooms with fireproofing contain a significant hazard above the suspended ceiling

Reccomendations

Room #	112w	Location	Jenness Hall	Ceiling Height	8' - 6"
Area	200	Room Description	RESTROOM		
Assess. Date	February 08				

Ceiling Description	Material Quantity	Bulk Analysis Results	Material Condition	Response Action Rec.
2X4 Suspended		None Detected		
	Sample Number(s)			
	B-014 to B-018			

Flooring Description	Material Quantity	Bulk Analysis Results	Material Condition	Response Action Rec.
12X12 White		None Detected		
	Sample Number(s)			
	B-01 to B-03			

TSI Description	Material Quantity	Bulk Analysis Results	Material Condition	Response Action Rec.
No Suspect Material				
	Sample Number(s)			

TSI #2 Description	Material Quantity	Bulk Analysis Results	Material Condition	Response Action Rec.
No Suspect Material				
	Sample Number(s)			

Wall Mat Description	Material Quantity	Bulk Analysis Results	Material Condition	Response Action Rec.
No Suspect Material (Concrete)				
	Sample Number(s)			

Miscellaneous Description	Material Quantity	Bulk Analysis Results	Material Condition	Response Action Rec.
No Suspect material				
	Sample Number(s)			

Comments

All cove base and adhesive is non ACM

Rooms with fireproofing contain a significant hazard above the suspended ceiling

Reccomendations

Room #	113	Location	Jenness Hall	Ceiling Height	8' - 6"
Area	300	Room Description	Class Rm		
Assess. Date	February 08				

	Material Quantity	Bulk Analysis Results	Material Condition	Response Action Rec.
Ceiling Description: 2X4 Suspended	Sample Number(s): B-014 to B-018	None Detected		
Flooring Description: White 12X12	Sample Number(s): B-01 to B-03	None Detected		
TSI Description: Mud Fittings	10 Sample Number(s): B-13	Chrysotile	2	3
TSI #2 Description: No Suspect Material (Fiber glass)	Sample Number(s):			
Wall Mat Description: Drywall and compound	Sample Number(s): B-030 to B-032	None Detected		
Miscellaneous Description: Spray-on Fire Proofing	60 sf Sample Number(s): B-24	Amosite	1	1

Comments

All cove base and adhesive is non ACM

Rooms with fireproofing contain a significant hazard above the suspended ceiling

Reccomendations

Room # 114 Location Jenness Hall Ceiling Height 8' - 6"

Area 300 Room Description Conferance

Assess. Date February 08

	Material Quantity	Bulk Analysis Results	Material Condition	Response Action Rec.
Ceiling Description: 2X2 Suspended	Sample Number(s): B-019 to B-022	None Detected		
Flooring Description: No Suspect Material	Sample Number(s):			
TSI Description: No Suspect Material	Sample Number(s):			
TSI #2 Description: No Suspect Material	Sample Number(s):			
Wall Mat Description: Drywall and compound	Sample Number(s): B-030 to B-032	None Detected		
Miscellaneous Description: No Suspect Material	Sample Number(s):			

Comments

All cove base and adhesive is non ACM

Rooms with fireproofing contain a significant hazard above the suspended ceiling

Reccomendations

Room #	114w	Location	Jenness Hall	Ceiling Height	8' - 6"
Area	200	Room Description	RESTROOM		
Assess. Date	February 08				

	Material Quantity	Bulk Analysis Results	Material Condition	Response Action Rec.
Ceiling Description: 2X4 Suspended	Sample Number(s): B-014 to B-018	None Detected		
Flooring Description: 12X12 White	Sample Number(s): B-01 to B-03	None Detected		
TSI Description: No Suspect Material	Sample Number(s):			
TSI #2 Description: No Suspect Material	Sample Number(s):			
Wall Mat Description: Drywall and compound	Sample Number(s): B-030 to B-032	None Detected		
Miscellaneous Description: No Suspect material	Sample Number(s):			

Comments

All cove base and adhesive is non ACM

Rooms with fireproofing contain a significant hazard above the suspended ceiling

Reccomendations

Room #	115	Location	Jenness Hall	Ceiling Height	8' - 6"
Area	200	Room Description	OFFICE		
Assess. Date	February 08				

	Material Quantity	Bulk Analysis Results	Material Condition	Response Action Rec.
Ceiling Description: 2X4 Suspended	Sample Number(s): B-014 to B-018	None Detected		
Flooring Description: White 12X12 Mastic	Sample Number(s): B-01-B-03 & B-23	None Detected		
TSI Description: Mud Fittings	12 Sample Number(s): B-13	Chrysotile		
TSI #2 Description: No Suspect Material (Fiber glass)	Sample Number(s):			
Wall Mat Description: Drywall and compound	Sample Number(s): B-030 to B-032	None Detected		
Miscellaneous Description: Spray-on Fire Proofing	40 sf Sample Number(s): B-024	Amosite	1	1

Comments

All cove base and adhesive is non ACM
Rooms with fireproofing contain a significant hazard above the suspended ceiling

Reccomendations

Room #	116	Location	Jenness Hall	Ceiling Height	8' - 6"
Area	1000	Room Description		Class	
Assess. Date	February 08				

	Material Quantity	Bulk Analysis Results	Material Condition	Response Action Rec.
Ceiling Description: No Suspect Material	Sample Number(s):			
Flooring Description: No Suspect Material	Sample Number(s):			
TSI Description: No Suspect Material	Sample Number(s):			
TSI #2 Description: No Suspect Material	Sample Number(s):			
Wall Mat Description: Drywall and compound	Sample Number(s): B-030 to B-032	None Detected		
Miscellaneous Description: No Suspect Material	Sample Number(s):			

Comments

All cove base and adhesive is non ACM

Rooms with fireproofing contain a significant hazard above the suspended ceiling

Reccomendations

Room #	116s	Location	Jenness Hall	Ceiling Height	8' - 6"
Area	20	Room Description	Storage		
Assess. Date	February 08				

Ceiling Description	Material Quantity	Bulk Analysis Results	Material Condition	Response Action Rec.
No Suspect Material				
	Sample Number(s)			

Flooring Description	Material Quantity	Bulk Analysis Results	Material Condition	Response Action Rec.
No Suspect Material				
	Sample Number(s)			

TSI Description	Material Quantity	Bulk Analysis Results	Material Condition	Response Action Rec.
No Suspect Material				
	Sample Number(s)			

TSI #2 Description	Material Quantity	Bulk Analysis Results	Material Condition	Response Action Rec.
No Suspect Material				
	Sample Number(s)			

Wall Mat Description	Material Quantity	Bulk Analysis Results	Material Condition	Response Action Rec.
Drywall and compound		None Detected		
	Sample Number(s) B-030 to B-032			

Miscellaneous Description	Material Quantity	Bulk Analysis Results	Material Condition	Response Action Rec.
No Suspect Material				
	Sample Number(s)			

Comments

All cove base and adhesive is non ACM

Rooms with fireproofing contain a significant hazard above the suspended ceiling

Reccomendations

Room #	116w	Location	Jenness Hall	Ceiling Height	8' - 6"
Area	80	Room Description	Restroom		
Assess. Date	February 08				

	Material Quantity	Bulk Analysis Results	Material Condition	Response Action Rec.
Ceiling Description: 2X2 Suspended	Sample Number(s): B-019 to B-022	None Detected		
Flooring Description: 12X12 Gray tile	Sample Number(s): B-07to B-09	None Detected		
TSI Description: No Suspect Material	Sample Number(s):			
TSI #2 Description: No Suspect Material	Sample Number(s):			
Wall Mat Description: Drywall and compound	Sample Number(s): B-030 to B-032	None Detected		
Miscellaneous Description: No Suspect Material	Sample Number(s):			

Comments

All cove base and adhesive is non ACM

Rooms with fireproofing contain a significant hazard above the suspended ceiling

Reccomendations

Room #	117	Location	Jenness Hall	Ceiling Height	8' - 6"
Area	600	Room Description	OFFICE		
Assess. Date	February 08				

	Material Quantity	Bulk Analysis Results	Material Condition	Response Action Rec.
Ceiling Description: 2X4 Suspended	Sample Number(s): B-014 to B-018	None Detected		
Flooring Description: White 12X12 Mastic	Sample Number(s): B-01-B-03 B-23	None Detected		
TSI Description: Mud Fittings	Material Quantity: 12 Sample Number(s): B-13	Chrysotile		
TSI #2 Description: No Suspect Material (Fiber glass)	Sample Number(s):			
Wall Mat Description: Drywall and compound	Sample Number(s): B-030 to B-032	None Detected		
Miscellaneous Description: Spray-on Fire Proofing	Material Quantity: 200 sf Sample Number(s): B-24	Amosite	1	1

Comments

All cove base and adhesive is non ACM
Rooms with fireproofing contain a significant hazard above the suspended ceiling

Reccomendations

Room #	118	Location	Jenness Hall	Ceiling Height	8' - 6"
Area	600	Room Description	Lab		
Assess. Date	February 08				

	Material Quantity	Bulk Analysis Results	Material Condition	Response Action Rec.
Ceiling Description: 2X4 Suspended	Sample Number(s): B-014 To B-018	None Detected		
Flooring Description: No Suspect Material (Concrete)	Sample Number(s):			
TSI Description: No Suspect Material	Sample Number(s):			
TSI #2 Description: No Suspect Material	Sample Number(s):			
Wall Mat Description: No Suspect Material (Concrete)	Sample Number(s):			
Miscellaneous Description: No Suspect Material	Sample Number(s):			

Comments

All cove base and adhesive is non ACM

Rooms with fireproofing contain a significant hazard above the suspended ceiling

Reccomendations

Room #	118c	Location	Jenness Hall	Ceiling Height	8' - 6"
Area	400	Room Description	Hall		
Assess. Date	February 08				

	Material Quantity	Bulk Analysis Results	Material Condition	Response Action Rec.
Ceiling Description: 2X4 Suspended	Sample Number(s): B-014 to B-018	None Detected		
Flooring Description: No Suspect Material	Sample Number(s):			
TSI Description: No Suspect Material	Sample Number(s):			
TSI #2 Description: No Suspect Material	Sample Number(s):			
Wall Mat Description: No Suspect Material (Concrete)	Sample Number(s):			
Miscellaneous Description: No Suspect Material	Sample Number(s):			

Comments

All cove base and adhesive is non ACM

Rooms with fireproofing contain a significant hazard above the suspended ceiling

Reccomendations

Room #	118s	Location	Jenness Hall	Ceiling Height	8' - 6"
Area	80	Room Description	Storage		
Assess. Date	February 08				

	Material Quantity	Bulk Analysis Results	Material Condition	Response Action Rec.
Ceiling Description: No Suspect Material	Sample Number(s):			
Flooring Description: No Suspect Material	Sample Number(s):			
TSI Description: No Suspect Material	Sample Number(s):			
TSI #2 Description: No Suspect Material	Sample Number(s):			
Wall Mat Description: No Suspect Material (Concrete)	Sample Number(s):			
Miscellaneous Description: No Suspect Material	Sample Number(s):			

Comments

All cove base and adhesive is non ACM

Rooms with fireproofing contain a significant hazard above the suspended ceiling

Reccomendations

Room #	118w	Location	Jenness Hall	Ceiling Height	8' - 6"
Area	8.0	Room Description	Restroom		
Assess. Date	February 08				

	Material Quantity	Bulk Analysis Results	Material Condition	Response Action Rec.
Ceiling Description: 2X2 Suspended	Sample Number(s): B-019 to B-022	None Detected		
Flooring Description: 12X12 Gray tile	Sample Number(s): B-07-B-09	None Detected		
TSI Description: No Suspect Material	Sample Number(s):			
TSI #2 Description: No Suspect Material	Sample Number(s):			
Wall Mat Description: Drywall and compound	Sample Number(s): B-030 to B-032	None Detected		
Miscellaneous Description: No Suspect Material	Sample Number(s):			

Comments

All cove base and adhesive is non ACM

Rooms with fireproofing contain a significant hazard above the suspended ceiling

Reccomendations

Room #	119	Location	Jenness Hall	Ceiling Height	8' - 6"
Area	300	Room Description	Lab		
Assess. Date	February 08				

	Material Quantity	Bulk Analysis Results	Material Condition	Response Action Rec.
Ceiling Description: No Suspect Material (Concrete)	Sample Number(s):			
Flooring Description: No Suspect Material (Concrete)	Sample Number(s):			
TSI Description: No Suspect Material	Sample Number(s):			
TSI #2 Description: No Suspect Material	Sample Number(s):			
Wall Mat Description: No Suspect Material (Concrete)	Sample Number(s):			
Miscellaneous Description: No Suspect Material	Sample Number(s):			

Comments

All cove base and adhesive is non ACM

Rooms with fireproofing contain a significant hazard above the suspended ceiling

Reccomendations

Room #	120c	Location	Jenness Hall	Ceiling Height	8' - 6"
Area	40	Room Description	ENTRANCE		
Assess. Date	February 08				

Ceiling Description	Material Quantity	Bulk Analysis Results	Material Condition	Response Action Rec.
No Suspect Material (Concrete)	Sample Number(s)			

Flooring Description	Material Quantity	Bulk Analysis Results	Material Condition	Response Action Rec.
No Suspect Material (Concrete)	Sample Number(s)			

TSI Description	Material Quantity	Bulk Analysis Results	Material Condition	Response Action Rec.
No Suspect Material	Sample Number(s)			

TSI #2 Description	Material Quantity	Bulk Analysis Results	Material Condition	Response Action Rec.
No Suspect Material	Sample Number(s)			

Wall Mat Description	Material Quantity	Bulk Analysis Results	Material Condition	Response Action Rec.
No Suspect Material (Concrete)	Sample Number(s)			

Miscellaneous Description	Material Quantity	Bulk Analysis Results	Material Condition	Response Action Rec.
No Suspect Material	Sample Number(s)			

Comments

All cove base and adhesive is non ACM

Rooms with fireproofing contain a significant hazard above the suspended ceiling

Reccomendations

Room #	120s	Location	Jenness Hall	Ceiling Height	8' - 6"
Area	8.0	Room Description	Storage		
Assess. Date	February 08				

	Material Quantity	Bulk Analysis Results	Material Condition	Response Action Rec.
Ceiling Description: 2X2 Suspended	Sample Number(s): B-019 to B-022	None Detected		
Flooring Description: No Suspect Material	Sample Number(s):			
TSI Description: No Suspect Material	Sample Number(s):			
TSI #2 Description: No Suspect Material	Sample Number(s):			
Wall Mat Description: Drywall and compound	Sample Number(s): B-030 to B-032	None Detected		
Miscellaneous Description: No Suspect Material	Sample Number(s):			

Comments

All cove base and adhesive is non ACM.
Rooms with fireproofing contain a significant hazard above the suspended ceiling.

Reccomendations

Room # 121s	Location Jenness Hall	Ceiling Height 8' - 6"
Area 75	Room Description Storage	
Assess. Date February 08		

	Material Quantity	Bulk Analysis Results	Material Condition	Response Action Rec.
Ceiling Description: No Suspect Material	Sample Number(s)			
Flooring Description: No Suspect Material	Sample Number(s)			
TSI Description: No Suspect Material	Sample Number(s)			
TSI #2 Description: No Suspect Material	Sample Number(s)			
Wall Mat Description: No Suspect Material (Concrete)	Sample Number(s)			
Miscellaneous Description: No Suspect Material	Sample Number(s)			

Comments

All cove base and adhesive is non ACM

Rooms with fireproofing contain a significant hazard above the suspended ceiling

Reccomendations

Room #	122s	Location	Jenness Hall	Ceiling Height	8' - 6"
Area	75	Room Description	Storage		
Assess. Date	February 08				

	Material Quantity	Bulk Analysis Results	Material Condition	Response Action Rec.
Ceiling Description: No Suspect Material (Concrete)	Sample Number(s):			
Flooring Description: No Suspect Material (Concrete)	Sample Number(s):			
TSI Description: No Suspect Material	Sample Number(s):			
TSI #2 Description: No Suspect Material	Sample Number(s):			
Wall Mat Description: No Suspect Material (Concrete)	Sample Number(s):			
Miscellaneous Description: No Suspect Material	Sample Number(s):			

Comments

All cove base and adhesive is non ACM

Rooms with fireproofing contain a significant hazard above the suspended ceiling

Reccomendations

Room #	123	Location	Jenness Hall	Ceiling Height	8' - 6"
Area	800	Room Description	Lab		
Assess. Date	February 08				

	Material Quantity	Bulk Analysis Results	Material Condition	Response Action Rec.
Ceiling Description: No Suspect Material (Concrete)	Sample Number(s):			
Flooring Description: No Suspect Material (Concrete)	Sample Number(s):			
TSI Description: No Suspect Material	Sample Number(s):			
TSI #2 Description: No Suspect Material	Sample Number(s):			
Wall Mat Description: No Suspect Material (Concrete)	Sample Number(s):			
Miscellaneous Description: No Suspect Material	Sample Number(s):			

Comments

All cove base and adhesive is non ACM

Rooms with fireproofing contain a significant hazard above the suspended ceiling

Reccomendations

Room #	124m	Location	Jenness Hall	Ceiling Height	8' - 6"
Area	200	Room Description	Mechanical		
Assess. Date	February 08				

Ceiling Description	Material Quantity	Bulk Analysis Results	Material Condition	Response Action Rec.
No Suspect Material (Concrete)	Sample Number(s)			

Flooring Description	Material Quantity	Bulk Analysis Results	Material Condition	Response Action Rec.
No Suspect Material (Concrete)	Sample Number(s)			

TSI Description	Material Quantity	Bulk Analysis Results	Material Condition	Response Action Rec.
No Suspect Material	Sample Number(s)			

TSI #2 Description	Material Quantity	Bulk Analysis Results	Material Condition	Response Action Rec.
No Suspect Material	Sample Number(s)			

Wall Mat Description	Material Quantity	Bulk Analysis Results	Material Condition	Response Action Rec.
No Suspect Material (Concrete)	Sample Number(s)			

Miscellaneous Description	Material Quantity	Bulk Analysis Results	Material Condition	Response Action Rec.
No Suspect Material	Sample Number(s)			

Comments

All cove base and adhesive is non ACM
Rooms with fireproofing contain a significant hazard above the suspended ceiling

Reccomendations

Room #	124s	Location	Jenness Hall	Ceiling Height	8' - 6"
Area	100	Room Description	Storage		
Assess. Date	February 08				

	Material Quantity	Bulk Analysis Results	Material Condition	Response Action Rec.
Ceiling Description: No Suspect Material (Concrete)	Sample Number(s):			
Flooring Description: No Suspect Material (Concrete)	Sample Number(s):			
TSI Description: No Suspect Material	Sample Number(s):			
TSI #2 Description: No Suspect Material	Sample Number(s):			
Wall Mat Description: No Suspect Material (Concrete)	Sample Number(s):			
Miscellaneous Description: No Suspect Material	Sample Number(s):			

Comments

All cove base and adhesive is non ACM

Rooms with fireproofing contain a significant hazard above the suspended ceiling

Reccomendations

Room #	125	Location	Jenness Hall	Ceiling Height	8' - 6"
Area	150	Room Description	Lab		
Assess. Date	February 08				

Ceiling Description	Material Quantity	Bulk Analysis Results	Material Condition	Response Action Rec.
No Suspect Material (Concrete)	Sample Number(s)			

Flooring Description	Material Quantity	Bulk Analysis Results	Material Condition	Response Action Rec.
No Suspect Material (Concrete)	Sample Number(s)			

TSI Description	Material Quantity	Bulk Analysis Results	Material Condition	Response Action Rec.
No Suspect Material	Sample Number(s)			

TSI #2 Description	Material Quantity	Bulk Analysis Results	Material Condition	Response Action Rec.
No Suspect Material	Sample Number(s)			

Wall Mat Description	Material Quantity	Bulk Analysis Results	Material Condition	Response Action Rec.
No Suspect Material (Concrete)	Sample Number(s)			

Miscellaneous Description	Material Quantity	Bulk Analysis Results	Material Condition	Response Action Rec.
No Suspect Material (Counter top)	Sample Number(s) B-027 to B-029			

Comments

All cove base and adhesive is non ACM

Rooms with fireproofing contain a significant hazard above the suspended ceiling

Reccomendations

Room #	127	Location	Jenness Hall	Ceiling Height	8' - 6"
Area	700	Room Description	Lab		
Assess. Date	February 08				

Ceiling Description	Material Quantity	Bulk Analysis Results	Material Condition	Response Action Rec.
No Suspect Material (Concrete)	Sample Number(s)			

Flooring Description	Material Quantity	Bulk Analysis Results	Material Condition	Response Action Rec.
No Suspect Material (Concrete)	Sample Number(s)			

TSI Description	Material Quantity	Bulk Analysis Results	Material Condition	Response Action Rec.
No Suspect Material	Sample Number(s)			

TSI #2 Description	Material Quantity	Bulk Analysis Results	Material Condition	Response Action Rec.
No Suspect Material	Sample Number(s)			

Wall Mat Description	Material Quantity	Bulk Analysis Results	Material Condition	Response Action Rec.
No Suspect Material (Concrete)	Sample Number(s)			

Miscellaneous Description	Material Quantity	Bulk Analysis Results	Material Condition	Response Action Rec.
No Suspect Material (Counter top)	Sample Number(s) B-027 to B-029			

Comments

All cove base and adhesive is non ACM
Rooms with fireproofing contain a significant hazard above the suspended ceiling

Reccomendations

Room #	128	Location	Jenness Hall	Ceiling Height	8' - 6"
Area	6500	Room Description	Pilot Plant		
Assess. Date	February 08				

Ceiling Description	Material Quantity	Bulk Analysis Results	Material Condition	Response Action Rec.
No Suspect Material (Concrete)	Sample Number(s)			

Flooring Description	Material Quantity	Bulk Analysis Results	Material Condition	Response Action Rec.
No Suspect Material (Concrete)	Sample Number(s)			

TSI Description	Material Quantity	Bulk Analysis Results	Material Condition	Response Action Rec.
No Suspect Material	Sample Number(s)			

TSI #2 Description	Material Quantity	Bulk Analysis Results	Material Condition	Response Action Rec.
No Suspect Material	Sample Number(s)			

Wall Mat Description	Material Quantity	Bulk Analysis Results	Material Condition	Response Action Rec.
No Suspect Material (Concrete)	Sample Number(s)			

Miscellaneous Description	Material Quantity	Bulk Analysis Results	Material Condition	Response Action Rec.
No Suspect Material	Sample Number(s)			

Comments

All cove base and adhesive is non ACM

Rooms with fireproofing contain a significant hazard above the suspended ceiling

Reccomendations

Room #	129	Location	Jenness Hall	Ceiling Height	8' - 6"
Area	400	Room Description	Conference		
Assess. Date	February 08				

	Material Quantity	Bulk Analysis Results	Material Condition	Response Action Rec.
Ceiling Description: No Suspect Material (Concrete)	Sample Number(s):			
Flooring Description: No Suspect Material (Concrete)	Sample Number(s):			
TSI Description: No Suspect Material	Sample Number(s):			
TSI #2 Description: No Suspect Material	Sample Number(s):			
Wall Mat Description: Drywall and compound	Sample Number(s): B-030 to B-032	None Detected		
Miscellaneous Description: No Suspect Material	Sample Number(s):			

Comments

All cove base and adhesive is non ACM

Rooms with fireproofing contain a significant hazard above the suspended ceiling

Reccomendations

Survey Work Sheet and Assessment Form

Room #	130	Location	Jenness Hall	Ceiling Height	8' - 6"
Area	2800	Room Description	Pilot Plant		
Assess. Date	February 08				

	Material Quantity	Bulk Analysis Results	Material Condition	Response Action Rec.
Ceiling Description: No Suspect Material (Concrete)	Sample Number(s):			
Flooring Description: No Suspect Material (Concrete)	Sample Number(s):			
TSI Description: No Suspect Material	Sample Number(s):			
TSI #2 Description: No Suspect Material	Sample Number(s):			
Wall Mat Description: Drywall and compound	Sample Number(s): B-030 to B-032	None Detected		
Miscellaneous Description: No Suspect Material	Sample Number(s):			

Comments

All cove base and adhesive is non ACM

Rooms with fireproofing contain a significant hazard above the suspended ceiling

Reccomendations

Room #	131	Location	Jenness Hall	Ceiling Height	8' - 6"
Area	400	Room Description	Conference		
Assess. Date	February 08				

Ceiling Description	Material Quantity	Bulk Analysis Results	Material Condition	Response Action Rec.
No Suspect Material (Concrete)	Sample Number(s)			

Flooring Description	Material Quantity	Bulk Analysis Results	Material Condition	Response Action Rec.
No Suspect Material (Concrete)	Sample Number(s)			

TSI Description	Material Quantity	Bulk Analysis Results	Material Condition	Response Action Rec.
No Suspect Material	Sample Number(s)			

TSI #2 Description	Material Quantity	Bulk Analysis Results	Material Condition	Response Action Rec.
No Suspect Material	Sample Number(s)			

Wall Mat Description	Material Quantity	Bulk Analysis Results	Material Condition	Response Action Rec.
No Suspect Material (Concrete)	Sample Number(s)			

Miscellaneous Description	Material Quantity	Bulk Analysis Results	Material Condition	Response Action Rec.
No Suspect Material	Sample Number(s)			

Comments

All cove base and adhesive is non ACM
Rooms with fireproofing contain a significant hazard above the suspended ceiling

Reccomendations

Room #	133	Location	Jenness Hall	Ceiling Height	8' - 6"
Area	3250	Room Description	Pilot Plant		
Assess. Date	February 08				

	Material Quantity	Bulk Analysis Results	Material Condition	Response Action Rec.
Ceiling Description: No Suspect Material (Concrete)	Sample Number(s):			
Flooring Description: No Suspect Material (Concrete)	Sample Number(s):			
TSI Description: No Suspect Material	Sample Number(s):			
TSI #2 Description: No Suspect Material	Sample Number(s):			
Wall Mat Description: No Suspect Material (Concrete)	Sample Number(s):			
Miscellaneous Description: No Suspect Material	Sample Number(s):			

Comments

All cove base and adhesive is non ACM

Rooms with fireproofing contain a significant hazard above the suspended ceiling

Reccomendations

Room #	133s	Location	Jenness Hall	Ceiling Height	8' - 6"
Area	200	Room Description	Storage		
Assess. Date	February 08				

	Material Quantity	Bulk Analysis Results	Material Condition	Response Action Rec.
Ceiling Description: No Suspect Material (Concrete)	Sample Number(s):			
Flooring Description: No Suspect Material (Concrete)	Sample Number(s):			
TSI Description: No Suspect Material	Sample Number(s):			
TSI #2 Description: No Suspect Material	Sample Number(s):			
Wall Mat Description: Drywall and compound	Sample Number(s): B-030 to B-032	None Detected		
Miscellaneous Description: No Suspect Material	Sample Number(s):			

Comments

All cove base and adhesive is non ACM

Rooms with fireproofing contain a significant hazard above the suspended ceiling

Reccomendations

Room #	135	Location	Jenness Hall	Ceiling Height	8' - 6"
Area	300	Room Description	Storage		
Assess. Date	February 08				

	Material Quantity	Bulk Analysis Results	Material Condition	Response Action Rec.
Ceiling Description: No Suspect Material (Concrete)	Sample Number(s):			
Flooring Description: No Suspect Material (Concrete)	Sample Number(s):			
TSI Description: No Suspect Material	Sample Number(s):			
TSI #2 Description: No Suspect Material	Sample Number(s):			
Wall Mat Description: Drywall and compound	Sample Number(s): B-030 to B-032	None Detected		
Miscellaneous Description: No Suspect Material	Sample Number(s):			

Comments

All cove base and adhesive is non ACM

Rooms with fireproofing contain a significant hazard above the suspended ceiling

Reccomendations

Room # 135c	Location Jenness Hall	Ceiling Height 8' - 6"
Area 200	Room Description Stair	
Assess. Date February 08		

Ceiling Description	Material Quantity	Bulk Analysis Results	Material Condition	Response Action Rec.
No Suspect Material	Sample Number(s)			

Flooring Description	Material Quantity	Bulk Analysis Results	Material Condition	Response Action Rec.
No Suspect Material	Sample Number(s)			

TSI Description	Material Quantity	Bulk Analysis Results	Material Condition	Response Action Rec.
No Suspect Material	Sample Number(s)			

TSI #2 Description	Material Quantity	Bulk Analysis Results	Material Condition	Response Action Rec.
No Suspect Material	Sample Number(s)			

Wall Mat Description	Material Quantity	Bulk Analysis Results	Material Condition	Response Action Rec.
No Suspect Material (Concrete)	Sample Number(s)			

Miscellaneous Description	Material Quantity	Bulk Analysis Results	Material Condition	Response Action Rec.
No Suspect Material	Sample Number(s)			

Comments

All cove base and adhesive is non ACM

Rooms with fireproofing contain a significant hazard above the suspended ceiling

Reccomendations

Room # 137 Location Jenness Hall Ceiling Height 8' - 6"

Area 75 Room Description Restroom

Assess. Date February 08

	Material Quantity	Bulk Analysis Results	Material Condition	Response Action Rec.
Ceiling Description: 2X4 Suspended	Sample Number(s): B-014 to B-018	None Detected		
Flooring Description: 12X12 Gray tile	Sample Number(s): B-07 to B-09	None Detected		
TSI Description: No Suspect Material	Sample Number(s):			
TSI #2 Description: No Suspect Material	Sample Number(s):			
Wall Mat Description: No Suspect Material (Concrete)	Sample Number(s):			
Miscellaneous Description: No Suspect Material	Sample Number(s):			

Comments

All cove base and adhesive is non ACM

Rooms with fireproofing contain a significant hazard above the suspended ceiling

Reccomendations

Room #	137c	Location	Jenness Hall	Ceiling Height	8' - 6"
Area	100	Room Description	Hall		
Assess. Date	February 08				

	Material Quantity	Bulk Analysis Results	Material Condition	Response Action Rec.
Ceiling Description: 2X4 Suspended	Sample Number(s): B-014 to B-018	None Detected		
Flooring Description: No Suspect Material (Concrete)	Sample Number(s):			
TSI Description: No Suspect Material	Sample Number(s):			
TSI #2 Description: No Suspect Material	Sample Number(s):			
Wall Mat Description: No Suspect Material (Concrete)	Sample Number(s):			
Miscellaneous Description: No Suspect Material	Sample Number(s):			

Comments

All cove base and adhesive is non ACM

Rooms with fireproofing contain a significant hazard above the suspended ceiling

Reccomendations

Room #	137w	Location	Jenness Hall	Ceiling Height	8' - 6"
Area	50	Room Description	Restroom		
Assess. Date	February 08				

	Material Quantity	Bulk Analysis Results	Material Condition	Response Action Rec.
Ceiling Description: 2X4 Suspended	Sample Number(s): B-014 To B-018	None Detected		
Flooring Description: 12X12 Gray tile	Sample Number(s): B-07 to B-09	None Detected		
TSI Description: No Suspect Material	Sample Number(s):			
TSI #2 Description: No Suspect Material	Sample Number(s):			
Wall Mat Description: No Suspect Material (Concrete)	Sample Number(s):			
Miscellaneous Description: No Suspect Material	Sample Number(s):			

Comments

All cove base and adhesive is non ACM

Rooms with fireproofing contain a significant hazard above the suspended ceiling

Reccomendations

Room #	139	Location	Jenness Hall	Ceiling Height	8' - 6"
Area	300	Room Description	Storage		
Assess. Date	February 08				

	Material Quantity	Bulk Analysis Results	Material Condition	Response Action Rec.
Ceiling Description: No Suspect Material (Concrete)	Sample Number(s)			
Flooring Description: No Suspect Material (Concrete)	Sample Number(s)			
TSI Description: No Suspect Material	Sample Number(s)			
TSI #2 Description: No Suspect Material	Sample Number(s)			
Wall Mat Description: No Suspect Material (Concrete)	Sample Number(s)			
Miscellaneous Description: No Suspect Material	Sample Number(s)			

Comments

All cove base and adhesive is non ACM

Rooms with fireproofing contain a significant hazard above the suspended ceiling

Reccomendations

Room #	139c	Location	Jenness Hall	Ceiling Height	8' - 6"
Area	50	Room Description	Hall		
Assess. Date	February 08				

	Material Quantity	Bulk Analysis Results	Material Condition	Response Action Rec.
Ceiling Description: 2X4 Suspended	Sample Number(s): B-014 to B-018	None Detected		
Flooring Description: 12X12 Gray tile	Sample Number(s): B-07 to B-09	None Detected		
TSI Description: No Suspect Material	Sample Number(s):			
TSI #2 Description: No Suspect Material	Sample Number(s):			
Wall Mat Description: No Suspect Material (Concrete)	Sample Number(s):			
Miscellaneous Description: No Suspect Material	Sample Number(s):			

Comments

All cove base and adhesive is non ACM

Rooms with fireproofing contain a significant hazard above the suspended ceiling

Reccomendations

Room #	200	Location	Jenness Hall	Ceiling Height	8' - 6"
Area	600	Room Description	Class Rm		
Assess. Date	February 08				

	Material Quantity	Bulk Analysis Results	Material Condition	Response Action Rec.
Ceiling Description: 2X4 Suspended	Sample Number(s): B-014 to B-018	None Detected		
Flooring Description: White 12X12	Sample Number(s): B-01 to B-03	None Detected		
TSI Description: Mud fitting	8 Sample Number(s): B-13	Chrysotile	2	3
TSI #2 Description: No Suspect Material (Fiber glass)	Sample Number(s):			
Wall Mat Description: Drywall and compound	Sample Number(s): B-030 to B-032	None Detected		
Miscellaneous Description: Spray-on Fire Proofing	120 sf Sample Number(s): B-24	Amosite	1	1

Comments

All cove base and adhesive is non ACM

Rooms with fireproofing contain a significant hazard above the suspended ceiling

Reccomendations

Room #	200e	Location	Jenness Hall	Ceiling Height	8' - 6"
Area	30	Room Description	Elevator		
Assess. Date	February 08				

	Material Quantity	Bulk Analysis Results	Material Condition	Response Action Rec.
Ceiling Description: No Suspect Material (Concrete)	Sample Number(s):			
Flooring Description: No Suspect Material (Concrete)	Sample Number(s):			
TSI Description: No Suspect Material	Sample Number(s):			
TSI #2 Description: No Suspect Material	Sample Number(s):			
Wall Mat Description: No Suspect Material (Concrete)	Sample Number(s):			
Miscellaneous Description: No Suspect Material	Sample Number(s):			

Comments

All cove base and adhesive is non ACM

Rooms with fireproofing contain a significant hazard above the suspended ceiling

Reccomendations

Room #	201	Location	Jenness Hall	Ceiling Height	8' - 6"
Area	300	Room Description	Lab		
Assess. Date	February 08				

	Material Quantity	Bulk Analysis Results	Material Condition	Response Action Rec.
Ceiling Description: 2X4 Suspended	Sample Number(s): B-014 to B-018	None Detected		
Flooring Description: 12X12 White tile	Sample Number(s): B-01 to B-03	None Detected		
TSI Description: No Suspect Material	Sample Number(s):			
TSI #2 Description: No Suspect Material	Sample Number(s):			
Wall Mat Description: Drywall and compound	Sample Number(s): B-030 to B-032	None Detected		
Miscellaneous Description: Spray-on Fire Proofing	Material Quantity: 60 sf; Sample Number(s): B-24	Amosite	1	1

Comments

All cove base and adhesive is non ACM

Rooms with fireproofing contain a significant hazard above the suspended ceiling

Reccomendations

Room #	202	Location	Jenness Hall	Ceiling Height	8' - 6"
Area	600	Room Description	Class Rm		
Assess. Date	February 08				

	Material Quantity	Bulk Analysis Results	Material Condition	Response Action Rec.
Ceiling Description: 2X4 Suspended	Sample Number(s): B-014 to B-018	None Detected		
Flooring Description: White 12X12	Sample Number(s): B-01 to B-03	None Detected		
TSI Description: Mud fitting	Material Quantity: 8; Sample Number(s): B-13	Chrysotile	2	3
TSI #2 Description: No Suspect Material (Fiber glass)	Sample Number(s):			
Wall Mat Description: Drywall and compound	Sample Number(s): B-030 to B-032	None Detected		
Miscellaneous Description: Spray-on Fire Proofing	Material Quantity: 120 sf; Sample Number(s): B-24	Amosite	1	1

Comments

All cove base and adhesive is non ACM

Rooms with fireproofing contain a significant hazard above the suspended ceiling

Reccomendations

Room #	203	Location	Jenness Hall	Ceiling Height	8' - 6"
Area	1200	Room Description	Lab		
Assess. Date	February 08				

	Material Quantity	Bulk Analysis Results	Material Condition	Response Action Rec.
Ceiling Description: No Suspect Material (Concrete)	Sample Number(s):			
Flooring Description: No Suspect Material (Concrete)	Sample Number(s):			
TSI Description: Mud Fittings	24 / Sample Number(s): B-13	Chrysotile	2	3
TSI #2 Description: No Suspect Material (Fiber glass)	Sample Number(s):			
Wall Mat Description: No Suspect Material (Concrete)	Sample Number(s):			
Miscellaneous Description: Spray-on Fire Proofing; Transite pipe 15 ln. ft.; Transite hood 50 sq. ft.; Counter Tops Non ACM	200 sf / Sample Number(s): B-24 to B-29	Amosite	1	1

Comments

All cove base and adhesive is non ACM

Rooms with fireproofing contain a significant hazard above the suspended ceiling

Reccomendations

Room #	204	Location	Jenness Hall	Ceiling Height	8' - 6"
Area	600	Room Description	Class Rm		
Assess. Date	February 08				

	Material Quantity	Bulk Analysis Results	Material Condition	Response Action Rec.
Ceiling Description: 2X4 Suspended	Sample Number(s): B-014 to B-018	None Detected		
Flooring Description: White 12X12	Sample Number(s): B-01 to B-03	None Detected		
TSI Description: No suspect Materal	Sample Number(s):			
TSI #2 Description: No Suspect Material	Sample Number(s):			
Wall Mat Description: Drywall and compound	Sample Number(s): B-030 to B-032	None Detected		
Miscellaneous Description: Spray-on Fire Proofing	Material Quantity: 120 sf; Sample Number(s): B-24	Amosite	1	1

Comments

All cove base and adhesive is non ACM

Rooms with fireproofing contain a significant hazard above the suspended ceiling

Reccomendations

Room #	205	Location	Jenness Hall	Ceiling Height	8' - 6"
Area	1200	Room Description	Lab		
Assess. Date	February 08				

	Material Quantity	Bulk Analysis Results	Material Condition	Response Action Rec.
Ceiling Description: No Suspect Material (Concrete)	Sample Number(s):			
Flooring Description: No Suspect Material (Concrete)	Sample Number(s):			
TSI Description: Mud Fittings	28 / Sample Number(s): B-13	Chrysotile	2	3
TSI #2 Description: No Suspect Material (Fiber glass)	Sample Number(s):			
Wall Mat Description: No Suspect Material (Concrete)	Sample Number(s):			
Miscellaneous Description: Spray-on Fire Proofing; Transite pipe 35 ln. ft.; Transite hood 50 sq. ft.; Counter Tops Non ACM	200 sf / Sample Number(s): B-24 to B-29	Amosite	1	1

Comments

All cove base and adhesive is non ACM

Rooms with fireproofing contain a significant hazard above the suspended ceiling

Reccomendations

Room #	206	Location	Jenness Hall	Ceiling Height	8' - 6"
Area	600	Room Description	Class Rm		
Assess. Date	February 08				

	Material Quantity	Bulk Analysis Results	Material Condition	Response Action Rec.
Ceiling Description: 2X4 Suspended	Sample Number(s): B-014 to B-018	None Detected		
Flooring Description: White 12X12	Sample Number(s): B-01to B-03	None Detected		
TSI Description: No suspect Material	Sample Number(s):			
TSI #2 Description: No Suspect Material	Sample Number(s):			
Wall Mat Description: Drywall and compound	Sample Number(s): B-030 to B-032	None Detected		
Miscellaneous Description: Spray-on Fire Proofing	Material Quantity: 120 sf; Sample Number(s): B-24	Amosite	1	1

Comments

All cove base and adhesive is non ACM

Rooms with fireproofing contain a significant hazard above the suspended ceiling

Reccomendations

Room #	207	Location	Jenness Hall	Ceiling Height	8' - 6"
Area	300	Room Description	Office		
Assess. Date	February 08				

	Material Quantity	Bulk Analysis Results	Material Condition	Response Action Rec.
Ceiling Description: 2X4 Suspended	Sample Number(s): B-014 to B-018	None Detected		
Flooring Description: 12X12 White tile	Sample Number(s): B-01to B-03	None Detected		
TSI Description: Mud Fittings	8 Sample Number(s): B-13	Chrysotile	2	3
TSI #2 Description: No Suspect Material (Fiber glass)	Sample Number(s):			
Wall Mat Description: Drywall and compound	Sample Number(s): B-030 to B-032	None Detected		
Miscellaneous Description: Spray-on Fire Proofing; Counter Tops Non ACM	60 sf Sample Number(s): B-24 to B-029	Amosite	1	1

Comments

All cove base and adhesive is non ACM

Rooms with fireproofing contain a significant hazard above the suspended ceiling

Reccomendations

Room #	208	Location	Jenness Hall	Ceiling Height	8' - 6"
Area	200	Room Description	Lab		
Assess. Date	February 08				

	Material Quantity	Bulk Analysis Results	Material Condition	Response Action Rec.
Ceiling Description: 2X4 Suspended	Sample Number(s): B-014 to B-018	None Detected		
Flooring Description: White 12X12	Sample Number(s): B-01 to B-03	None Detected		
TSI Description: Mud Fittings	Material Quantity: 4; Sample Number(s): B-13	Chrysotile	2	3
TSI #2 Description: No Suspect Material (Fiber glass)	Sample Number(s):			
Wall Mat Description: Drywall and compound	Sample Number(s): B-030 to B-032	None Detected		
Miscellaneous Description: No suspect Material	Sample Number(s):			

Comments

All cove base and adhesive is non ACM

Rooms with fireproofing contain a significant hazard above the suspended ceiling

Reccomendations

Room #	208a	Location	Jenness Hall	Ceiling Height	8' - 6"
Area	200	Room Description	Lab		
Assess. Date	February 08				

	Material Quantity	Bulk Analysis Results	Material Condition	Response Action Rec.
Ceiling Description: 2X4 Suspended	Sample Number(s): B-014 to B-018	None Detected		
Flooring Description: White 12X12	Sample Number(s): B-01to B-03	None Detected		
TSI Description: Mud Fittings	4 Sample Number(s): B-13	Chrysotile	2	3
TSI #2 Description: No Suspect Material (Fiber glass)	Sample Number(s):			
Wall Mat Description: Drywall and compound	Sample Number(s): B-030 to B-032	None Detected		
Miscellaneous Description: No suspect Material	Sample Number(s):			

Comments

All cove base and adhesive is non ACM

Rooms with fireproofing contain a significant hazard above the suspended ceiling

Reccomendations

Room #	208b	Location	Jenness Hall	Ceiling Height	8' - 6"
Area	200	Room Description	Office		
Assess. Date	February 08				

	Material Quantity	Bulk Analysis Results	Material Condition	Response Action Rec.
Ceiling Description: 2X4 Suspended	Sample Number(s): B-014 to B-018	None Detected		
Flooring Description: White 12X12	Sample Number(s): B-01 to B-03	None Detected		
TSI Description: Mud Fittings	4 Sample Number(s): B-13	Chrysotile	2	3
TSI #2 Description: No Suspect Material (Fiber glass)	Sample Number(s):			
Wall Mat Description: Drywall and compound	Sample Number(s): B-030 to B-032	None Detected		
Miscellaneous Description: No suspect Material	Sample Number(s):			

Comments

All cove base and adhesive is non ACM

Rooms with fireproofing contain a significant hazard above the suspended ceiling

Reccomendations

Room #	208c	Location	Jenness Hall	Ceiling Height	8' - 6"
Area	200	Room Description	Office		
Assess. Date	February 08				

	Material Quantity	Bulk Analysis Results	Material Condition	Response Action Rec.
Ceiling Description: 2X4 Suspended	Sample Number(s): B-014 toB-018	None Detected		
Flooring Description: White 12X12	Sample Number(s): B-01to B-03	None Detected		
TSI Description: Mud Fittings	4 Sample Number(s): B-13	Chrysotile	2	3
TSI #2 Description: No Suspect Material (Fiber glass)	Sample Number(s):			
Wall Mat Description: Drywall and compound	Sample Number(s): B-030 to B-032	None Detected		
Miscellaneous Description: Spray-on Fire Proofing	120 sf Sample Number(s): B-24	Amosite	1	1

Comments

All cove base and adhesive is non ACM
Rooms with fireproofing contain a significant hazard above the suspended ceiling

Reccomendations

Room #	208d	Location	Jenness Hall	Ceiling Height	8' - 6"
Area	200	Room Description	Office		
Assess. Date	February 08				

	Material Quantity	Bulk Analysis Results	Material Condition	Response Action Rec.
Ceiling Description: 2X4 Suspended	Sample Number(s): B-014 to B-018	None Detected		
Flooring Description: White 12X12	Sample Number(s): B-01-B-03	None Detected		
TSI Description: Mud Fittings	6 Sample Number(s): B-13	Chrysotile	2	3
TSI #2 Description: No Suspect Material (Fiber glass)	Sample Number(s):			
Wall Mat Description: Drywall and compound	Sample Number(s): B-030 to B-032	None Detected		
Miscellaneous Description: Spray-on Fire Proofing	120 sf Sample Number(s): B-24	Amosite	1	1

Comments

All cove base and adhesive is non ACM

Rooms with fireproofing contain a significant hazard above the suspended ceiling

Reccomendations

Room #	208e/f	Location	Jenness Hall	Ceiling Height	8' - 6"
Area	300	Room Description	Lab		
Assess. Date	February 08				

	Material Quantity	Bulk Analysis Results	Material Condition	Response Action Rec.
Ceiling Description: 2X4 Suspended	Sample Number(s): B-014 to B-018	None Detected		
Flooring Description: White 12X12	Sample Number(s): B-01-B-03	None Detected		
TSI Description: Mud Fittings	12 Sample Number(s): B-13	Chrysotile	2	3
TSI #2 Description: No Suspect Material (Fiber glass)	Sample Number(s):			
Wall Mat Description: Drywall and compound	Sample Number(s): B-030 to B-032	None Detected		
Miscellaneous Description: No suspect Material	Sample Number(s):			

Comments

All cove base and adhesive is non ACM

Rooms with fireproofing contain a significant hazard above the suspended ceiling

Reccomendations

Room #	208g	Location	Jenness Hall	Ceiling Height	8' - 6"
Area	20	Room Description	Entrance		
Assess. Date	February 08				

	Material Quantity	Bulk Analysis Results	Material Condition	Response Action Rec.
Ceiling Description: 2X4 Suspended	Sample Number(s): B-014 to B-018	None Detected		
Flooring Description: White 12X12	Sample Number(s): B-01 to B-03	None Detected		
TSI Description: No Suspect Material	Sample Number(s):			
TSI #2 Description: No Suspect Material	Sample Number(s):			
Wall Mat Description: Drywall and compound	Sample Number(s): B-030 to B-032	None Detected		
Miscellaneous Description: No Suspect material	Sample Number(s):			

Comments

All cove base and adhesive is non ACM

Rooms with fireproofing contain a significant hazard above the suspended ceiling

Reccomendations

Room #	Location	Ceiling Height
209	Jenness Hall	8' - 6"

Area	Room Description
300	Office

Assess. Date: February 08

	Material Quantity	Bulk Analysis Results	Material Condition	Response Action Rec.
Ceiling Description: 2X4 Suspended	Sample Number(s): B-014 To B-018	None Detected		
Flooring Description: 12X12 White tile	Sample Number(s): B-01to B-03	None Detected		
TSI Description: Mud Fittings	Material Quantity: 8; Sample Number(s): B-13	Chrysotile	2	3
TSI #2 Description: No Suspect Material (Fiber glass)	Sample Number(s):			
Wall Mat Description: Drywall and compound	Sample Number(s): B-030 to B-032	None Detected		
Miscellaneous Description: Spray-on Fire Proofing; Counter Tops Non ACM	Material Quantity: 50 sf; Sample Number(s): B-24 to B-029	Amosite	1	1

Comments

All cove base and adhesive is non ACM
Rooms with fireproofing contain a significant hazard above the suspended ceiling

Reccomendations

Survey Work Sheet and Assessment Form

Room #	Location	Ceiling Height
211	Jenness Hall	8' - 6"

Area	Room Description
300	Office

Assess. Date: February 08

	Material Quantity	Bulk Analysis Results	Material Condition	Response Action Rec.
Ceiling Description: 2X4 Suspended	Sample Number(s): B-014 to B-018	None Detected		
Flooring Description: 12X12 White tile	Sample Number(s): B-01 to B-03	None Detected		
TSI Description: Mud Fittings	8 / Sample Number(s): B-13	Chrysotile	2	3
TSI #2 Description: No Suspect Material (Fiber glass)	Sample Number(s):			
Wall Mat Description: Drywall and compound	Sample Number(s): B-030 to B-032	None Detected		
Miscellaneous Description: Spray-on Fire Proofing Counter Tops Non ACM	50 sf / Sample Number(s): B-24 to B-029	Amosite	1	1

Comments

All cove base and adhesive is non ACM

Rooms with fireproofing contain a significant hazard above the suspended ceiling

Reccomendations

Room #	213	Location	Jenness Hall	Ceiling Height	8' - 6"
Area	300	Room Description	Office		
Assess. Date	February 08				

	Material Quantity	Bulk Analysis Results	Material Condition	Response Action Rec.
Ceiling Description: 2X4 Suspended	Sample Number(s): B-014 to B-018	None Detected		
Flooring Description: 12X12 White tile	Sample Number(s): B-01 to B-03	None Detected		
TSI Description: Mud Fittings	8 / Sample Number(s): B-13	Chrysotile	2	3
TSI #2 Description: No Suspect Material (Fiber glass)	Sample Number(s):			
Wall Mat Description: Drywall and compound	Sample Number(s): B-030 to B-032	None Detected		
Miscellaneous Description: Spray-on Fire Proofing Counter Tops Non ACM	50 sf / Sample Number(s): B-24 to B-029	Amosite	1	1

Comments

All cove base and adhesive is non ACM
Rooms with fireproofing contain a significant hazard above the suspended ceiling

Reccomendations

Room #	215	Location	Jenness Hall	Ceiling Height	8' - 6"
Area	300	Room Description	Office		
Assess. Date	February 08				

Ceiling Description	Material Quantity	Bulk Analysis Results	Material Condition	Response Action Rec.
2X4 Suspended		None Detected		
	Sample Number(s)			
	B-014 to B-018			

Flooring Description	Material Quantity	Bulk Analysis Results	Material Condition	Response Action Rec.
No suspect material (Carpet over Concrete)				
	Sample Number(s)			

TSI Description	Material Quantity	Bulk Analysis Results	Material Condition	Response Action Rec.
Mud Fittings	8	Chrysotile	2	3
	Sample Number(s)			
	B-13			

TSI #2 Description	Material Quantity	Bulk Analysis Results	Material Condition	Response Action Rec.
No Suspect Material (Fiber glass)				
	Sample Number(s)			

Wall Mat Description	Material Quantity	Bulk Analysis Results	Material Condition	Response Action Rec.
Drywall and compound		None Detected		
	Sample Number(s)			
	B-030 to B-032			

Miscellaneous Description	Material Quantity	Bulk Analysis Results	Material Condition	Response Action Rec.
Spray-on Fire Proofing	50 sf	Amosite	1	1
	Sample Number(s)			
	B-24			

Comments

All cove base and adhesive is non ACM
Rooms with fireproofing contain a significant hazard above the suspended ceiling

Reccomendations

Room #	216m	Location	Jenness Hall	Ceiling Height	8' - 6"
Area	220	Room Description	Mechanical		
Assess. Date	February 08				

	Material Quantity	Bulk Analysis Results	Material Condition	Response Action Rec.
Ceiling Description: No Suspect Material (Concrete)	Sample Number(s):			
Flooring Description: No Suspect Material (Concrete)	Sample Number(s):			
TSI Description: Mud Fitting	Material Quantity: 8 / Sample Number(s): B-13	Chrysotile		
TSI #2 Description: No Suspect Material (Fiber glass)	Sample Number(s):			
Wall Mat Description: No Suspect Material (Concrete)	Sample Number(s):			
Miscellaneous Description: No Suspect Material	Material Quantity / Sample Number(s):			

Comments

All cove base and adhesive is non ACM

Rooms with fireproofing contain a significant hazard above the suspended ceiling

Reccomendations

Room #	217	Location	Jenness Hall	Ceiling Height	8' - 6"
Area	300	Room Description	Office		
Assess. Date	February 08				

	Material Quantity	Bulk Analysis Results	Material Condition	Response Action Rec.
Ceiling Description: 2X4 Suspended	Sample Number(s): B-014 to B-018	None Detected		
Flooring Description: No suspect material (Carpet over Concrete)	Sample Number(s):			
TSI Description: Mud Fittings	Material Quantity: 8; Sample Number(s): B-13	Chrysotile	2	3
TSI #2 Description: No Suspect Material (Fiber glass)	Sample Number(s):			
Wall Mat Description: Drywall and compound	Sample Number(s): B-030 to B-032	None Detected		
Miscellaneous Description: Spray-on Fire Proofing	Material Quantity: 50 sf; Sample Number(s): B-24	Amosite	1	1

Comments

All cove base and adhesive is non ACM
Rooms with fireproofing contain a significant hazard above the suspended ceiling

Reccomendations

Room #	217a	Location	Jenness Hall	Ceiling Height	8' - 6"
Area	150	Room Description	Office		
Assess. Date	February 08				

Ceiling Description	Material Quantity	Bulk Analysis Results	Material Condition	Response Action Rec.
2X4 Suspended		None Detected		
	Sample Number(s)			
	B-014 to B-018			

Flooring Description	Material Quantity	Bulk Analysis Results	Material Condition	Response Action Rec.
White 12X12		None Detected		
	Sample Number(s)			
	B-01to B-03			

TSI Description	Material Quantity	Bulk Analysis Results	Material Condition	Response Action Rec.
Mud Fittings	8	Chrysotile	2	3
	Sample Number(s)			
	B-13			

TSI #2 Description	Material Quantity	Bulk Analysis Results	Material Condition	Response Action Rec.
No Suspect Material (Fiber glass)				
	Sample Number(s)			

Wall Mat Description	Material Quantity	Bulk Analysis Results	Material Condition	Response Action Rec.
Drywall and compound		None Detected		
	Sample Number(s)			
	B-030 to B-032			

Miscellaneous Description	Material Quantity	Bulk Analysis Results	Material Condition	Response Action Rec.
No Suspect Material				
	Sample Number(s)			

Comments

All cove base and adhesive is non ACM
Rooms with fireproofing contain a significant hazard above the suspended ceiling

Reccomendations

Room #	Location	Ceiling Height
217b	Jenness Hall	8' - 6"

Area	Room Description
150	Office

Assess. Date: February 08

	Material Quantity	Bulk Analysis Results	Material Condition	Response Action Rec.
Ceiling Description: 2X4 Suspended	Sample Number(s): B-014 to B-018	None Detected		
Flooring Description: No suspect material (Carpet over Concrete)	Sample Number(s):	None Detected		
TSI Description: Mud Fittings	8 Sample Number(s): B-13	Chrysotile	2	3
TSI #2 Description: No Suspect Material (Fiber glass)	Sample Number(s):			
Wall Mat Description: Drywall and compound	Sample Number(s): B-030 to B-032	None Detected		
Miscellaneous Description: Spray-on Fire Proofing	50 sf Sample Number(s): B-24	Amosite	1	1

Comments

All cove base and adhesive is non ACM
Rooms with fireproofing contain a significant hazard above the suspended ceiling

Reccomendations

Room # 219	Location Jenness Hall	Ceiling Height 8' - 6"
Area 200	Room Description Lab	
Assess. Date February 08		

	Material Quantity	Bulk Analysis Results	Material Condition	Response Action Rec.
Ceiling Description: 2X2 Suspended	Sample Number(s): B-019 toB-022	None Detected		
Flooring Description: No Suspect Material (Concrete)	Sample Number(s):			
TSI Description: No Suspect Material	Sample Number(s):			
TSI #2 Description: No Suspect Material	Sample Number(s):			
Wall Mat Description: No Suspect Material (Concrete)	Sample Number(s):			
Miscellaneous Description: No Suspect Material	Sample Number(s):			

Comments

All cove base and adhesive is non ACM

Rooms with fireproofing contain a significant hazard above the suspended ceiling

Reccomendations

Room #	219m	Location	Jenness Hall	Ceiling Height	8' - 6"
Area	40	Room Description	Mechanical		
Assess. Date	February 08				

	Material Quantity	Bulk Analysis Results	Material Condition	Response Action Rec.
Ceiling Description: No Suspect Material (Concrete)	Sample Number(s):			
Flooring Description: No Suspect Material (Concrete)	Sample Number(s):			
TSI Description: No Suspect Material	Sample Number(s):			
TSI #2 Description: No Suspect Material	Sample Number(s):			
Wall Mat Description: No Suspect Material (Concrete)	Sample Number(s):			
Miscellaneous Description: No suspect Material	Sample Number(s):			

Comments

All cove base and adhesive is non ACM

Rooms with fireproofing contain a significant hazard above the suspended ceiling

Reccomendations

Room #	220m	Location	Jenness Hall	Ceiling Height	8' - 6"
Area	100	Room Description	Mechanical		
Assess. Date	February 08				

	Material Quantity	Bulk Analysis Results	Material Condition	Response Action Rec.
Ceiling Description: No Suspect Material (Concrete)	Sample Number(s):			
Flooring Description: No Suspect Material (Concrete)	Sample Number(s):			
TSI Description: Mud Fittings	18 / Sample Number(s): B-13	Chrysotile	2	3
TSI #2 Description: No Suspect Material (Fiber glass)	Sample Number(s):			
Wall Mat Description: No Suspect Material (Concrete)	Sample Number(s):			
Miscellaneous Description: No suspect Material	Sample Number(s):			

Comments

All cove base and adhesive is non ACM

Rooms with fireproofing contain a significant hazard above the suspended ceiling

Reccomendations

Room #	221	Location	Jenness Hall	Ceiling Height	8' - 6"
Area	300	Room Description	Mechanical		
Assess. Date	February 08				

	Material Quantity	Bulk Analysis Results	Material Condition	Response Action Rec.
Ceiling Description: No Suspect Material (Concrete)	Sample Number(s):			
Flooring Description: No Suspect Material (Concrete)	Sample Number(s):			
TSI Description: No Suspect Material	Sample Number(s):			
TSI #2 Description: No Suspect Material	Sample Number(s):			
Wall Mat Description: No Suspect Material (Concrete)	Sample Number(s):			
Miscellaneous Description: No suspect Material	Sample Number(s):			

Comments

All cove base and adhesive is non ACM

Rooms with fireproofing contain a significant hazard above the suspended ceiling

Reccomendations

Room #	222	Location	Jenness Hall	Ceiling Height	8' - 6"
Area	600	Room Description	Conference		
Assess. Date	February 08				

	Material Quantity	Bulk Analysis Results	Material Condition	Response Action Rec.
Ceiling Description: 2X4 Suspended	Sample Number(s): B-014 to B-018	None Detected		
Flooring Description: 12X12 White tile	Sample Number(s): B-01 to B-03	None Detected		
TSI Description: No Suspect Material	Sample Number(s):			
TSI #2 Description: No Suspect Material	Sample Number(s):			
Wall Mat Description: No Suspect Material (Concrete)	Sample Number(s):			
Miscellaneous Description: No Suspect Material	Sample Number(s):			

Comments

All cove base and adhesive is non ACM

Rooms with fireproofing contain a significant hazard above the suspended ceiling

Reccomendations

Room #	222c	Location	Jenness Hall	Ceiling Height	8' - 6"
Area	200	Room Description	Hall		
Assess. Date	February 08				

	Material Quantity	Bulk Analysis Results	Material Condition	Response Action Rec.
Ceiling Description: 2X4 Suspended	Sample Number(s): B-014 to B-018	None Detected		
Flooring Description: 12X12 White tile	Sample Number(s): B-01 to B-03	None Detected		
TSI Description: No Suspect Material	Sample Number(s):			
TSI #2 Description: No Suspect Material	Sample Number(s):			
Wall Mat Description: No Suspect Material (Concrete)	Sample Number(s):			
Miscellaneous Description: No Suspect Material	Sample Number(s):			

Comments

All cove base and adhesive is non ACM

Rooms with fireproofing contain a significant hazard above the suspended ceiling

Reccomendations

Room #	222m	Location	Jenness Hall	Ceiling Height	8' - 6"
Area	30	Room Description	Pipe Chase		
Assess. Date	February 08				

	Material Quantity	Bulk Analysis Results	Material Condition	Response Action Rec.
Ceiling Description: No Suspect Material (Concrete)	Sample Number(s):			
Flooring Description: No Suspect Material (Concrete)	Sample Number(s):			
TSI Description: Mud Fitting	20 / Sample Number(s): B-13	Chrysotile	2	3
TSI #2 Description: No Suspect Material (Fiber glass)	Sample Number(s):			
Wall Mat Description: No Suspect Material (Concrete)	Sample Number(s):			
Miscellaneous Description: No Suspect Material	Sample Number(s):			

Comments

All cove base and adhesive is non ACM

Rooms with fireproofing contain a significant hazard above the suspended ceiling

Reccomendations

Room #	222w	Location	Jenness Hall	Ceiling Height	8' - 6"
Area	80	Room Description	Restroom		
Assess. Date	February 08				

	Material Quantity	Bulk Analysis Results	Material Condition	Response Action Rec.
Ceiling Description: 2X4 Suspended	Sample Number(s): B-014 to B-018	None Detected		
Flooring Description: No Suspect Material	Sample Number(s):			
TSI Description: No Suspect Material	Sample Number(s):			
TSI #2 Description: No Suspect Material	Sample Number(s):			
Wall Mat Description: No Suspect Material (Concrete)	Sample Number(s):			
Miscellaneous Description: No suspect Material	Sample Number(s):			

Comments

All cove base and adhesive is non ACM

Rooms with fireproofing contain a significant hazard above the suspended ceiling

Reccomendations

Survey Work Sheet and Assessment Form

Room #	223	Location	Jenness Hall	Ceiling Height	8' - 6"
Area	3300	Room Description	Lab		
Assess. Date	February 08				

	Material Quantity	Bulk Analysis Results	Material Condition	Response Action Rec.
Ceiling Description: 2X4 Suspended	Sample Number(s): B-014 to B-018	None Detected		
Flooring Description: No Suspect Material (Concrete)	Sample Number(s):			
TSI Description: No Suspect Material	Sample Number(s):			
TSI #2 Description: No Suspect Material	Sample Number(s):			
Wall Mat Description: No Suspect Material (Concrete)	Sample Number(s):			
Miscellaneous Description: No Suspect Material	Sample Number(s):			

Comments

All cove base and adhesive is non ACM.
Rooms with fireproofing contain a significant hazard above the suspended ceiling.

Reccomendations

Room #	224	Location	Jenness Hall	Ceiling Height	8' - 6"
Area	600	Room Description		Class	
Assess. Date	February 08				

Ceiling Description	Material Quantity	Bulk Analysis Results	Material Condition	Response Action Rec.
2X4 Suspended	Sample Number(s): B-014 to B-018	None Detected		

Flooring Description	Material Quantity	Bulk Analysis Results	Material Condition	Response Action Rec.
No Suspect Material	Sample Number(s):			

TSI Description	Material Quantity	Bulk Analysis Results	Material Condition	Response Action Rec.
No Suspect Material	Sample Number(s):			

TSI #2 Description	Material Quantity	Bulk Analysis Results	Material Condition	Response Action Rec.
No Suspect Material	Sample Number(s):			

Wall Mat Description	Material Quantity	Bulk Analysis Results	Material Condition	Response Action Rec.
Drywall and compound	Sample Number(s): B-030 to B-032	None Detected		

Miscellaneous Description	Material Quantity	Bulk Analysis Results	Material Condition	Response Action Rec.
No Suspect Material	Sample Number(s):			

Comments

All cove base and adhesive is non ACM

Rooms with fireproofing contain a significant hazard above the suspended ceiling

Reccomendations

Room #	224c	Location	Jenness Hall	Ceiling Height	8' - 6"
Area	400	Room Description	Hall		
Assess. Date	February 08				

	Material Quantity	Bulk Analysis Results	Material Condition	Response Action Rec.
Ceiling Description: 2X4 Suspended	Sample Number(s): B-014 to B-018	None Detected		
Flooring Description: 12X12 White tile	Sample Number(s): B-01 to B-03	None Detected		
TSI Description: No Suspect Material	Sample Number(s):			
TSI #2 Description: No Suspect Material	Sample Number(s):			
Wall Mat Description: No Suspect Material (Concrete)	Sample Number(s):			
Miscellaneous Description: No Suspect Material	Sample Number(s):			

Comments

All cove base and adhesive is non ACM

Rooms with fireproofing contain a significant hazard above the suspended ceiling

Reccomendations

Room #	224w	Location	Jenness Hall	Ceiling Height	8' - 6"
Area	100	Room Description	Restroom		
Assess. Date	February 08				

	Material Quantity	Bulk Analysis Results	Material Condition	Response Action Rec.
Ceiling Description: 2X4 Suspended	Sample Number(s): B-014 to B-018	None Detected		
Flooring Description: No Suspect Material	Sample Number(s):			
TSI Description: No Suspect Material	Sample Number(s):			
TSI #2 Description: No Suspect Material	Sample Number(s):			
Wall Mat Description: No Suspect Material (Concrete)	Sample Number(s):			
Miscellaneous Description: Spray-on Fire Proofing	Material Quantity: 120 sf; Sample Number(s): B-24	Amosite	1	1

Comments

All cove base and adhesive is non ACM

Rooms with fireproofing contain a significant hazard above the suspended ceiling

Reccomendations

Room #	225c	Location	Jenness Hall	Ceiling Height	8' - 6"
Area	500	Room Description	Hall		
Assess. Date	February 08				

	Material Quantity	Bulk Analysis Results	Material Condition	Response Action Rec.
Ceiling Description: 2X4 Suspended	Sample Number(s): B-014 to B-018	None Detected		
Flooring Description: 12X12 White tile	Sample Number(s): B-01 to B-03	None Detected		
TSI Description: Mud Fittings	4 Sample Number(s): B-13	Chrysotile	2	3
TSI #2 Description: No Suspect Material (Fiber glass)	Sample Number(s):			
Wall Mat Description: No Suspect Material (Concrete)	Sample Number(s):			
Miscellaneous Description: No Suspect Material	Sample Number(s):			

Comments

All cove base and adhesive is non ACM

Rooms with fireproofing contain a significant hazard above the suspended ceiling

Reccomendations

Room #	226	Location	Jenness Hall	Ceiling Height	8' - 6"
Area	1500	Room Description	Lab		
Assess. Date	February 08				

	Material Quantity	Bulk Analysis Results	Material Condition	Response Action Rec.
Ceiling Description: 2X4 Suspended	Sample Number(s): B-014 to B-018	None Detected		
Flooring Description: No Suspect Material (Concrete)	Sample Number(s):			
TSI Description: No Suspect Material	Sample Number(s):			
TSI #2 Description: No Suspect Material	Sample Number(s):			
Wall Mat Description: No Suspect Material (Concrete)	Sample Number(s):			
Miscellaneous Description: No Suspect Material	Sample Number(s):			

Comments

All cove base and adhesive is non ACM

Rooms with fireproofing contain a significant hazard above the suspended ceiling

Reccomendations

Room #	226c	Location	Jenness Hall	Ceiling Height	8' - 6"
Area	1600	Room Description	Hall		
Assess. Date	February 08				

	Material Quantity	Bulk Analysis Results	Material Condition	Response Action Rec.
Ceiling Description: 2X4 Suspended	Sample Number(s): B-014 to B-018	None Detected		
Flooring Description: 12X12 White tile	Sample Number(s): B-01 to B-03	None Detected		
TSI Description: Mud Fittings	Material Quantity: 20; Sample Number(s): B-13	Chrysotile	2	3
TSI #2 Description: No Suspect Material (Fiber glass)	Material Quantity: ; Sample Number(s):			
Wall Mat Description: No Suspect Material (Concrete)	Material Quantity: ; Sample Number(s):			
Miscellaneous Description: No Suspect Material	Material Quantity: ; Sample Number(s):			

Comments

All cove base and adhesive is non ACM

Rooms with fireproofing contain a significant hazard above the suspended ceiling

Reccomendations

Room #	227c	Location	Jenness Hall	Ceiling Height	8' - 6"
Area	100	Room Description	Stair well		
Assess. Date	February 08				

	Material Quantity	Bulk Analysis Results	Material Condition	Response Action Rec.
Ceiling Description: 2X4 Suspended	Sample Number(s): B-014 to B-018	None Detected		
Flooring Description: 12X12 White tile	Sample Number(s): B-01 to B-03	None Detected		
TSI Description: No Suspect Material	Sample Number(s):			
TSI #2 Description: No Suspect Material	Sample Number(s):			
Wall Mat Description: No Suspect Material (Concrete)	Sample Number(s):			
Miscellaneous Description: No Suspect Material	Sample Number(s):			

Comments

All cove base and adhesive is non ACM

Rooms with fireproofing contain a significant hazard above the suspended ceiling

Reccomendations

Room #	228	Location	Jenness Hall	Ceiling Height	8' - 6"
Area	400	Room Description	Lab		
Assess. Date	February 08				

	Material Quantity	Bulk Analysis Results	Material Condition	Response Action Rec.
Ceiling Description: 2X4 Suspended	Sample Number(s): B-014 to B-018	None Detected		
Flooring Description: No Suspect Material (Concrete)	Sample Number(s):			
TSI Description: No Suspect Material	Sample Number(s):			
TSI #2 Description: No Suspect Material	Sample Number(s):			
Wall Mat Description: No Suspect Material (Concrete)	Sample Number(s):			
Miscellaneous Description: No Suspect Material	Sample Number(s):			

Comments

All cove base and adhesive is non ACM

Rooms with fireproofing contain a significant hazard above the suspended ceiling

Reccomendations

Room #	228c	Location	Jenness Hall	Ceiling Height	8' - 6"
Area	100	Room Description	Stair		
Assess. Date	February 08				

	Material Quantity	Bulk Analysis Results	Material Condition	Response Action Rec.
Ceiling Description: 2X4 Suspended	Sample Number(s): B-014 to B-018	None Detected		
Flooring Description: 12X12 White tile	Sample Number(s): B-01 to B-03	None Detected		
TSI Description: No Suspect Material	Sample Number(s):			
TSI #2 Description: No Suspect Material	Sample Number(s):			
Wall Mat Description: No Suspect Material (Concrete)	Sample Number(s):			
Miscellaneous Description: No Suspect Material	Sample Number(s):			

Comments

All cove base and adhesive is non ACM

Rooms with fireproofing contain a significant hazard above the suspended ceiling

Reccomendations

Room #	230	Location	Jenness Hall	Ceiling Height	8' - 6"
Area	800	Room Description	Lab		
Assess. Date	February 08				

	Material Quantity	Bulk Analysis Results	Material Condition	Response Action Rec.
Ceiling Description: No Suspect Material (Concrete)	Sample Number(s):			
Flooring Description: No Suspect Material (Concrete)	Sample Number(s):			
TSI Description: No Suspect Material	Sample Number(s):			
TSI #2 Description: No Suspect Material	Sample Number(s):			
Wall Mat Description: No Suspect Material (Concrete)	Sample Number(s):			
Miscellaneous Description: No Suspect Material	Sample Number(s):			

Comments

All cove base and adhesive is non ACM

Rooms with fireproofing contain a significant hazard above the suspended ceiling

Reccomendations

Room #	230c	Location	Jenness Hall	Ceiling Height	8' - 6"
Area	400	Room Description	Hall		
Assess. Date	February 08				

	Material Quantity	Bulk Analysis Results	Material Condition	Response Action Rec.
Ceiling Description: 2X4 Suspended	Sample Number(s): B-014 to B-018	None Detected		
Flooring Description: No Suspect Material	Sample Number(s):			
TSI Description: No Suspect Material	Sample Number(s):			
TSI #2 Description: No Suspect Material	Sample Number(s):			
Wall Mat Description: No Suspect Material (Concrete)	Sample Number(s):			
Miscellaneous Description: No Suspect Material	Sample Number(s):			

Comments

All cove base and adhesive is non ACM

Rooms with fireproofing contain a significant hazard above the suspended ceiling

Reccomendations

Room #	235c	Location	Jenness Hall	Ceiling Height	8' - 6"
Area	200	Room Description	Stair Well		
Assess. Date	February 08				

	Material Quantity	Bulk Analysis Results	Material Condition	Response Action Rec.
Ceiling Description: 2X4 Suspeneded	Sample Number(s): B-014 to B-018	None Detected		
Flooring Description: No Suspect Material (Concrete)	Sample Number(s):			
TSI Description: No Suspect Material	Sample Number(s):			
TSI #2 Description: No Suspect Material	Sample Number(s):			
Wall Mat Description: No Suspect Material (Concrete)	Sample Number(s):			
Miscellaneous Description: No Suspect Material	Sample Number(s):			

Comments

All cove base and adhesive is non ACM

Rooms with fireproofing contain a significant hazard above the suspended ceiling

Reccomendations

Room #	237	Location	Jenness Hall	Ceiling Height	8' - 6"
Area	100	Room Description	Mechical		
Assess. Date	February 08				

	Material Quantity	Bulk Analysis Results	Material Condition	Response Action Rec.
Ceiling Description: 2X4 Suspended	Sample Number(s): B-014 to B-018	None Detected		
Flooring Description: 12X12 Gray Tile	Sample Number(s): B-07 to B-09	None Detected		
TSI Description: No Suspect Material	Sample Number(s):			
TSI #2 Description: No Suspect Material	Sample Number(s):			
Wall Mat Description: No Suspect Material (Concrete)	Sample Number(s):			
Miscellaneous Description: No Suspect Material	Sample Number(s):			

Comments

All cove base and adhesive is non ACM

Rooms with fireproofing contain a significant hazard above the suspended ceiling

Reccomendations

Room #	237e	Location	Jenness Hall	Ceiling Height	8' - 6"
Area	30	Room Description	Elevator		
Assess. Date	February 08				

	Material Quantity	Bulk Analysis Results	Material Condition	Response Action Rec.
Ceiling Description: No Suspect Material (Concrete)	Sample Number(s):			
Flooring Description: No Suspect Material (Concrete)	Sample Number(s):			
TSI Description: No Suspect Material	Sample Number(s):			
TSI #2 Description: No Suspect Material	Sample Number(s):			
Wall Mat Description: No Suspect Material (Concrete)	Sample Number(s):			
Miscellaneous Description: No Suspect Material	Sample Number(s):			

Comments

All cove base and adhesive is non ACM

Rooms with fireproofing contain a significant hazard above the suspended ceiling

Reccomendations

Room #	239	Location	Jenness Hall	Ceiling Height	8' - 6"
Area	600	Room Description	Machine room		
Assess. Date	February 08				

	Material Quantity	Bulk Analysis Results	Material Condition	Response Action Rec.
Ceiling Description: 2X4 Suspeneded	Sample Number(s): B-014 to B-018	None Detected		
Flooring Description: No Suspect Material	Sample Number(s):			
TSI Description: No Suspect Material	Sample Number(s):			
TSI #2 Description: No Suspect Material	Sample Number(s):			
Wall Mat Description: No Suspect Material	Sample Number(s):			
Miscellaneous Description: No Suspect Material	Sample Number(s):			

Comments

All cove base and adhesive is non ACM

Rooms with fireproofing contain a significant hazard above the suspended ceiling

Reccomendations

Room #	Location	Ceiling Height
300	Jenness Hall	8' - 6"

Area	Room Description
750	Lab

Assess. Date: February 08

	Material Quantity	Bulk Analysis Results	Material Condition	Response Action Rec.
Ceiling Description: No Suspect Material (Concrete)	Sample Number(s):			
Flooring Description: No Suspect Material (Concrete)	Sample Number(s):			
TSI Description: Mud Fittings	6 / Sample Number(s): B-13	Chrysotile	2	3
TSI #2 Description: No Suspect Material (Fiber glass)	Sample Number(s):			
Wall Mat Description: No Suspect Material (Concrete)	Sample Number(s):			
Miscellaneous Description: Spray-on Fire Proofing; Transite pipe 20 ln ft.; Transite hood 50 sq. ft.; Counter Tops Non ACM	100 sf / Sample Number(s): B-24 to B-29	Amosite	1	1

Comments

All cove base and adhesive is non ACM.
Rooms with fireproofing contain a significant hazard above the suspended ceiling.

Reccomendations

Room #	300e	Location	Jenness Hall	Ceiling Height	8' - 6"
Area	30	Room Description		Elevator	
Assess. Date	February 08				

	Material Quantity	Bulk Analysis Results	Material Condition	Response Action Rec.
Ceiling Description: No Suspect Material (Concrete)	Sample Number(s):			
Flooring Description: No Suspect Material (Concrete)	Sample Number(s):			
TSI Description: No Suspect Material	Sample Number(s):			
TSI #2 Description: No Suspect Material	Sample Number(s):			
Wall Mat Description: No Suspect Material (Concrete)	Sample Number(s):			
Miscellaneous Description: No Suspect Material	Sample Number(s):			

Comments

All cove base and adhesive is non ACM

Rooms with fireproofing contain a significant hazard above the suspended ceiling

Reccomendations

Room #	301	Location	Jenness Hall	Ceiling Height	8' - 6"
Area	200	Room Description	Lab		
Assess. Date	February 08				

	Material Quantity	Bulk Analysis Results	Material Condition	Response Action Rec.
Ceiling Description: 2X4 Suspended	Sample Number(s): B-014 to B-018	None Detected		
Flooring Description: 12X12 White tile	Sample Number(s): B-01 to B-03	None Detected		
TSI Description: Mud Fitting	6 Sample Number(s): B-13	Chrysotile	2	3
TSI #2 Description: No Suspect Material (Fiber glass)	Sample Number(s):			
Wall Mat Description: No Suspect Material (Concrete)	Sample Number(s):			
Miscellaneous Description: Spray-on Fire Proofing	80 sf Sample Number(s): B-24	Amosite	1	1

Comments

All cove base and adhesive is non ACM

Rooms with fireproofing contain a significant hazard above the suspended ceiling

Reccomendations

Room #	302	Location	Jenness Hall	Ceiling Height	8' - 6"
Area	100	Room Description	Lab		
Assess. Date	February 08				

	Material Quantity	Bulk Analysis Results	Material Condition	Response Action Rec.
Ceiling Description: No Suspect Material (Concrete)	Sample Number(s):			
Flooring Description: No Suspect Material (Concrete)	Sample Number(s):			
TSI Description: Mud Fittings	6 / Sample Number(s): B-13	Chrysotile	2	3
TSI #2 Description: No Suspect Material (Fiber glass)	Sample Number(s):			
Wall Mat Description: No Suspect Material (Concrete)	Sample Number(s):			
Miscellaneous Description: Spray-on Fire Proofing; Transite hood 50 sq. ft.; Counter Tops Non ACM	120 sf / Sample Number(s): B-24 to B-29	Amosite	1	1

Comments

All cove base and adhesive is non ACM

Rooms with fireproofing contain a significant hazard above the suspended ceiling

Reccomendations

Room #	303	Location	Jenness Hall	Ceiling Height	8' - 6"
Area	400	Room Description	Lab		
Assess. Date	February 08				

	Material Quantity	Bulk Analysis Results	Material Condition	Response Action Rec.
Ceiling Description: 2X2 Suspended	Sample Number(s): B-019 to B-022	None Detected		
Flooring Description: 12X12 White tile	Sample Number(s): B-01 to B-03	None Detected		
TSI Description: Mud Fitting	6 Sample Number(s): B-13	Chrysotile	2	3
TSI #2 Description: No Suspect Material (Fiber glass)	Sample Number(s):			
Wall Mat Description: No Suspect Material (Concrete)	Sample Number(s):			
Miscellaneous Description: Spray-on Fire Proofing Counter Tops Non ACM	160 sf Sample Number(s): B-24 to B-29	Amosite	1	1

Comments

All cove base and adhesive is non ACM
Rooms with fireproofing contain a significant hazard above the suspended ceiling

Reccomendations

Room #	303a	Location	Jenness Hall	Ceiling Height	8' - 6"
Area	400	Room Description	Lab		
Assess. Date	February 08				

	Material Quantity	Bulk Analysis Results	Material Condition	Response Action Rec.
Ceiling Description: 2X2 Suspended	Sample Number(s): B-019 to B-022	None Detected		
Flooring Description: 12X12 White tile	Sample Number(s): B-01 to B-03	None Detected		
TSI Description: No Suspect Material	Sample Number(s):			
TSI #2 Description: No Suspect Material	Sample Number(s):			
Wall Mat Description: No Suspect Material (Concrete)	Sample Number(s):			
Miscellaneous Description: Spray-on Fire Proofing, Counter Tops Non ACM	Material Quantity: 160 sf; Sample Number(s): B-24 to B-29	Amosite	1	1

Comments

All cove base and adhesive is non ACM

Rooms with fireproofing contain a significant hazard above the suspended ceiling

Reccomendations

Room #	304	Location	Jenness Hall	Ceiling Height	8' - 6"
Area	750	Room Description	Lab		
Assess. Date	February 08				

	Material Quantity	Bulk Analysis Results	Material Condition	Response Action Rec.
Ceiling Description: No Suspect Material (Concrete)	Sample Number(s):			
Flooring Description: No Suspect Material (Concrete)	Sample Number(s):			
TSI Description: Mud Fittings	6 / Sample Number(s): B-13	Chrysotile	2	3
TSI #2 Description: No Suspect Material (Fiber glass)	Sample Number(s):			
Wall Mat Description: No Suspect Material (Concrete)	Sample Number(s):			
Miscellaneous Description: Spray-on Fire Proofing, Transite Pipe 20 ln. ft, Transite hood 50 sq. ft, Counter Tops Non ACM	100 sf / Sample Number(s): B-24-B-29	Amosite	1	1

Comments

All cove base and adhesive is non ACM

Rooms with fireproofing contain a significant hazard above the suspended ceiling

Reccomendations

Room #	305	Location	Jenness Hall	Ceiling Height	8' - 6"
Area	250	Room Description	OFFICE		
Assess. Date	February 08				

	Material Quantity	Bulk Analysis Results	Material Condition	Response Action Rec.
Ceiling Description: 2X4 Suspended	Sample Number(s): B-014 to B-018	None Detected		
Flooring Description: White 12X12	Sample Number(s): B-01 to B-03	None Detected		
TSI Description: No Suspect Material	Sample Number(s):			
TSI #2 Description: No Suspect Material	Sample Number(s):			
Wall Mat Description: Drywall and compound	Sample Number(s): B-030 to B-032	None Detected		
Miscellaneous Description: Spray-on Fire Proofing	Material Quantity: 80 sf; Sample Number(s): B-24	Amosite	1	1

Comments

All cove base and adhesive is non ACM
Rooms with fireproofing contain a significant hazard above the suspended ceiling

Reccomendations

Room #	305m	Location	Jenness Hall	Ceiling Height	8' - 6"
Area	10	Room Description	OFFICE		
Assess. Date	February 08				

	Material Quantity	Bulk Analysis Results	Material Condition	Response Action Rec.
Ceiling Description: No Suspect Material	Sample Number(s):			
Flooring Description: No Suspect Material	Sample Number(s):			
TSI Description: No Suspect Material	Sample Number(s):			
TSI #2 Description: No Suspect Material	Sample Number(s):			
Wall Mat Description: No Suspect Material (Concrete)	Sample Number(s):			
Miscellaneous Description: Transite Pipe in chase	Material Quantity: ? Sample Number(s): B-25	Chrysotile	2	3

Comments

All cove base and adhesive is non ACM

Rooms with fireproofing contain a significant hazard above the suspended ceiling

Reccomendations

Room #	306	Location	Jenness Hall	Ceiling Height	8' - 6"
Area	1000	Room Description	Lab		
Assess. Date	February 08				

	Material Quantity	Bulk Analysis Results	Material Condition	Response Action Rec.
Ceiling Description: No Suspect Material (Concrete)	Sample Number(s):			
Flooring Description: No Suspect Material (Concrete)	Sample Number(s):			
TSI Description: Mud Fittings	6 / Sample Number(s): B-13	Chrysotile	2	3
TSI #2 Description: No Suspect Material (Fiber glass)	Sample Number(s):			
Wall Mat Description: No Suspect Material (Concrete)	Sample Number(s):			
Miscellaneous Description: Spray-on Fire Proofing, Transite Pipe 20 ln. ft, Transite hood 50 sq. ft, Counter Tops Non ACM	120 sf / Sample Number(s): B-24-B-29	Amosite	1	1

Comments

All cove base and adhesive is non ACM
Rooms with fireproofing contain a significant hazard above the suspended ceiling

Reccomendations

Room #	307	Location	Jenness Hall	Ceiling Height	8' - 6"
Area	200	Room Description	OFFICE		
Assess. Date	February 08				

Ceiling Description	Material Quantity	Bulk Analysis Results	Material Condition	Response Action Rec.
2X4 Suspended	Sample Number(s): B-014 to B-018	None Detected		

Flooring Description	Material Quantity	Bulk Analysis Results	Material Condition	Response Action Rec.
White 12X12	Sample Number(s): B-01to B-03	None Detected		

TSI Description	Material Quantity	Bulk Analysis Results	Material Condition	Response Action Rec.
No Suspect Material	Sample Number(s):			

TSI #2 Description	Material Quantity	Bulk Analysis Results	Material Condition	Response Action Rec.
No Suspect Material	Sample Number(s):			

Wall Mat Description	Material Quantity	Bulk Analysis Results	Material Condition	Response Action Rec.
Drywall and compound	Sample Number(s): B-030 to B-032	None Detected		

Miscellaneous Description	Material Quantity	Bulk Analysis Results	Material Condition	Response Action Rec.
Spray-on Fire Proofing	50 sf Sample Number(s): B-24	Amosite	1	1

Comments

All cove base and adhesive is non ACM
Rooms with fireproofing contain a significant hazard above the suspended ceiling

Reccomendations

Room #	307a	Location	Jenness Hall	Ceiling Height	8' - 6"
Area	200	Room Description	OFFICE		
Assess. Date	February 08				

	Material Quantity	Bulk Analysis Results	Material Condition	Response Action Rec.
Ceiling Description: 2X4 Suspended	Sample Number(s): B-014 to B-018	None Detected		
Flooring Description: White 12X12	Sample Number(s): B-01 to B-03	None Detected		
TSI Description: No Suspect Material	Sample Number(s):			
TSI #2 Description: No Suspect Material	Sample Number(s):			
Wall Mat Description: Drywall and compound	Sample Number(s): B-030 To B-032	None Detected		
Miscellaneous Description: Spray-on Fire Proofing	Material Quantity: 50 sf; Sample Number(s): B-24	Amosite	1	1

Comments

All cove base and adhesive is non ACM
Rooms with fireproofing contain a significant hazard above the suspended ceiling

Reccomendations

Room #	308	Location	Jenness Hall	Ceiling Height	8' - 6"
Area	500	Room Description	Lab		
Assess. Date	February 08				

Ceiling Description	Material Quantity	Bulk Analysis Results	Material Condition	Response Action Rec.
No Suspect Material (Concrete)	Sample Number(s)			

Flooring Description	Material Quantity	Bulk Analysis Results	Material Condition	Response Action Rec.
No Suspect Material (Concrete)	Sample Number(s)			

TSI Description	Material Quantity	Bulk Analysis Results	Material Condition	Response Action Rec.
No Suspect Material	Sample Number(s)			

TSI #2 Description	Material Quantity	Bulk Analysis Results	Material Condition	Response Action Rec.
No Suspect Material	Sample Number(s)			

Wall Mat Description	Material Quantity	Bulk Analysis Results	Material Condition	Response Action Rec.
No Suspect Material (Concrete)	Sample Number(s)			

Miscellaneous Description	Material Quantity	Bulk Analysis Results	Material Condition	Response Action Rec.
Spray-on Fire Proofing Transite Pipe 10 In. ft Counter Tops Non ACM	120 sf Sample Number(s) B-24-B-29	Amosite	1	1

Comments

All cove base and adhesive is non ACM
Rooms with fireproofing contain a significant hazard above the suspended ceiling

Reccomendations

Room #	308a	Location	Jenness Hall	Ceiling Height	8' - 6"
Area	250	Room Description	Lab		
Assess. Date	February 08				

	Material Quantity	Bulk Analysis Results	Material Condition	Response Action Rec.
Ceiling Description: No Suspect Material (Concrete)	Sample Number(s):			
Flooring Description: No Suspect Material (Concrete)	Sample Number(s):			
TSI Description: Mud Fittings	Material Quantity: 4; Sample Number(s): B-13	Chrysotile	2	3
TSI #2 Description: No Suspect Material (Fiber glass)	Sample Number(s):			
Wall Mat Description: No Suspect Material (Plywood)	Sample Number(s):			
Miscellaneous Description: No Suspect Material	Sample Number(s):			

Comments

All cove base and adhesive is non ACM

Rooms with fireproofing contain a significant hazard above the suspended ceiling

Reccomendations

Room #	309	Location	Jenness Hall	Ceiling Height	8' - 6"
Area	200	Room Description	OFFICE		
Assess. Date	February 08				

	Material Quantity	Bulk Analysis Results	Material Condition	Response Action Rec.
Ceiling Description: 2X4 Suspended	Sample Number(s): B-014 to B-018	None Detected		
Flooring Description: White 12X12	Sample Number(s): B-01 to B-03	None Detected		
TSI Description: No Suspect Material	Sample Number(s):			
TSI #2 Description: No Suspect Material	Sample Number(s):			
Wall Mat Description: Drywall and compound	Sample Number(s): B-030 To B-032	None Detected		
Miscellaneous Description: Spray-on Fire Proofing	Material Quantity: 50 sf; Sample Number(s): B-24	Amosite	1	1

Comments

All cove base and adhesive is non ACM
Rooms with fireproofing contain a significant hazard above the suspended ceiling

Reccomendations

Room #	310m	Location	Jenness Hall	Ceiling Height	8' - 6"
Area	250	Room Description	Mechanical		
Assess. Date	February 08				

	Material Quantity	Bulk Analysis Results	Material Condition	Response Action Rec.
Ceiling Description: No Suspect Material (Concrete)	Sample Number(s):			
Flooring Description: No Suspect Material (Concrete)	Sample Number(s):			
TSI Description: Mud Fittings	Material Quantity: 2; Sample Number(s): B-13	Chrysotile	2	3
TSI #2 Description: No Suspect Material (Fiber glass)	Sample Number(s):			
Wall Mat Description: No Suspect Material (Concrete)	Sample Number(s):			
Miscellaneous Description: No Suspect Material	Material Quantity; Sample Number(s):			

Comments

All cove base and adhesive is non ACM

Rooms with fireproofing contain a significant hazard above the suspended ceiling

Reccomendations

Room #	311	Location	Jenness Hall	Ceiling Height	8' - 6"
Area	200	Room Description	OFFICE		
Assess. Date	February 08				

Description	Material Quantity	Bulk Analysis Results	Material Condition	Response Action Rec.
Ceiling Description: 2X4 Suspended	Sample Number(s): B-014 to B-018	None Detected		
Flooring Description: White 12X12	Sample Number(s): B-01to B-03	None Detected		
TSI Description: No Suspect Material	Sample Number(s):			
TSI #2 Description: No Suspect Material	Sample Number(s):			
Wall Mat Description: Drywall and compound	Sample Number(s): B-030 to B-032	None Detected		
Miscellaneous Description: Spray-on Fire Proofing Counter top non-acm	Material Quantity: 50 sf Sample Number(s): B-24 to B-029	Amosite	1	1

Comments

All cove base and adhesive is non ACM

Rooms with fireproofing contain a significant hazard above the suspended ceiling

Reccomendations

Room #	312m	Location	Jenness Hall	Ceiling Height	8' - 6"
Area	50	Room Description	Mechanical		
Assess. Date	February 08				

	Material Quantity	Bulk Analysis Results	Material Condition	Response Action Rec.
Ceiling Description: No Suspect Material (Concrete)	Sample Number(s):			
Flooring Description: No Suspect Material (Concrete)	Sample Number(s):			
TSI Description: Mud Fittings	Material Quantity: 3; Sample Number(s): B-13	Chrysotile	2	3
TSI #2 Description: No Suspect Material (Fiber glass)	Sample Number(s):			
Wall Mat Description: No Suspect Material (Concrete)	Sample Number(s):			
Miscellaneous Description: No Suspect Material	Sample Number(s):			

Comments

All cove base and adhesive is non ACM

Rooms with fireproofing contain a significant hazard above the suspended ceiling

Reccomendations

Room #	312s	Location	Jenness Hall	Ceiling Height	8' - 6"
Area	100	Room Description	Storage		
Assess. Date	February 08				

	Material Quantity	Bulk Analysis Results	Material Condition	Response Action Rec.
Ceiling Description: No Suspect Material (Concrete)	Sample Number(s):			
Flooring Description: 12X12 White tile	Sample Number(s): B-01to B-03	None Detected		
TSI Description: No Suspect Material	Sample Number(s):			
TSI #2 Description: No Suspect Material	Sample Number(s):			
Wall Mat Description: No Suspect Material (Concrete)	Sample Number(s):			
Miscellaneous Description: No Suspect Material	Sample Number(s):			

Comments

All cove base and adhesive is non ACM

Rooms with fireproofing contain a significant hazard above the suspended ceiling

Reccomendations

Room #	313	Location	Jenness Hall	Ceiling Height	8' - 6"
Area	200	Room Description	OFFICE		
Assess. Date	February 08				

	Material Quantity	Bulk Analysis Results	Material Condition	Response Action Rec.
Ceiling Description: 2X4 Suspended	Sample Number(s): B-014 to B-018	None Detected		
Flooring Description: White 12X12	Sample Number(s): B-01to B-03	None Detected		
TSI Description: No Suspect Material	Sample Number(s):			
TSI #2 Description: No Suspect Material	Sample Number(s):			
Wall Mat Description: Drywall and compound	Sample Number(s):	None Detected		
Miscellaneous Description: Spray-on Fire Proofing, Counter top non-acm	Material Quantity: 50 sf; Sample Number(s): B-24 to B-029	Amosite	1	1

Comments

All cove base and adhesive is non ACM

Rooms with fireproofing contain a significant hazard above the suspended ceiling

Reccomendations

Room #	315	Location	Jenness Hall	Ceiling Height	8' - 6"
Area	200	Room Description	OFFICE		
Assess. Date	February 08				

	Material Quantity	Bulk Analysis Results	Material Condition	Response Action Rec.
Ceiling Description: 2X4 Suspended	Sample Number(s): B-014 to B-018	None Detected		
Flooring Description: White 12X12	Sample Number(s): B-01 to B-03	None Detected		
TSI Description: No Suspect Material	Sample Number(s):			
TSI #2 Description: No Suspect Material	Sample Number(s):			
Wall Mat Description: Drywall and compound	Sample Number(s): B-030 to B-032	None Detected		
Miscellaneous Description: Spray-on Fire Proofing	Material Quantity: 50 sf; Sample Number(s): B-24	Amosite	1	1

Comments

All cove base and adhesive is non ACM

Rooms with fireproofing contain a significant hazard above the suspended ceiling

Reccomendations

Room #	317	Location	Jenness Hall	Ceiling Height	8' - 6"
Area	200	Room Description	OFFICE		
Assess. Date	February 08				

Ceiling Description	Material Quantity	Bulk Analysis Results	Material Condition	Response Action Rec.
2X4 Suspended	Sample Number(s): B-014 to B-018	None Detected		

Flooring Description	Material Quantity	Bulk Analysis Results	Material Condition	Response Action Rec.
White 12X12	Sample Number(s): B-01 to B-03	None Detected		

TSI Description	Material Quantity	Bulk Analysis Results	Material Condition	Response Action Rec.
No Suspect Material	Sample Number(s):			

TSI #2 Description	Material Quantity	Bulk Analysis Results	Material Condition	Response Action Rec.
No Suspect Material	Sample Number(s):			

Wall Mat Description	Material Quantity	Bulk Analysis Results	Material Condition	Response Action Rec.
Drywall and compound	Sample Number(s):	None Detected		

Miscellaneous Description	Material Quantity	Bulk Analysis Results	Material Condition	Response Action Rec.
Spray-on Fire Proofing Counter top non-acm	50 sf Sample Number(s): B-24 to B-29	Amosite	1	1

Comments

All cove base and adhesive is non ACM

Rooms with fireproofing contain a significant hazard above the suspended ceiling

Reccomendations

Room #	319	Location	Jenness Hall	Ceiling Height	8' - 6"
Area	200	Room Description	OFFICE		
Assess. Date	February 08				

	Material Quantity	Bulk Analysis Results	Material Condition	Response Action Rec.
Ceiling Description: 2X4 Suspended	Sample Number(s): B-014 to B-018	None Detected		
Flooring Description: White 12X12	Sample Number(s): B-01 to B-03	None Detected		
TSI Description: No Suspect Material	Sample Number(s):			
TSI #2 Description: No Suspect Material	Sample Number(s):			
Wall Mat Description: Drywall and compound	Sample Number(s): B-030 To B-032	None Detected		
Miscellaneous Description: Spray-on Fire Proofing	Material Quantity: 50 sf; Sample Number(s): B-24	Amosite	1	1

Comments

All cove base and adhesive is non ACM
Rooms with fireproofing contain a significant hazard above the suspended ceiling

Reccomendations

Room #	321	Location	Jenness Hall	Ceiling Height	8' - 6"
Area	200	Room Description	OFFICE		
Assess. Date	February 08				

	Material Quantity	Bulk Analysis Results	Material Condition	Response Action Rec.
Ceiling Description: 2X4 Suspended	Sample Number(s): B-014 to B-018	None Detected		
Flooring Description: White 12X12	Sample Number(s): B-01 to B-03	None Detected		
TSI Description: No Suspect Material	Sample Number(s):			
TSI #2 Description: No Suspect Material	Sample Number(s):			
Wall Mat Description: Drywall and compound	Sample Number(s): B-030 To B-032	None Detected		
Miscellaneous Description: Spray-on Fire Proofing	Material Quantity: 50 sf; Sample Number(s): B-24	Amosite	1	1

Comments

All cove base and adhesive is non ACM

Rooms with fireproofing contain a significant hazard above the suspended ceiling

Reccomendations

Room #	322m	Location	Jenness Hall	Ceiling Height	8' - 6"
Area	1500	Room Description	Mechanical		
Assess. Date	February 08				

	Material Quantity	Bulk Analysis Results	Material Condition	Response Action Rec.
Ceiling Description: No Suspect Material (Concrete)	Sample Number(s):			
Flooring Description: No Suspect Material (Concrete)	Sample Number(s):			
TSI Description: Mud Fitting	3 / Sample Number(s): B-13	Chrysotile	2	3
TSI #2 Description: No Suspect Material (Fiber glass)	Sample Number(s):			
Wall Mat Description: No Suspect Material (Concrete)	Sample Number(s):			
Miscellaneous Description: Vibration Joints	Sample Number(s): B-033 to B-035	None Detected		

Comments

All cove base and adhesive is non ACM

Rooms with fireproofing contain a significant hazard above the suspended ceiling

Reccomendations

Room #	324m	Location	Jenness Hall	Ceiling Height	8' - 6"
Area	30	Room Description	Pipe Chase		
Assess. Date	February 08				

	Material Quantity	Bulk Analysis Results	Material Condition	Response Action Rec.
Ceiling Description: No Suspect Material (Concrete)	Sample Number(s):			
Flooring Description: No Suspect Material (Concrete)	Sample Number(s):			
TSI Description: Mud Fitting	20 / Sample Number(s): B-13	Chrysotile	2	3
TSI #2 Description: No Suspect Material (Fiber glass)	Sample Number(s):			
Wall Mat Description: No Suspect Material (Concrete)	Sample Number(s):			
Miscellaneous Description: No Suspect Material	Sample Number(s):			

Comments

All cove base and adhesive is non ACM

Rooms with fireproofing contain a significant hazard above the suspended ceiling

Reccomendations

Room #	324w	Location	Jenness Hall	Ceiling Height	8' - 6"
Area	300	Room Description	Restroom		
Assess. Date	February 08				

	Material Quantity	Bulk Analysis Results	Material Condition	Response Action Rec.
Ceiling Description: 2X4 Suspended	Sample Number(s): B-014 toB-018	None Detected		
Flooring Description: 12X12 White tile	Sample Number(s): B-01 toB-03	None Detected		
TSI Description: No Suspect Material	Sample Number(s):			
TSI #2 Description: No Suspect Material	Sample Number(s):			
Wall Mat Description: No Suspect Material (Concrete)	Sample Number(s):			
Miscellaneous Description: Spray-on Fire Proofing	Material Quantity: 120 sf; Sample Number(s): B-24	Amosite	1	1

Comments

All cove base and adhesive is non ACM

Rooms with fireproofing contain a significant hazard above the suspended ceiling

Reccomendations

Room #	325c	Location	Jenness Hall	Ceiling Height	8' - 6"
Area	100	Room Description	Stair		
Assess. Date	February 08				

Ceiling Description	Material Quantity	Bulk Analysis Results	Material Condition	Response Action Rec.
No Suspect Material	Sample Number(s)			

Flooring Description	Material Quantity	Bulk Analysis Results	Material Condition	Response Action Rec.
No Suspect Material	Sample Number(s)			

TSI Description	Material Quantity	Bulk Analysis Results	Material Condition	Response Action Rec.
No Suspect Material	Sample Number(s)			

TSI #2 Description	Material Quantity	Bulk Analysis Results	Material Condition	Response Action Rec.
No Suspect Material	Sample Number(s)			

Wall Mat Description	Material Quantity	Bulk Analysis Results	Material Condition	Response Action Rec.
No Suspect Material (Concrete)	Sample Number(s)			

Miscellaneous Description	Material Quantity	Bulk Analysis Results	Material Condition	Response Action Rec.
No Suspect Material	Sample Number(s)			

Comments

All cove base and adhesive is non ACM

Rooms with fireproofing contain a significant hazard above the suspended ceiling

Reccomendations

Room #	326c	Location	Jenness Hall	Ceiling Height	8' - 6"
Area	400	Room Description	Hall		
Assess. Date	February 08				

	Material Quantity	Bulk Analysis Results	Material Condition	Response Action Rec.
Ceiling Description: 2X4 Suspended	Sample Number(s): B-014 to B-018	None Detected		
Flooring Description: 12X12 Tan tile	Sample Number(s): B-01 to B-03	None Detected		
TSI Description: No Suspect Material	Sample Number(s):			
TSI #2 Description: No Suspect Material	Sample Number(s):			
Wall Mat Description: No Suspect Material (Concrete)	Sample Number(s):			
Miscellaneous Description: No Suspect Material	Sample Number(s):			

Comments

All cove base and adhesive is non ACM

Rooms with fireproofing contain a significant hazard above the suspended ceiling

Reccomendations

Room #	327c	Location	Jenness Hall	Ceiling Height	8' - 6"
Area	1600	Room Description	Hall		
Assess. Date	February 08				

	Material Quantity	Bulk Analysis Results	Material Condition	Response Action Rec.
Ceiling Description: 2X4 Suspended	Sample Number(s): B-014 to B-018	None Detected		
Flooring Description: 12X12 Tan Tile	Sample Number(s): B-01 to B-03	None Detected		
TSI Description: Mud fittings	28 / Sample Number(s): B-13	Chrysotile	2	3
TSI #2 Description: No Suspect Material (Fiber glass)	Sample Number(s):			
Wall Mat Description: No Suspect Material (Concrete)	Sample Number(s):			
Miscellaneous Description: Transite pipe	10 lf / Sample Number(s): B-25	Chrysotile	9	3

Comments

All cove base and adhesive is non ACM

Rooms with fireproofing contain a significant hazard above the suspended ceiling

Reccomendations

Room #	328c	Location	Jenness Hall	Ceiling Height	8' - 6"
Area	100	Room Description	Stair		
Assess. Date	February 08				

	Material Quantity	Bulk Analysis Results	Material Condition	Response Action Rec.
Ceiling Description: 2X4 Suspended	Sample Number(s): B-014 To B-018	None Detected		
Flooring Description: 12X12 White tile	Sample Number(s): B-01 to B-03	None Detected		
TSI Description: No Suspect Material	Sample Number(s):			
TSI #2 Description: No Suspect Material	Sample Number(s):			
Wall Mat Description: No Suspect Material (Concrete)	Sample Number(s):			
Miscellaneous Description: No Suspect Material	Sample Number(s):			

Comments

All cove base and adhesive is non ACM

Rooms with fireproofing contain a significant hazard above the suspended ceiling

Reccomendations

2.0 ASBESTOS-CONTAINING BUILDING MATERIALS

The term "asbestos" describes six naturally occurring subgroups of fibrous silicate minerals found in certain types of rock formations. Of that general group, the minerals *chrysotile*, *amosite* and *crocidolite* have been most commonly used in building products. However, *anthophyllite*, *tremolite*, and *actinolite* are also found in many facilities. When mined and processed, asbestos is typically separated into very thin fibers. When these fibers are present in the air they are usually invisible to the naked eye. During processing asbestos fibers are commonly mixed with a material which binds them together so that they can be used in many different products. The means by which the asbestos is bound together determines whether the material is considered to be *friable* or *non friable*. Friability pertains to the capacity of a material to release fibers. The more friable a material is, the easier it can be crumbled and turned to dust. Non friable materials generally release few fibers unless deteriorated or abraded. Because asbestos fibers are so small and light, they may remain in the air for many hours after they are released from ACM and it is the airborne fibers that create the greatest potential hazard for building occupants.

Asbestos became a popular commercial product because it is strong, doesn't burn, resists corrosion, and insulates well. In the United States, it's commercial use began in the early 1900's and peaked in the period from World War II into the 1970's. Under the Clean Air Act of 1970, the EPA has been regulating many asbestos containing materials, which by definition, contain more than 1 percent asbestos. The Occupational Safety and Health Administration's (OSHA) asbestos construction standard (29 CFR 1926.1101) specifies labeling materials that contain more than 1 percent asbestos. In the mid-1970's several major kinds of asbestos materials, such as spray applied insulation, fireproofing, and acoustical surfacing material, were banned by the EPA because of growing concern about the health effects, particularly cancer, associated with exposure to such materials.

Asbestos fibers can cause serious health problems. If inhaled, they can cause diseases which disrupt the normal functioning of the lungs. Three specific diseases—asbestosis (a fibrous scarring of the lung), lung cancer, and mesothelioma (a cancer of the lining of the chest or abdominal cavity)—have been linked to asbestos exposure.*These diseases do not develop immediately after inhalation of asbestos fibers; it may be 10-40 years before symptoms appear.*

In general, the more asbestos fibers a person inhales, the greater the risk of developing an asbestos-related disease. Most of the cases of severe health problems resulting from asbestos exposure have been experienced by workers who held jobs in industries such as shipbuilding, mining, milling, and fabricating, where they were exposed to very high levels of asbestos in the air, without the benefit of the worker protections now afforded by law. These employees worked directly with asbestos materials on a regular basis and, generally, for long periods of time as part of their jobs.

Many of these same workers were also smokers and smoking significantly exacerbates the health hazards of asbestos. Studies indicate that unprotected, non-smoking asbestos workers incur a cancer rate approximately five times higher than the general population. Smokers who worked with asbestos under similar circumstances incur a cancer rate approximately fifty times higher than the general population. This can partially be explained by the negative effects that cigarette smoke has on the human body's defense mechanisms especially the mucus membranes with hair-like ciliated cells that attempt to trap and expel the fibers. Cigarette smoke can paralyze these cells and allow a greater percentage of asbestos fibers to remain in the respiratory system.

Identification of Hazardous Asbestos

Intact and undisturbed asbestos materials do not pose a health risk. The mere presence of asbestos in a building does not mean that the health of building occupants are endangered. ACM that is in good condition and is not somehow damaged or disturbed, is not likely to release asbestos fibers into the air. When ACM is properly managed, release of asbestos fibers into the air is prevented or minimized, and the risk of asbestos related disease can be reduced to a negligible level.

Asbestos materials can become hazardous when, due to damage, disturbance, or deterioration over time, they release fibers into the building air. Under these conditions elevated airborne asbestos concentrations can create a potential hazard for workers and other building occupants. Currently, OSHA has established a permissible exposure limit of 0.10 fibers per cubic centimeter of air (abbreviated f/cc) averaged over an eight-hour day. The EPA-recommended safe level of exposure is 0.01 f/cc. *However, exposure to asbestos fibers at any level does not guarantee that workers will contract asbestos-related diseases.*

2.1 Regulatory Background

2.1.1 Federal Regulations

The United States Environmental Protection Agency (EPA), the Occupational Safety and Health Administration (OSHA), and delegated states are responsible for regulating environmental exposure and protecting workers from asbestos exposure. OSHA is responsible for the health and safety of workers who may be exposed to asbestos in connection with their jobs (Occupational Exposure to Asbestos; Title 29, Code of Federal Regulations (CFR) Parts 1910.1001, 1915.1001, and 1926.1101). The EPA and state regulators are responsible for developing and enforcing regulations necessary to protect the general public from exposure to airborne contaminants that are known to be hazardous to human health.

In 1979, EPA began an asbestos technical assistance program for building owners, environmental groups, contractors, and industry. In May 1982, EPA issued the first regulation intended to control asbestos in schools under the authority of the Toxic Substances Control Act (TSCA); this regulation is known as the Asbestos-in-School Rule.

Two EPA regulations govern asbestos: the Asbestos Hazard Emergency Response Act (AHERA) and the National Emission Standards for Hazardous Air Pollutants (NESHAP).

AHERA

In 1986, Congress enacted AHERA (Title 40, CFR Part 763) which mandated a regulatory program to address the asbestos hazards in schools. A part of AHERA deals with the mandatory training and accreditation of persons who perform certain types of asbestos related work in schools. Subsequently, in 1990, Congress amended AHERA to extend some of the training and accreditation requirements to persons performing such work in public and commercial buildings.

AHERA requires inspections of school buildings to determine the conditions of ACBM and preparation of management plans which recommend the best way to reduce the asbestos hazards. The State of Maine has adopted many of the requirements of AHERA for surveys performed at facilities in the State. The

methods may include removal, encapsulation, enclosure, repair, and operations and maintenance to protect human health and the environment from ACBM.

NESHAP

The Clean Air Act (CAA) of 1970 required EPA to develop and enforce regulations to protect the general public from exposure to airborne contaminants that are known to be hazardous to human health; therefore, EPA promulgated NESHAP (Title 40, CFR Part 61) on April 6, 1973.

NESHAP is intended to minimize the release of asbestos fibers during certain activities (i.e., renovations, demolition, and installations). It specifies work practices to be followed during renovations of buildings (except apartment buildings that have no more than four dwelling units) which contain a specific amount of friable asbestos. NESHAP requires that buildings be inspected for ACBM prior to renovation/demolition projects.

NESHAP also requires owners and operators subject to the asbestos rules to notify delegated state and local agencies and/or the regional EPA offices before demolition or renovation activities begin. In addition, NESHAP requires the removal of all friable ACBM prior to demolition.

OSHA

OSHA began regulating workplace asbestos exposure in 1970, adopting a permissible exposure limit (PEL) to regulate worker exposure. The original asbestos standard has been revised several times to better protect workers. On August 10, 1994, OSHA issued a revised final standard regulating asbestos exposure in all industries. The newly revised standard for the construction industry lowers the PEL. The revised standard also establishes a new classification system for asbestos construction work, which clearly spells out mandatory work practices to follow to reduce worker exposures (See Occupational Exposure to Asbestos, Title 29, CFR 1926.1101).

2.1.2 State Regulations

Adopted State regulations are similar to the Federal regulations. In many instances State asbestos regulations are more stringent, therefore, it is recommended that all applicable, relevant and appropriate state regulations be reviewed before the start of any renovation/demolition projects.

DEP (Department of Environmental Protection)

The State of Maine asbestos regulations include requirements for licensing and certification of personnel who will perform asbestos-related work activities. All personnel who engage in asbestos-related activities must comply with the state licensing/certification requirements as well as with all Federal requirements.

Department of Environmental Protection Chapter 425, Asbestos Management Regulations (1 January 1994).

BLR (Bureau of Labor Standards)

The University of Maine, as a public sector employer, is under the regulatory guidance of the Bureau of Labor Standards (BLR) and not OSHA. The BLR has, however, adopted the requirement of OSHA and other regulatory agencies with respect to asbestos and other safety issues.

2.2 Survey Strategy and Analytical Methods

2.2.1 Bulk Sampling Protocol

EPA and OSHA define ACBM as any material which contains greater than 1 percent asbestos. The ACBM inspection and bulk sampling was performed in accordance with the methods outlined in the EPA guidance document titled Guidance for Controlling Asbestos-Containing Materials in Buildings (Document No. 560/5 85/024). In addition, bulk sampling of asbestos was performed in accordance with 40 CFR Part 763, AHERA requirements for number of samples and types of ACBM to be sampled. According to these requirements, materials are classified as either surfacing (e.g., ceiling plaster, wall plaster, spray-applied fireproofing and acoustical materials), thermal system insulation (e.g., pipe and tank insulation, pipe fitting insulation, boiler insulation), or miscellaneous materials (e.g., floor tile, ceiling tile, wallboard). The number of samples collected from each material varies based on the classification of the material and increases as the potential for a non-uniform mixture of asbestos in the material increases.

Asbestos bulk samples must be collected in a statistically random manner as follows:

a. Surfacing Material:

i. At least three bulk samples from each homogeneous area* that is 1000 square feet or less.

ii. At least five bulk samples from each homogeneous area that is

greater than 1000 square feet but less than 5000 square feet.

iii. At least seven bulk samples from each homogeneous area that is greater than 5000 square feet.

b. Thermal System Insulation (TSI):

i. At least three bulk samples from each homogeneous area.

ii. At least one sample from each homogeneous area of patched thermal system insulation if the patched area is less than six linear or square feet.

c. Miscellaneous ACM:

i. Samples as set forth in Surfacing or TSI above as applicable.

ii. At least one sample if the amount of the miscellaneous material is less than six square or linear feet.

The sampling requirements above may be waived by assuming the suspect material to be asbestos-containing. If the material is assumed to be asbestos, it must be labeled and treated as asbestos until sampling by an Asbestos Inspector proves that the material is non-asbestos.

*Homogeneous area is variously define in the asbestos regulations as a functional space or room were individuals can carry out undefined functions or as a system or material (eg. pipe insulation, floor tile, wall plaster) which is identical throughout the homogeneous area. For purposes of sample collection, we use the latter definition and correlate the samples to other materials which are the same throughout the facility.

2.2.2 Sample Collection / Analytical Procedures

Samples for asbestos analysis were collected by EPA certified and State licensed inspectors. Proper safety measures such as wetting the material prior to sampling, cleaning up the area by wet-wiping any resulting residual debris, and wearing proper personal protective equipment, were employed. Coring tools and knives were utilized to be certain of sampling the entire thickness of a material. Materials such as floor tile and associated mastic were collected as composite samples and each layer was analyzed separately as appropriate. All samples were placed in appropriately labeled airtight containers for shipment to the laboratory for analysis.

All asbestos bulk samples collected were analyzed by Environmental Safety Professionals, a State Licensed Asbestos analytical laboratory. A percentage of these samples were also analyzed by another licensed laboratory, IATL as a quality assurance. This laboratory has been accredited by the National Institute of Standards and Technology (NIST) National Voluntary Laboratory Accreditation Program (NVLAP) to perform asbestos bulk sample analysis. All bulk samples were analyzed for asbestos content using Polarized Light Microscopy (PLM) with Dispersion Staining (EPA Method 600/M4-82-020: Interim Method for the Determination of Asbestos in Bulk Building Materials). Asbestos-containing materials are defined as suspect materials which have at least one sample containing an asbestos content of more than 1 percent from a homogeneous area set of samples. Bulk samples from a homogeneous area must be found to contain 1 percent or less of asbestos to be classified as non-asbestos-containing.

2.3 Survey Limitations

All accessible areas within the facility were inspected for ACBM, including chases behind access panels, areas above suspended ceilings, and crawl spaces. Areas not readily accessible were accessed by drilling holes at appropriate locations and assessing the space as much as possible using a fiber optic scope.

This method has limitation of scale. No attempt was made to access spaces which would result in significant damage to the building and a bore scope investigation is limited in the extent to which it is capable of evaluating a space.

No attempt was made to quantify non-asbestos pipe covering such as fiberglass and other non-ACM that has been found in the building. The material is mentioned in the report to show that it has been assessed and found to be non-ACM.

Some asbestos pipe insulation may have been replaced in recent years with a hard lag material referred to as "cal-sil". All suspect pipe insulation (i.e. other than

fiberglass) is required to be labeled as non-asbestos or it must be assumed to be asbestos until specific sampling proves otherwise. ACM piping systems identified as homogeneous by appearance, size, color and other characteristics, may have some sections that have been altered over the years, but still maintain these same macroscopic characteristics. It is beyond the scope of this survey to differentiate in every instance between asbestos and non-asbestos pipe insulation that is part of a homogeneous system and therefore, suspect piping not otherwise labeled or specifically sampled should be assumed to be asbestos.

3.4 Table of Identified Asbestos Containing Building Materials

This table summarizes the ACBM found in each room. The table is organized by room number and each section itemizes the ACBM found in that room. It also lists three suspect material types, ceiling, floor and TSI Each of the three categories of ACBM will have a listing in the Material Description column, but only the suspect materials found to contain asbestos will have listings for asbestos type, sample numbers, ect. This section should be used by trained professionals in conjunction with the preceding section, Survey Work Sheet and Assessment Form.

Identified ACM Report

Room Number		Material Descrip	Sample #'s	Analysis Res	Quantity	Cond	Recom
010c	FProof	No Suspect Material					
	Floor	No Suspect Material					
Assessment Date	TSI	Mud fitting	B-13	Chrysotile	6	2	3
February 08							

Room Number		Material Descrip	Sample #'s	Analysis Res	Quantity	Cond	Recom
010m	FProof	No Suspect Material					
	Floor	No Suspect Material					
Assessment Date	TSI	Mud Fittings	B-13	Chrysotile	10	2	3
February 08							

Room Number		Material Descrip	Sample #'s	Analysis Res	Quantity	Cond	Recom
100	FProof	Spray-on Fire	B-24	Amosite	160 sf	1	1
	Floor	White 12X12					
Assessment Date	TSI	Mud Fittings	B-13	Chrysotile	6	2	3
February 08							

Room Number		Material Descrip	Sample #'s	Analysis Res	Quantity	Cond	Recom
101	FProof	Spray-on Fire	B-24	Amosite	120 sf	1	1
	Floor	White 12X12					
Assessment Date	TSI	Mud Fitting	B-13	Chrysotile	15	2	3
February 08							

Room Number		Material Descrip	Sample #'s	Analysis Res	Quantity	Cond	Recom
102	FProof	Spray-on Fire	B-24	Amosite	120 sf	1	1
	Floor	White 12X12					
Assessment Date	TSI	Mud fittings	B-13	Chrysotile	6	2	3
February 08							

Environmental Safety Professionals • 21 Sylvan Dr. • Brewer, ME 04412 • 207-989-6848

Identified ACM Report

Room Number		Material Descrip	Sample #'s	Analysis Res	Quantity	Cond	Recom
102c	FProof	No Suspect Material					
	Floor	12X12 Tan Tile					
Assessment Date	TSI	Mud Fittings	B-13	Chrysotile	60	2	3
February 08							

Room Number		Material Descrip	Sample #'s	Analysis Res	Quantity	Cond	Recom
103S	FProof	No Suspect Material					
	Floor	12X12 Tan Floor					
Assessment Date	TSI	Mud fittings	B-13	Chrysotile	2	2	3
February 08							

Room Number		Material Descrip	Sample #'s	Analysis Res	Quantity	Cond	Recom
104	FProof	Spray-on Fire	B-24	Amosite	120 sf	1	1
	Floor	White 12X12					
Assessment Date	TSI	Mud Fittings	B-13	Chrysotile	8	2	3
February 08							

Room Number		Material Descrip	Sample #'s	Analysis Res	Quantity	Cond	Recom
104m	FProof	No Suspect Material					
	Floor	No Suspect Material					
Assessment Date	TSI	Mud Fitting	B-13	Chrysotile	6	2	3
February 08							

Room Number		Material Descrip	Sample #'s	Analysis Res	Quantity	Cond	Recom
105	FProof	Spray-on Fire	B-24	Amosite	60 sf	1	1
	Floor	White 12X12					
Assessment Date	TSI	Mud fittings	B-13	Chrysotile	17	2	3
February 08							

ESP Environmental Safety Professionals • 21 Sylvan Dr. • Brewer, ME 04412 • 207-989-6848

Identified ACM Report

Room Number		Material Descrip	Sample #'s	Analysis Res	Quantity	Cond	Recom
106	FProof	Spray-on Fire	B-24	Amosite	120 sf	1	1
	Floor	White 12X12					
Assessment Date	TSI	Mud fittings	B-13	Chrysotile	18	2	3
February 08							

Room Number		Material Descrip	Sample #'s	Analysis Res	Quantity	Cond	Recom
107	FProof	Spray-on Fire	B-24	Amosite	60 sf	1	1
	Floor	White 12X12					
Assessment Date	TSI	Mud fittings	B-13	Chrysotile	6	2	3
February 08							

Room Number		Material Descrip	Sample #'s	Analysis Res	Quantity	Cond	Recom
108	FProof	Spray-on Fire	B-24	Amosite	120 sf	1	1
	Floor	White 12X12					
Assessment Date	TSI	Mud fitting	B-13	Chrysotile	6	2	3
February 08							

Room Number		Material Descrip	Sample #'s	Analysis Res	Quantity	Cond	Recom
109	FProof	Spray-on Fire	B-24	Amosite	60 sf	1	1
	Floor	White 12X12					
Assessment Date	TSI	Mud fitting	B-13	Chrysotile	14	2	3
February 08							

Room Number		Material Descrip	Sample #'s	Analysis Res	Quantity	Cond	Recom
110j	FProof	No Suspect Material					
	Floor	No Suspect Material					
Assessment Date	TSI	Mud Fittings	B-13	Chrysotile	10	2	3
February 08							

ESP Environmental Safety Professionals • 21 Sylvan Dr. • Brewer, ME 04412 • 207-989-6848

Identified ACM Report

Room Number	Material Descrip	Sample #'s	Analysis Res	Quantity	Cond	Recom
110m	FProof No Suspect Material					
	Floor No Suspect Material					
Assessment Date	TSI Mud Fittings	B-13	Chrysotile	6	2	3
February 08						

Room Number	Material Descrip	Sample #'s	Analysis Res	Quantity	Cond	Recom
112m	FProof No Suspect Material					
	Floor No Suspect Material					
Assessment Date	TSI Mud Fitting	B-13	Chrysotile	20	2	3
February 08						

Room Number	Material Descrip	Sample #'s	Analysis Res	Quantity	Cond	Recom
113	FProof Spray-on Fire	B-24	Amosite	60 sf	1	1
	Floor White 12X12					
Assessment Date	TSI Mud Fittings	B-13	Chrysotile	10	2	3
February 08						

Room Number	Material Descrip	Sample #'s	Analysis Res	Quantity	Cond	Recom
115	FProof Spray-on Fire	B-024	Amosite	40 sf	1	1
	Floor White 12X12					
Assessment Date	TSI Mud Fittings	B-13	Chrysotile	12		
February 08						

Room Number	Material Descrip	Sample #'s	Analysis Res	Quantity	Cond	Recom
117	FProof Spray-on Fire	B-24	Amosite	200 sf	1	1
	Floor White 12X12					
Assessment Date	TSI Mud Fittings	B-13	Chrysotile	12		
February 08						

ESP Environmental Safety Professionals • 21 Sylvan Dr. • Brewer, ME 04412 • 207-989-6848

Identified ACM Report

Room Number	Material	Descrip	Sample #'s	Analysis	Res	Quantity	Cond	Recom
125	FProof	No Suspect Material	B-027 to					
	Floor	No Suspect Material						
Assessment Date	TSI	No Suspect Material						
February 08								
127	FProof	No Suspect Material	B-027 to					
	Floor	No Suspect Material						
Assessment Date	TSI	No Suspect Material						
February 08								
200	FProof	Spray-on Fire	B-24	Amosite		120 sf	1	1
	Floor	White 12X12						
Assessment Date	TSI	Mud fitting	B-13	Chrysotile		8	2	3
February 08								
201	FProof	Spray-on Fire	B-24	Amosite		60 sf	1	1
	Floor	12X12 White tile						
Assessment Date	TSI	No Suspect Material						
February 08								
202	FProof	Spray-on Fire	B-24	Amosite		120 sf	1	1
	Floor	White 12X12						
Assessment Date	TSI	Mud fitting	B-13	Chrysotile		8	2	3
February 08								

ESP Environmental Safety Professionals • 21 Sylvan Dr. • Brewer, ME 04412 • 207-989-6848

Identified ACM Report

Room Number		Material Descrip	Sample #'s	Analysis Res	Quantity	Cond	Recom
203	FProof	Spray-on Fire	B-24 to	Amosite	200 sf	1	1
	Floor	No Suspect Material					
Assessment Date	TSI	Mud Fittings	B-13	Chrysotile	24	2	3
February 08							

Room Number		Material Descrip	Sample #'s	Analysis Res	Quantity	Cond	Recom
204	FProof	Spray-on Fire	B-24	Amosite	120 sf	1	1
	Floor	White 12X12					
Assessment Date	TSI	No suspect Materal					
February 08							

Room Number		Material Descrip	Sample #'s	Analysis Res	Quantity	Cond	Recom
205	FProof	Spray-on Fire	B-24 to	Amosite	200 sf	1	1
	Floor	No Suspect Material					
Assessment Date	TSI	Mud Fittings	B-13	Chrysotile	28	2	3
February 08							

Room Number		Material Descrip	Sample #'s	Analysis Res	Quantity	Cond	Recom
206	FProof	Spray-on Fire	B-24	Amosite	120 sf	1	1
	Floor	White 12X12					
Assessment Date	TSI	No suspect Material					
February 08							

Room Number		Material Descrip	Sample #'s	Analysis Res	Quantity	Cond	Recom
207	FProof	Spray-on Fire	B-24 to	Amosite	60 sf	1	1
	Floor	12X12 White tile					
Assessment Date	TSI	Mud Fittings	B-13	Chrysotile	8	2	3
February 08							

ESP Environmental Safety Professionals • 21 Sylvan Dr. • Brewer, ME 04412 • 207-989-6848

Identified ACM Report

Room Number	Material Descrip	Sample #'s	Analysis Res	Quantity	Cond	Recom
208	FProof No suspect Material					
	Floor White 12X12					
Assessment Date	TSI Mud Fittings	B-13	Chrysotile	4	2	3
February 08						

Room Number	Material Descrip	Sample #'s	Analysis Res	Quantity	Cond	Recom
208a	FProof No suspect Material					
	Floor White 12X12					
Assessment Date	TSI Mud Fittings	B-13	Chrysotile	4	2	3
February 08						

Room Number	Material Descrip	Sample #'s	Analysis Res	Quantity	Cond	Recom
208b	FProof No suspect Material					
	Floor White 12X12					
Assessment Date	TSI Mud Fittings	B-13	Chrysotile	4	2	3
February 08						

Room Number	Material Descrip	Sample #'s	Analysis Res	Quantity	Cond	Recom
208c	FProof Spray-on Fire	B-24	Amosite	120 sf	1	1
	Floor White 12X12					
Assessment Date	TSI Mud Fittings	B-13	Chrysotile	4	2	3
February 08						

Room Number	Material Descrip	Sample #'s	Analysis Res	Quantity	Cond	Recom
208d	FProof Spray-on Fire	B-24	Amosite	120 sf	1	1
	Floor White 12X12					
Assessment Date	TSI Mud Fittings	B-13	Chrysotile	6	2	3
February 08						

ESP Environmental Safety Professionals • 21 Sylvan Dr. • Brewer, ME 04412 • 207-989-6848

Identified ACM Report

Room Number		Material Descrip	Sample #'s	Analysis Res	Quantity	Cond	Recom
208e/f	FProof	No suspect Material					
	Floor	White 12X12					
Assessment Date	TSI	Mud Fittings	B-13	Chrysotile	12	2	3
February 08							

Room Number		Material Descrip	Sample #'s	Analysis Res	Quantity	Cond	Recom
209	FProof	Spray-on Fire	B-24 to	Amosite	50 sf	1	1
	Floor	12X12 White tile					
Assessment Date	TSI	Mud Fittings	B-13	Chrysotile	8	2	3
February 08							

Room Number		Material Descrip	Sample #'s	Analysis Res	Quantity	Cond	Recom
211	FProof	Spray-on Fire	B-24 to	Amosite	50 sf	1	1
	Floor	12X12 White tile					
Assessment Date	TSI	Mud Fittings	B-13	Chrysotile	8	2	3
February 08							

Room Number		Material Descrip	Sample #'s	Analysis Res	Quantity	Cond	Recom
213	FProof	Spray-on Fire	B-24 to	Amosite	50 sf	1	1
	Floor	12X12 White tile					
Assessment Date	TSI	Mud Fittings	B-13	Chrysotile	8	2	3
February 08							

Room Number		Material Descrip	Sample #'s	Analysis Res	Quantity	Cond	Recom
215	FProof	Spray-on Fire	B-24	Amosite	50 sf	1	1
	Floor	No suspect material					
Assessment Date	TSI	Mud Fittings	B-13	Chrysotile	8	2	3
February 08							

ESP Environmental Safety Professionals • 21 Sylvan Dr. • Brewer, ME 04412 • 207-989-6848

Identified ACM Report

Room Number		Material Descrip	Sample #'s	Analysis Res	Quantity	Cond	Recom
216m	FProof	No Suspect Material					
	Floor	No Suspect Material					
Assessment Date	TSI	Mud Fitting	B-13	Chrysotile	8		
February 08							

Room Number		Material Descrip	Sample #'s	Analysis Res	Quantity	Cond	Recom
217	FProof	Spray-on Fire	B-24	Amosite	50 sf	1	1
	Floor	No suspect material					
Assessment Date	TSI	Mud Fittings	B-13	Chrysotile	8	2	3
February 08							

Room Number		Material Descrip	Sample #'s	Analysis Res	Quantity	Cond	Recom
217a	FProof	No Suspect Material					
	Floor	White 12X12					
Assessment Date	TSI	Mud Fittings	B-13	Chrysotile	8	2	3
February 08							

Room Number		Material Descrip	Sample #'s	Analysis Res	Quantity	Cond	Recom
217b	FProof	Spray-on Fire	B-24	Amosite	50 sf	1	1
	Floor	N o suspect					
Assessment Date	TSI	Mud Fittings	B-13	Chrysotile	8	2	3
February 08							

Room Number		Material Descrip	Sample #'s	Analysis Res	Quantity	Cond	Recom
220m	FProof	No suspect Material					
	Floor	No Suspect Material					
Assessment Date	TSI	Mud Fittings	B-13	Chrysotile	18	2	3
February 08							

ESP Environmental Safety Professionals • 21 Sylvan Dr. • Brewer, ME 04412 • 207-989-6848

Identified ACM Report

Room Number	Material	Descrip	Sample #'s	Analysis Res	Quantity	Cond	Recom
222m	FProof	No Suspect Material					
	Floor	No Suspect Material					
Assessment Date: February 08	TSI	Mud Fitting	B-13	Chrysotile	20	2	3

Room Number	Material	Descrip	Sample #'s	Analysis Res	Quantity	Cond	Recom
224w	FProof	Spray-on Fire	B-24	Amosite	120 sf	1	1
	Floor	No Suspect Material					
Assessment Date: February 08	TSI	No Suspect Material					

Room Number	Material	Descrip	Sample #'s	Analysis Res	Quantity	Cond	Recom
225c	FProof	No Suspect Material					
	Floor	12X12 White tile					
Assessment Date: February 08	TSI	Mud Fittings	B-13	Chrysotile	4	2	3

Room Number	Material	Descrip	Sample #'s	Analysis Res	Quantity	Cond	Recom
226c	FProof	No Suspect Material					
	Floor	12X12 White tile					
Assessment Date: February 08	TSI	Mud Fittings	B-13	Chrysotile	20	2	3

Room Number	Material	Descrip	Sample #'s	Analysis Res	Quantity	Cond	Recom
300	FProof	Spray-on Fire	B-24 to	Amosite	100 sf	1	1
	Floor	No Suspect Material					
Assessment Date: February 08	TSI	Mud Fittings	B-13	Chrysotile	6	2	3

ESP Environmental Safety Professionals • 21 Sylvan Dr. • Brewer, ME 04412 • 207-989-6848

Identified ACM Report

Room Number		Material Descrip	Sample #'s	Analysis Res	Quantity	Cond	Recom
301	FProof	Spray-on Fire	B-24	Amosite	80 sf	1	1
	Floor	12X12 White tile					
Assessment Date	TSI	Mud Fitting	B-13	Chrysotile	6	2	3
February 08							

Room Number		Material Descrip	Sample #'s	Analysis Res	Quantity	Cond	Recom
302	FProof	Spray-on Fire	B-24 to	Amosite	120 sf	1	1
	Floor	No Suspect Material					
Assessment Date	TSI	Mud Fittings	B-13	Chrysotile	6	2	3
February 08							

Room Number		Material Descrip	Sample #'s	Analysis Res	Quantity	Cond	Recom
303	FProof	Spray-on Fire	B-24 to	Amosite	160 sf	1	1
	Floor	12X12 White tile					
Assessment Date	TSI	Mud Fitting	B-13	Chrysotile	6	2	3
February 08							

Room Number		Material Descrip	Sample #'s	Analysis Res	Quantity	Cond	Recom
303a	FProof	Spray-on Fire	B-24 to	Amosite	160 sf	1	1
	Floor	12X12 White tile					
Assessment Date	TSI	No Suspect Material					
February 08							

Room Number		Material Descrip	Sample #'s	Analysis Res	Quantity	Cond	Recom
304	FProof	Spray-on Fire	B-24-B-29	Amosite	100 sf	1	1
	Floor	No Suspect Material					
Assessment Date	TSI	Mud Fittings	B-13	Chrysotile	6	2	3
February 08							

ESP Environmental Safety Professionals • 21 Sylvan Dr. • Brewer, ME 04412 • 207-989-6848

Identified ACM Report

Room Number		Material Descrip	Sample #'s	Analysis Res	Quantity	Cond	Recom
305	FProof	Spray-on Fire	B-24	Amosite	80 sf	1	1
Assessment Date	Floor	White 12X12					
February 08	TSI	No Suspect Material					

Room Number		Material Descrip	Sample #'s	Analysis Res	Quantity	Cond	Recom
305m	FProof	Transite Pipe in	B-25	Chrysotile	?	2	3
Assessment Date	Floor	No Suspect Material					
February 08	TSI	No Suspect Material					

Room Number		Material Descrip	Sample #'s	Analysis Res	Quantity	Cond	Recom
306	FProof	Spray-on Fire	B-24-B-29	Amosite	120 sf	1	1
Assessment Date	Floor	No Suspect Material					
February 08	TSI	Mud Fittings	B-13	Chrysotile	6	2	3

Room Number		Material Descrip	Sample #'s	Analysis Res	Quantity	Cond	Recom
307	FProof	Spray-on Fire	B-24	Amosite	50 sf	1	1
Assessment Date	Floor	White 12X12					
February 08	TSI	No Suspect Material					

Room Number		Material Descrip	Sample #'s	Analysis Res	Quantity	Cond	Recom
307a	FProof	Spray-on Fire	B-24	Amosite	50 sf	1	1
Assessment Date	Floor	White 12X12					
February 08	TSI	No Suspect Material					

ESP Environmental Safety Professionals • 21 Sylvan Dr. • Brewer, ME 04412 • 207-989-6848

Identified ACM Report

Room Number	Material	Descrip	Sample #'s	Analysis	Res	Quantity	Cond	Recom
308	FProof	Spray-on Fire	B-24-B-29	Amosite		120 sf	1	1
Assessment Date	Floor	No Suspect Material						
February 08	TSI	No Suspect Material						

Room Number	Material	Descrip	Sample #'s	Analysis	Res	Quantity	Cond	Recom
308a	FProof	No Suspect Material						
	Floor	No Suspect Material						
Assessment Date	TSI	Mud Fittings	B-13	Chrysotile		4	2	3
February 08								

Room Number	Material	Descrip	Sample #'s	Analysis	Res	Quantity	Cond	Recom
309	FProof	Spray-on Fire	B-24	Amosite		50 sf	1	1
	Floor	White 12X12						
Assessment Date	TSI	No Suspect Material						
February 08								

Room Number	Material	Descrip	Sample #'s	Analysis	Res	Quantity	Cond	Recom
310m	FProof	No Suspect Material						
	Floor	No Suspect Material						
Assessment Date	TSI	Mud Fittings	B-13	Chrysotile		2	2	3
February 08								

Room Number	Material	Descrip	Sample #'s	Analysis	Res	Quantity	Cond	Recom
311	FProof	Spray-on Fire	B-24 to	Amosite		50 sf	1	1
	Floor	White 12X12						
Assessment Date	TSI	No Suspect Material						
February 08								

ESP Environmental Safety Professionals • 21 Sylvan Dr. • Brewer, ME 04412 • 207-989-6848

Identified ACM Report

Room Number	Material	Descrip	Sample #'s	Analysis Res	Quantity	Cond	Recom
312m	FProof	No Suspect Material					
Assessment Date	Floor	No Suspect Material					
February 08	TSI	Mud Fittings	B-13	Chrysotile	3	2	3

Room Number	Material	Descrip	Sample #'s	Analysis Res	Quantity	Cond	Recom
313	FProof	Spray-on Fire	B-24 to	Amosite	50 sf	1	1
Assessment Date	Floor	White 12X12					
February 08	TSI	No Suspect Material					

Room Number	Material	Descrip	Sample #'s	Analysis Res	Quantity	Cond	Recom
315	FProof	Spray-on Fire	B-24	Amosite	50 sf	1	1
Assessment Date	Floor	White 12X12					
February 08	TSI	No Suspect Material					

Room Number	Material	Descrip	Sample #'s	Analysis Res	Quantity	Cond	Recom
317	FProof	Spray-on Fire	B-24 to	Amosite	50 sf	1	1
Assessment Date	Floor	White 12X12					
February 08	TSI	No Suspect Material					

Room Number	Material	Descrip	Sample #'s	Analysis Res	Quantity	Cond	Recom
319	FProof	Spray-on Fire	B-24	Amosite	50 sf	1	1
Assessment Date	Floor	White 12X12					
February 08	TSI	No Suspect Material					

ESP Environmental Safety Professionals • 21 Sylvan Dr. • Brewer, ME 04412 • 207-989-6848

Identified ACM Report

Room Number		Material Descrip	Sample #'s	Analysis Res	Quantity	Cond	Recom
321	FProof	Spray-on Fire	B-24	Amosite	50 sf	1	1
	Floor	White 12X12					
Assessment Date	TSI	No Suspect Material					
February 08							

Room Number		Material Descrip	Sample #'s	Analysis Res	Quantity	Cond	Recom
322m	FProof	Vibration Joints					
	Floor	No Suspect Material					
Assessment Date	TSI	Mud Fitting	B-13	Chrysotile	3	2	3
February 08							

Room Number		Material Descrip	Sample #'s	Analysis Res	Quantity	Cond	Recom
324m	FProof	No Suspect Material					
	Floor	No Suspect Material					
Assessment Date	TSI	Mud Fitting	B-13	Chrysotile	20	2	3
February 08							

Room Number		Material Descrip	Sample #'s	Analysis Res	Quantity	Cond	Recom
324w	FProof	Spray-on Fire	B-24	Amosite	120 sf	1	1
	Floor	12X12 White tile					
Assessment Date	TSI	No Suspect Material					
February 08							

Room Number		Material Descrip	Sample #'s	Analysis Res	Quantity	Cond	Recom
327c	FProof	Transite pipe	B-25	Chrysotile	10 lf	9	3
	Floor	12X12 Tan Tile					
Assessment Date	TSI	Mud fittings	B-13	Chrysotile	28	2	3
February 08							

ESP Environmental Safety Professionals • 21 Sylvan Dr. • Brewer, ME 04412 • 207-989-6848

4.0 Conclusion / Recommendations / Cost Estimates

A quantitative risk assessment for asbestos hazards includes consideration of such things as air movement, water damage, environmental factor, occupation factors, occupant exposure potentials, maintenance issues, and others.

The following table lists general recommendations and cost estimates for the recommended response as well as estimates for removal. The cost estimates are based on the average of unit prices acquired from several large abatement companies as of February, 1998. These prices are put into ESP's data base which calculates, for each type of ACBM found in each functional space, a price for removal and for the ESP recommendation, which may include removal or repair. The price for floor tile is given for tile removal only, tile plus mastic removal and tile removal in combination with removal of other ACBM such as TSI. No cost estimates are given for the recommendation of O&M (operations and maintenance). This recommendation usually involves repair of the material plus the long term cost of maintaining the material in good condition.

Summary Of Removal Costs

Summary of TSI Removal	$5,820.00
Summary of fireproofing Material Removal Cost	$276,821.75
Summary of Flooring Material Removal Cost With Mastic Combined with other removal	
Projected Cost to Remove All ACM	$282,641.75

Recommended Removals Report

Room Number			Sample #'s	Analysis Res	Quantity	Cond	Recom
100	Fproofi Spray-on Fire Floor White 12X12		B-24	Amosite	160 sf	1	1
Assessment Date: February 08	TSI Mud Fittings		B-13	Chrysotile	6	2	3

Room Number			Sample #'s	Analysis Res	Quantity	Cond	Recom
101	Fproofi Spray-on Fire Floor White 12X12		B-24	Amosite	120 sf	1	1
Assessment Date: February 08	TSI Mud Fitting		B-13	Chrysotile	15	2	3

Room Number			Sample #'s	Analysis Res	Quantity	Cond	Recom
102	Fproofi Spray-on Fire Floor White 12X12		B-24	Amosite	120 sf	1	1
Assessment Date: February 08	TSI Mud fittings		B-13	Chrysotile	6	2	3

Room Number			Sample #'s	Analysis Res	Quantity	Cond	Recom
104	Fproofi Spray-on Fire Floor White 12X12		B-24	Amosite	120 sf	1	1
Assessment Date: February 08	TSI Mud Fittings		B-13	Chrysotile	8	2	3

Room Number			Sample #'s	Analysis Res	Quantity	Cond	Recom
105	Fproofi Spray-on Fire Floor White 12X12		B-24	Amosite	60 sf	1	1
Assessment Date: February 08	TSI Mud fittings		B-13	Chrysotile	17	2	3

ESP Environmental Safety Professionals • 21 Sylvan Dr. • Brewer, ME 04412 • 207-989-6848

Recommended Removals Report

Room Number		Sample #'s	Analysis Res	Quantity	Cond	Recom
106	Fproofi Spray-on Fire Floor White 12X12	B-24	Amosite	120 sf	1	1
Assessment Date: February 08	TSI Mud fittings	B-13	Chrysotile	18	2	3

Room Number		Sample #'s	Analysis Res	Quantity	Cond	Recom
107	Fproofi Spray-on Fire Floor White 12X12	B-24	Amosite	60 sf	1	1
Assessment Date: February 08	TSI Mud fittings	B-13	Chrysotile	6	2	3

Room Number		Sample #'s	Analysis Res	Quantity	Cond	Recom
108	Fproofi Spray-on Fire Floor White 12X12	B-24	Amosite	120 sf	1	1
Assessment Date: February 08	TSI Mud fitting	B-13	Chrysotile	6	2	3

Room Number		Sample #'s	Analysis Res	Quantity	Cond	Recom
109	Fproofi Spray-on Fire Floor White 12X12	B-24	Amosite	60 sf	1	1
Assessment Date: February 08	TSI Mud fitting	B-13	Chrysotile	14	2	3

Room Number		Sample #'s	Analysis Res	Quantity	Cond	Recom
113	Fproofi Spray-on Fire Floor White 12X12	B-24	Amosite	60 sf	1	1
Assessment Date: February 08	TSI Mud Fittings	B-13	Chrysotile	10	2	3

ESP Environmental Safety Professionals • 21 Sylvan Dr. • Brewer, ME 04412 • 207-989-6848

Recommended Removals Report

Room Number		Sample #'s	Analysis Res	Quantity	Cond	Recom
115	Fproofi Spray-on Fire Floor White 12X12	B-024	Amosite	40 sf	1	1
Assessment Date: February 08	TSI Mud Fittings	B-13	Chrysotile	12		

Room Number		Sample #'s	Analysis Res	Quantity	Cond	Recom
117	Fproofi Spray-on Fire Floor White 12X12	B-24	Amosite	200 sf	1	1
Assessment Date: February 08	TSI Mud Fittings	B-13	Chrysotile	12		

Room Number		Sample #'s	Analysis Res	Quantity	Cond	Recom
200	Fproofi Spray-on Fire Floor White 12X12	B-24	Amosite	120 sf	1	1
Assessment Date: February 08	TSI Mud fitting	B-13	Chrysotile	8	2	3

Room Number		Sample #'s	Analysis Res	Quantity	Cond	Recom
201	Fproofi Spray-on Fire Floor 12X12 White	B-24	Amosite	60 sf	1	1
Assessment Date: February 08	TSI No Suspect					

Room Number		Sample #'s	Analysis Res	Quantity	Cond	Recom
202	Fproofi Spray-on Fire Floor White 12X12	B-24	Amosite	120 sf	1	1
Assessment Date: February 08	TSI Mud fitting	B-13	Chrysotile	8	2	3

ESP Environmental Safety Professionals • 21 Sylvan Dr. • Brewer, ME 04412 • 207-989-6848

Recommended Removals Report

Room Number			Sample #'s	Analysis Res	Quantity	Cond	Recom
203	Fproofi	Spray-on Fire	B-24 to	Amosite	200 sf	1	1
	Floor	No Suspect					
Assessment Date	TSI	Mud Fittings	B-13	Chrysotile	24	2	3
February 08							

Room Number			Sample #'s	Analysis Res	Quantity	Cond	Recom
204	Fproofi	Spray-on Fire	B-24	Amosite	120 sf	1	1
	Floor	White 12X12					
Assessment Date	TSI	No suspect					
February 08							

Room Number			Sample #'s	Analysis Res	Quantity	Cond	Recom
205	Fproofi	Spray-on Fire	B-24 to	Amosite	200 sf	1	1
	Floor	No Suspect					
Assessment Date	TSI	Mud Fittings	B-13	Chrysotile	28	2	3
February 08							

Room Number			Sample #'s	Analysis Res	Quantity	Cond	Recom
206	Fproofi	Spray-on Fire	B-24	Amosite	120 sf	1	1
	Floor	White 12X12					
Assessment Date	TSI	No suspect					
February 08							

Room Number			Sample #'s	Analysis Res	Quantity	Cond	Recom
207	Fproofi	Spray-on Fire	B-24 to	Amosite	60 sf	1	1
	Floor	12X12 White					
Assessment Date	TSI	Mud Fittings	B-13	Chrysotile	8	2	3
February 08							

ESP Environmental Safety Professionals • 21 Sylvan Dr. • Brewer, ME 04412 • 207-989-6848

Recommended Removals Report

Room Number		Sample #'s	Analysis Res	Quantity	Cond	Recom
208c	Fproofi Spray-on Fire Floor White 12X12	B-24	Amosite	120 sf	1	1
Assessment Date: February 08	TSI Mud Fittings	B-13	Chrysotile	4	2	3

Room Number		Sample #'s	Analysis Res	Quantity	Cond	Recom
208d	Fproofi Spray-on Fire Floor White 12X12	B-24	Amosite	120 sf	1	1
Assessment Date: February 08	TSI Mud Fittings	B-13	Chrysotile	6	2	3

Room Number		Sample #'s	Analysis Res	Quantity	Cond	Recom
209	Fproofi Spray-on Fire Floor 12X12 White	B-24 to	Amosite	50 sf	1	1
Assessment Date: February 08	TSI Mud Fittings	B-13	Chrysotile	8	2	3

Room Number		Sample #'s	Analysis Res	Quantity	Cond	Recom
211	Fproofi Spray-on Fire Floor 12X12 White	B-24 to	Amosite	50 sf	1	1
Assessment Date: February 08	TSI Mud Fittings	B-13	Chrysotile	8	2	3

Room Number		Sample #'s	Analysis Res	Quantity	Cond	Recom
213	Fproofi Spray-on Fire Floor 12X12 White	B-24 to	Amosite	50 sf	1	1
Assessment Date: February 08	TSI Mud Fittings	B-13	Chrysotile	8	2	3

ESP Environmental Safety Professionals • 21 Sylvan Dr. • Brewer, ME 04412 • 207-989-6848

Recommended Removals Report

Room Number			Sample #'s	Analysis Res	Quantity	Cond	Recom
215	Fproofi	Spray-on Fire	B-24	Amosite	50 sf	1	1
	Floor	No suspect					
Assessment Date	TSI	Mud Fittings	B-13	Chrysotile	8	2	3
February 08							

Room Number			Sample #'s	Analysis Res	Quantity	Cond	Recom
217	Fproofi	Spray-on Fire	B-24	Amosite	50 sf	1	1
	Floor	No suspect					
Assessment Date	TSI	Mud Fittings	B-13	Chrysotile	8	2	3
February 08							

Room Number			Sample #'s	Analysis Res	Quantity	Cond	Recom
217b	Fproofi	Spray-on Fire	B-24	Amosite	50 sf	1	1
	Floor	N o suspect					
Assessment Date	TSI	Mud Fittings	B-13	Chrysotile	8	2	3
February 08							

Room Number			Sample #'s	Analysis Res	Quantity	Cond	Recom
224w	Fproofi	Spray-on Fire	B-24	Amosite	120 sf	1	1
	Floor	No Suspect					
Assessment Date	TSI	No Suspect					
February 08							

Room Number			Sample #'s	Analysis Res	Quantity	Cond	Recom
300	Fproofi	Spray-on Fire	B-24 to	Amosite	100 sf	1	1
	Floor	No Suspect					
Assessment Date	TSI	Mud Fittings	B-13	Chrysotile	6	2	3
February 08							

ESP Environmental Safety Professionals • 21 Sylvan Dr. • Brewer, ME 04412 • 207-989-6848

Recommended Removals Report

Room Number		Sample #'s	Analysis	Res	Quantity	Cond	Recom
301	Fproofi Spray-on Fire Floor 12X12 White	B-24	Amosite		80 sf	1	1
Assessment Date: February 08	TSI Mud Fitting	B-13	Chrysotile		6	2	3

Room Number		Sample #'s	Analysis	Res	Quantity	Cond	Recom
302	Fproofi Spray-on Fire Floor No Suspect	B-24 to	Amosite		120 sf	1	1
Assessment Date: February 08	TSI Mud Fittings	B-13	Chrysotile		6	2	3

Room Number		Sample #'s	Analysis	Res	Quantity	Cond	Recom
303	Fproofi Spray-on Fire Floor 12X12 White	B-24 to	Amosite		160 sf	1	1
Assessment Date: February 08	TSI Mud Fitting	B-13	Chrysotile		6	2	3

Room Number		Sample #'s	Analysis	Res	Quantity	Cond	Recom
303a	Fproofi Spray-on Fire Floor 12X12 White	B-24 to	Amosite		160 sf	1	1
Assessment Date: February 08	TSI No Suspect						

Room Number		Sample #'s	Analysis	Res	Quantity	Cond	Recom
304	Fproofi Spray-on Fire Floor No Suspect	B-24-B-29	Amosite		100 sf	1	1
Assessment Date: February 08	TSI Mud Fittings	B-13	Chrysotile		6	2	3

ESP Environmental Safety Professionals • 21 Sylvan Dr. • Brewer, ME 04412 • 207-989-6848

Recommended Removals Report

Room Number			Sample #'s	Analysis Res	Quantity	Cond	Recom
305	Fproofi	Spray-on Fire	B-24	Amosite	80 sf	1	1
	Floor	White 12X12					
Assessment Date	TSI	No Suspect					
February 08							

Room Number			Sample #'s	Analysis Res	Quantity	Cond	Recom
306	Fproofi	Spray-on Fire	B-24-B-29	Amosite	120 sf	1	1
	Floor	No Suspect					
Assessment Date	TSI	Mud Fittings	B-13	Chrysotile	6	2	3
February 08							

Room Number			Sample #'s	Analysis Res	Quantity	Cond	Recom
307	Fproofi	Spray-on Fire	B-24	Amosite	50 sf	1	1
	Floor	White 12X12					
Assessment Date	TSI	No Suspect					
February 08							

Room Number			Sample #'s	Analysis Res	Quantity	Cond	Recom
307a	Fproofi	Spray-on Fire	B-24	Amosite	50 sf	1	1
	Floor	White 12X12					
Assessment Date	TSI	No Suspect					
February 08							

Room Number			Sample #'s	Analysis Res	Quantity	Cond	Recom
308	Fproofi	Spray-on Fire	B-24-B-29	Amosite	120 sf	1	1
	Floor	No Suspect					
Assessment Date	TSI	No Suspect					
February 08							

ESP Environmental Safety Professionals • 21 Sylvan Dr. • Brewer, ME 04412 • 207-989-6848

Recommended Removals Report

Room Number		Sample #'s	Analysis Res	Quantity	Cond	Recom
309	Fproofi Spray-on Fire Floor White 12X12 TSI No Suspect	B-24	Amosite	50 sf	1	1
Assessment Date: February 08						

Room Number		Sample #'s	Analysis Res	Quantity	Cond	Recom
311	Fproofi Spray-on Fire Floor White 12X12 TSI No Suspect	B-24 to	Amosite	50 sf	1	1
Assessment Date: February 08						

Room Number		Sample #'s	Analysis Res	Quantity	Cond	Recom
313	Fproofi Spray-on Fire Floor White 12X12 TSI No Suspect	B-24 to	Amosite	50 sf	1	1
Assessment Date: February 08						

Room Number		Sample #'s	Analysis Res	Quantity	Cond	Recom
315	Fproofi Spray-on Fire Floor White 12X12 TSI No Suspect	B-24	Amosite	50 sf	1	1
Assessment Date: February 08						

Room Number		Sample #'s	Analysis Res	Quantity	Cond	Recom
317	Fproofi Spray-on Fire Floor White 12X12 TSI No Suspect	B-24 to	Amosite	50 sf	1	1
Assessment Date: February 08						

ESP Environmental Safety Professionals • 21 Sylvan Dr. • Brewer, ME 04412 • 207-989-6848

Recommended Removals Report

Room Number		Sample #'s	Analysis Res	Quantity	Cond	Recom
319	Fproofi Spray-on Fire	B-24	Amosite	50 sf	1	1
	Floor White 12X12					
Assessment Date	TSI No Suspect					
February 08						

Room Number		Sample #'s	Analysis Res	Quantity	Cond	Recom
321	Fproofi Spray-on Fire	B-24	Amosite	50 sf	1	1
	Floor White 12X12					
Assessment Date	TSI No Suspect					
February 08						

Room Number		Sample #'s	Analysis Res	Quantity	Cond	Recom
324w	Fproofi Spray-on Fire	B-24	Amosite	120 sf	1	1
	Floor 12X12 White					
Assessment Date	TSI No Suspect					
February 08						

ESP Environmental Safety Professionals • 21 Sylvan Dr. • Brewer, ME 04412 • 207-989-6848

Estimated Budget Costs For Abatement Options Including Monitoring

Room# 010c — **Stair**

	Quantity	Recommendation Cost	Est. Removal Cost	Est. Encap. Cost
TSI Cost	6		$60.00	
Ceiling Cost				
Flooring Cost				
Flooring W/Mastic				
Flooring W/Other				
Comments				

Room# 010m — **Mechanical**

	Quantity	Recommendation Cost	Est. Removal Cost	Est. Encap. Cost
TSI Cost	10		$100.00	
Ceiling Cost				
Flooring Cost				
Flooring W/Mastic				
Flooring W/Other				
Comments				

Room# 100 — **Class Rm**

	Quantity	Recommendation Cost	Est. Removal Cost	Est. Encap. Cost
TSI Cost	6		$60.00	
Ceiling Cost	160 sf	$9799.00	$9799.00	
Flooring Cost				
Flooring W/Mastic				
Flooring W/Other				
Comments				

Room# 101 Class Rm

	Quantity	Recommendation Cost	Est. Removal Cost	Est. Encap. Cost
TSI Cost	15		$150.00	
Ceiling Cost	120 sf	$7349.25	$7349.25	
Flooring Cost				
Flooring W/Mastic				
Flooring W/Other				
Comments				

Room# 102 Class Rm

	Quantity	Recommendation Cost	Est. Removal Cost	Est. Encap. Cost
TSI Cost	6		$60.00	
Ceiling Cost	120 sf	$7349.25	$7349.25	
Flooring Cost				
Flooring W/Mastic				
Flooring W/Other				
Comments				

Room# 102c HALL

	Quantity	Recommendation Cost	Est. Removal Cost	Est. Encap. Cost
TSI Cost	60		$600.00	
Ceiling Cost				
Flooring Cost				
Flooring W/Mastic				
Flooring W/Other				
Comments				

Room# 103S — Store Rm

	Quantity	Recommendation Cost	Est. Removal Cost	Est. Encap. Cost
TSI Cost	2		$20.00	
Ceiling Cost				
Flooring Cost				
Flooring W/Mastic				
Flooring W/Other				

Comments

Room# 104 — Class Rm

	Quantity	Recommendation Cost	Est. Removal Cost	Est. Encap. Cost
TSI Cost	8		$80.00	
Ceiling Cost	120 sf	$7349.25	$7349.25	
Flooring Cost				
Flooring W/Mastic				
Flooring W/Other				

Comments

Room# 104m — STAIR

	Quantity	Recommendation Cost	Est. Removal Cost	Est. Encap. Cost
TSI Cost	6		$60.00	
Ceiling Cost				
Flooring Cost				
Flooring W/Mastic				
Flooring W/Other				

Comments

Room# 105 Class Rm

	Quantity	Recommendation Cost	Est. Removal Cost	Est. Encap. Cost
TSI Cost	17		$170.00	
Ceiling Cost	60 sf	$3674.63	$3674.63	
Flooring Cost				
Flooring W/Mastic				
Flooring W/Other				
Comments				

Room# 106 Class Rm

	Quantity	Recommendation Cost	Est. Removal Cost	Est. Encap. Cost
TSI Cost	18		$180.00	
Ceiling Cost	120 sf	$7349.25	$7349.25	
Flooring Cost				
Flooring W/Mastic				
Flooring W/Other				
Comments				

Room# 107 Class Rm

	Quantity	Recommendation Cost	Est. Removal Cost	Est. Encap. Cost
TSI Cost	6		$60.00	
Ceiling Cost	60 sf	$3674.63	$3674.63	
Flooring Cost				
Flooring W/Mastic				
Flooring W/Other				
Comments				

Room# 108 Class Rm

	Quantity	Recommendation Cost	Est. Removal Cost	Est. Encap. Cost
TSI Cost	6		$60.00	
Ceiling Cost	120 sf	$7349.25	$7349.25	
Flooring Cost				
Flooring W/Mastic				
Flooring W/Other				
Comments				

Room# 109 Class Rm

	Quantity	Recommendation Cost	Est. Removal Cost	Est. Encap. Cost
TSI Cost	14		$140.00	
Ceiling Cost	60 sf	$3674.63	$3674.63	
Flooring Cost				
Flooring W/Mastic				
Flooring W/Other				
Comments				

Room# 110j STORAGE

	Quantity	Recommendation Cost	Est. Removal Cost	Est. Encap. Cost
TSI Cost	10		$100.00	
Ceiling Cost				
Flooring Cost				
Flooring W/Mastic				
Flooring W/Other				
Comments				

Room# 110m STORAGE

	Quantity	Recommendation Cost	Est. Removal Cost	Est. Encap. Cost
TSI Cost	6		$60.00	
Ceiling Cost				
Flooring Cost				
Flooring W/Mastic				
Flooring W/Other				
Comments				

Room# 112m Pipe Chase

	Quantity	Recommendation Cost	Est. Removal Cost	Est. Encap. Cost
TSI Cost	20		$200.00	
Ceiling Cost				
Flooring Cost				
Flooring W/Mastic				
Flooring W/Other				
Comments				

Room# 113 Class Rm

	Quantity	Recommendation Cost	Est. Removal Cost	Est. Encap. Cost
TSI Cost	10		$100.00	
Ceiling Cost	60 sf	$3674.63	$3674.63	
Flooring Cost				
Flooring W/Mastic				
Flooring W/Other				
Comments				

Room# 115 OFFICE

	Quantity	Recommendation Cost	Est. Removal Cost	Est. Encap. Cost
TSI Cost	12		$120.00	
Ceiling Cost	40 sf	$2449.75	$2449.75	
Flooring Cost				
Flooring W/Mastic				
Flooring W/Other				
Comments				

Room# 117 OFFICE

	Quantity	Recommendation Cost	Est. Removal Cost	Est. Encap. Cost
TSI Cost	12		$120.00	
Ceiling Cost	200 sf	$12248.75	$12248.75	
Flooring Cost				
Flooring W/Mastic				
Flooring W/Other				
Comments				

Room# 125 Lab

	Quantity	Recommendation Cost	Est. Removal Cost	Est. Encap. Cost
TSI Cost				
Ceiling Cost				
Flooring Cost				
Flooring W/Mastic				
Flooring W/Other				
Comments				

Room# 127 Lab

	Quantity	Recommendation Cost	Est. Removal Cost	Est. Encap. Cost
TSI Cost				
Ceiling Cost				
Flooring Cost				
Flooring W/Mastic				
Flooring W/Other				
Comments				

Room# 200 Class Rm

	Quantity	Recommendation Cost	Est. Removal Cost	Est. Encap. Cost
TSI Cost	8		$80.00	
Ceiling Cost	120 sf	$7349.25	$7349.25	
Flooring Cost				
Flooring W/Mastic				
Flooring W/Other				
Comments				

Room# 201 Lab

	Quantity	Recommendation Cost	Est. Removal Cost	Est. Encap. Cost
TSI Cost				
Ceiling Cost	60 sf	$3674.63	$3674.63	
Flooring Cost				
Flooring W/Mastic				
Flooring W/Other				
Comments				

Room# 202 Class Rm

	Quantity	Recommendation Cost	Est. Removal Cost	Est. Encap. Cost
TSI Cost	8		$80.00	
Ceiling Cost	120 sf	$7349.25	$7349.25	
Flooring Cost				
Flooring W/Mastic				
Flooring W/Other				

Comments

Room# 203 Lab

	Quantity	Recommendation Cost	Est. Removal Cost	Est. Encap. Cost
TSI Cost	24		$240.00	
Ceiling Cost	200 sf	$12248.75	$12248.75	
Flooring Cost				
Flooring W/Mastic				
Flooring W/Other				

Comments

Room# 204 Class Rm

	Quantity	Recommendation Cost	Est. Removal Cost	Est. Encap. Cost
TSI Cost				
Ceiling Cost	120 sf	$7349.25	$7349.25	
Flooring Cost				
Flooring W/Mastic				
Flooring W/Other				

Comments

Room# 205 Lab

	Quantity	Recommendation Cost	Est. Removal Cost	Est. Encap. Cost
TSI Cost	28		$280.00	
Ceiling Cost	200 sf	$12248.75	$12248.75	
Flooring Cost				
Flooring W/Mastic				
Flooring W/Other				
Comments				

Room# 206 Class Rm

	Quantity	Recommendation Cost	Est. Removal Cost	Est. Encap. Cost
TSI Cost				
Ceiling Cost	120 sf	$7349.25	$7349.25	
Flooring Cost				
Flooring W/Mastic				
Flooring W/Other				
Comments				

Room# 207 Office

	Quantity	Recommendation Cost	Est. Removal Cost	Est. Encap. Cost
TSI Cost	8		$80.00	
Ceiling Cost	60 sf	$3674.63	$3674.63	
Flooring Cost				
Flooring W/Mastic				
Flooring W/Other				
Comments				

Room# 208 — Lab

	Quantity	Recommendation Cost	Est. Removal Cost	Est. Encap. Cost
TSI Cost	4		$40.00	

Ceiling Cost

Flooring Cost
Flooring W/Mastic
Flooring W/Other
Comments

Room# 208a — Lab

	Quantity	Recommendation Cost	Est. Removal Cost	Est. Encap. Cost
TSI Cost	4		$40.00	

Ceiling Cost

Flooring Cost
Flooring W/Mastic
Flooring W/Other
Comments

Room# 208b — Office

	Quantity	Recommendation Cost	Est. Removal Cost	Est. Encap. Cost
TSI Cost	4		$40.00	

Ceiling Cost

Flooring Cost
Flooring W/Mastic
Flooring W/Other
Comments

Room# 208c — Office

	Quantity	Recommendation Cost	Est. Removal Cost	Est. Encap. Cost
TSI Cost	4		$40.00	
Ceiling Cost	120 sf	$7349.25	$7349.25	
Flooring Cost				
Flooring W/Mastic				
Flooring W/Other				
Comments				

Room# 208d — Office

	Quantity	Recommendation Cost	Est. Removal Cost	Est. Encap. Cost
TSI Cost	6		$60.00	
Ceiling Cost	120 sf	$7349.25	$7349.25	
Flooring Cost				
Flooring W/Mastic				
Flooring W/Other				
Comments				

Room#208e/f — Lab

	Quantity	Recommendation Cost	Est. Removal Cost	Est. Encap. Cost
TSI Cost	12		$120.00	
Ceiling Cost				
Flooring Cost				
Flooring W/Mastic				
Flooring W/Other				
Comments				

Room# 209 Office

	Quantity	Recommendation Cost	Est. Removal Cost	Est. Encap. Cost
TSI Cost	8		$80.00	
Ceiling Cost	50 sf	$3062.19	$3062.19	
Flooring Cost				
Flooring W/Mastic				
Flooring W/Other				

Comments

Room# 211 Office

	Quantity	Recommendation Cost	Est. Removal Cost	Est. Encap. Cost
TSI Cost	8		$80.00	
Ceiling Cost	50 sf	$3062.19	$3062.19	
Flooring Cost				
Flooring W/Mastic				
Flooring W/Other				

Comments

Room# 213 Office

	Quantity	Recommendation Cost	Est. Removal Cost	Est. Encap. Cost
TSI Cost	8		$80.00	
Ceiling Cost	50 sf	$3062.19	$3062.19	
Flooring Cost				
Flooring W/Mastic				
Flooring W/Other				

Comments

Room# 215 — Office

	Quantity	Recommendation Cost	Est. Removal Cost	Est. Encap. Cost
TSI Cost	8		$80.00	
Ceiling Cost	50 sf	$3062.19	$3062.19	
Flooring Cost				
Flooring W/Mastic				
Flooring W/Other				
Comments				

Room# 216m — Mechanical

	Quantity	Recommendation Cost	Est. Removal Cost	Est. Encap. Cost
TSI Cost	8		$80.00	
Ceiling Cost				
Flooring Cost				
Flooring W/Mastic				
Flooring W/Other				
Comments				

Room# 217 — Office

	Quantity	Recommendation Cost	Est. Removal Cost	Est. Encap. Cost
TSI Cost	8		$80.00	
Ceiling Cost	50 sf	$3062.19	$3062.19	
Flooring Cost				
Flooring W/Mastic				
Flooring W/Other				
Comments				

Room# 217a — Office

	Quantity	Recommendation Cost	Est. Removal Cost	Est. Encap. Cost
TSI Cost	8		$80.00	
Ceiling Cost				
Flooring Cost				
Flooring W/Mastic				
Flooring W/Other				

Comments

Room# 217b — Office

	Quantity	Recommendation Cost	Est. Removal Cost	Est. Encap. Cost
TSI Cost	8		$80.00	
Ceiling Cost	50 sf	$3062.19	$3062.19	
Flooring Cost				
Flooring W/Mastic				
Flooring W/Other				

Comments

Room# 220m — Mechanical

	Quantity	Recommendation Cost	Est. Removal Cost	Est. Encap. Cost
TSI Cost	18		$180.00	
Ceiling Cost				
Flooring Cost				
Flooring W/Mastic				
Flooring W/Other				

Comments

Room# 222m — Pipe Chase

	Quantity	Recommendation Cost	Est. Removal Cost	Est. Encap. Cost
TSI Cost	20		$200.00	
Ceiling Cost				
Flooring Cost				
Flooring W/Mastic				
Flooring W/Other				

Comments

Room# 224w — Restroom

	Quantity	Recommendation Cost	Est. Removal Cost	Est. Encap. Cost
TSI Cost				
Ceiling Cost	120 sf	$7349.25	$7349.25	
Flooring Cost				
Flooring W/Mastic				
Flooring W/Other				

Comments

Room# 225c — Hall

	Quantity	Recommendation Cost	Est. Removal Cost	Est. Encap. Cost
TSI Cost	4		$40.00	
Ceiling Cost				
Flooring Cost				
Flooring W/Mastic				
Flooring W/Other				

Comments

Room# 226c — Hall

	Quantity	Recommendation Cost	Est. Removal Cost	Est. Encap. Cost
TSI Cost	20		$200.00	
Ceiling Cost				
Flooring Cost				
Flooring W/Mastic				
Flooring W/Other				

Comments

Room# 300 — Lab

	Quantity	Recommendation Cost	Est. Removal Cost	Est. Encap. Cost
TSI Cost	6		$60.00	
Ceiling Cost	100 sf	$6124.38	$6124.38	
Flooring Cost				
Flooring W/Mastic				
Flooring W/Other				

Comments

Room# 301 — Lab

	Quantity	Recommendation Cost	Est. Removal Cost	Est. Encap. Cost
TSI Cost	6		$60.00	
Ceiling Cost	80 sf	$4899.50	$4899.50	
Flooring Cost				
Flooring W/Mastic				
Flooring W/Other				

Comments

Room# 302 Lab

	Quantity	Recommendation Cost	Est. Removal Cost	Est. Encap. Cost
TSI Cost	6		$60.00	
Ceiling Cost	120 sf	$7349.25	$7349.25	
Flooring Cost				
Flooring W/Mastic				
Flooring W/Other				
Comments				

Room# 303 Lab

	Quantity	Recommendation Cost	Est. Removal Cost	Est. Encap. Cost
TSI Cost	6		$60.00	
Ceiling Cost	160 sf	$9799.00	$9799.00	
Flooring Cost				
Flooring W/Mastic				
Flooring W/Other				
Comments				

Room# 303a Lab

	Quantity	Recommendation Cost	Est. Removal Cost	Est. Encap. Cost
TSI Cost				
Ceiling Cost	160 sf	$9799.00	$9799.00	
Flooring Cost				
Flooring W/Mastic				
Flooring W/Other				
Comments				

Room# 304 — Lab

	Quantity	Recommendation Cost	Est. Removal Cost	Est. Encap. Cost
TSI Cost	6		$60.00	
Ceiling Cost	100 sf	$6124.38	$6124.38	
Flooring Cost				
Flooring W/Mastic				
Flooring W/Other				
Comments				

Room# 305 — OFFICE

	Quantity	Recommendation Cost	Est. Removal Cost	Est. Encap. Cost
TSI Cost				
Ceiling Cost	80 sf	$4899.50	$4899.50	
Flooring Cost				
Flooring W/Mastic				
Flooring W/Other				
Comments				

Room# 305m — OFFICE

	Quantity	Recommendation Cost	Est. Removal Cost	Est. Encap. Cost
TSI Cost				
Ceiling Cost	?			
Flooring Cost				
Flooring W/Mastic				
Flooring W/Other				
Comments				

Room# 306 Lab

	Quantity	Recommendation Cost	Est. Removal Cost	Est. Encap. Cost
TSI Cost	6		$60.00	
Ceiling Cost	120 sf	$7349.25	$7349.25	
Flooring Cost				
Flooring W/Mastic				
Flooring W/Other				
Comments				

Room# 307 OFFICE

	Quantity	Recommendation Cost	Est. Removal Cost	Est. Encap. Cost
TSI Cost				
Ceiling Cost	50 sf	$3062.19	$3062.19	
Flooring Cost				
Flooring W/Mastic				
Flooring W/Other				
Comments				

Room# 307a OFFICE

	Quantity	Recommendation Cost	Est. Removal Cost	Est. Encap. Cost
TSI Cost				
Ceiling Cost	50 sf	$3062.19	$3062.19	
Flooring Cost				
Flooring W/Mastic				
Flooring W/Other				
Comments				

Room# 308 Lab

	Quantity	Recommendation Cost	Est. Removal Cost	Est. Encap. Cost
TSI Cost				
Ceiling Cost	120 sf	$7349.25	$7349.25	
Flooring Cost				
Flooring W/Mastic				
Flooring W/Other				
Comments				

Room# 308a Lab

	Quantity	Recommendation Cost	Est. Removal Cost	Est. Encap. Cost
TSI Cost	4		$40.00	
Ceiling Cost				
Flooring Cost				
Flooring W/Mastic				
Flooring W/Other				
Comments				

Room# 309 OFFICE

	Quantity	Recommendation Cost	Est. Removal Cost	Est. Encap. Cost
TSI Cost				
Ceiling Cost	50 sf	$3062.19	$3062.19	
Flooring Cost				
Flooring W/Mastic				
Flooring W/Other				
Comments				

Room# 310m — Mechanical

	Quantity	Recommendation Cost	Est. Removal Cost	Est. Encap. Cost
TSI Cost	2		$20.00	
Ceiling Cost				
Flooring Cost				
Flooring W/Mastic				
Flooring W/Other				
Comments				

Room# 311 — OFFICE

	Quantity	Recommendation Cost	Est. Removal Cost	Est. Encap. Cost
TSI Cost				
Ceiling Cost	50 sf	$3062.19	$3062.19	
Flooring Cost				
Flooring W/Mastic				
Flooring W/Other				
Comments				

Room# 312m — Mechanical

	Quantity	Recommendation Cost	Est. Removal Cost	Est. Encap. Cost
TSI Cost	3		$30.00	
Ceiling Cost				
Flooring Cost				
Flooring W/Mastic				
Flooring W/Other				
Comments				

Room# 313 OFFICE

	Quantity	Recommendation Cost	Est. Removal Cost	Est. Encap. Cost
TSI Cost				
Ceiling Cost	50 sf	$3062.19	$3062.19	
Flooring Cost				
Flooring W/Mastic				
Flooring W/Other				
Comments				

Room# 315 OFFICE

	Quantity	Recommendation Cost	Est. Removal Cost	Est. Encap. Cost
TSI Cost				
Ceiling Cost	50 sf	$3062.19	$3062.19	
Flooring Cost				
Flooring W/Mastic				
Flooring W/Other				
Comments				

Room# 317 OFFICE

	Quantity	Recommendation Cost	Est. Removal Cost	Est. Encap. Cost
TSI Cost				
Ceiling Cost	50 sf	$3062.19	$3062.19	
Flooring Cost				
Flooring W/Mastic				
Flooring W/Other				
Comments				

Room# 319 OFFICE

	Quantity	Recommendation Cost	Est. Removal Cost	Est. Encap. Cost
TSI Cost				
Ceiling Cost	50 sf	$3062.19	$3062.19	
Flooring Cost				
Flooring W/Mastic				
Flooring W/Other				
Comments				

Room# 321 OFFICE

	Quantity	Recommendation Cost	Est. Removal Cost	Est. Encap. Cost
TSI Cost				
Ceiling Cost	50 sf	$3062.19	$3062.19	
Flooring Cost				
Flooring W/Mastic				
Flooring W/Other				
Comments				

Room# 322m Mechanical

	Quantity	Recommendation Cost	Est. Removal Cost	Est. Encap. Cost
TSI Cost	3		$30.00	
Ceiling Cost				
Flooring Cost				
Flooring W/Mastic				
Flooring W/Other				
Comments				

Room# 324m — Pipe Chase

	Quantity	Recommendation Cost	Est. Removal Cost	Est. Encap. Cost
TSI Cost	20		$200.00	
Ceiling Cost				
Flooring Cost				
Flooring W/Mastic				
Flooring W/Other				

Comments

Room# 324w — Restroom

	Quantity	Recommendation Cost	Est. Removal Cost	Est. Encap. Cost
TSI Cost				
Ceiling Cost	120 sf	$7349.25	$7349.25	
Flooring Cost				
Flooring W/Mastic				
Flooring W/Other				

Comments

Room# 327c — Hall

	Quantity	Recommendation Cost	Est. Removal Cost	Est. Encap. Cost
TSI Cost	28		$280.00	
Ceiling Cost	10 lf		$612.44	
Flooring Cost				
Flooring W/Mastic				
Flooring W/Other				

Comments

5.0 Survey Findings on Excel Spread Sheet

Appendix F contains the findings of the survey represented in a spread sheet format listed by room number. The locations, types, quantities of ACBM and assumed ACBM identified in this building are listed in the following pages. Functional spaces are listed by UM Department of Facilities Management room numbers. Tables and drawings which indicate bulk sample summaries, bulk sample locations, and ACBM locations are reported in Appendix B and C respectively.

If more than one example of a particular ACBM type (eg. TSI pipe and duct insulation) was identified in one functional space, more than one line with the same room number will be found. Suspect building materials, such as floor tile, which are similar materials or layered materials, with the same analytical results may be listed together on the same line.

Asbestos containing building materials are categorized as Thermal System Insulation (TSI), Flooring Materials (FM or FT), Wall Materials (WM), Ceiling Materials(CM), Surfacing Materials (SM).

Condition of ACBM material was classified using one of nine codes based on material type and degree of damage. Recommendations are based on three options, removal, repair or O&M. The codes are listed on the next page.

ACBM Survey Description of Recommendations and Material Condition Codes

Recommendations

Code#	Description
1	Removal
2	Repair
3	Operations and Maintenance (O&M)

Conditions

Code#	Description
1	Significantly damaged friable thermal system and surfacing material (> 50%)
	Damaged friable thermal system and surfacing material (< 50% but > 25%)
2	Minor damaged friable thermal system and surfacing material (< 25%)
3	Intact thermal system and surfacing material
4	Significantly damaged all other friable asbestos containing material (>50%)
	Damaged all other friable asbestos containing material (< 50% but > 25%)
5	Minor damaged all other friable asbestos containing material (< 25%)
6	Intact all other friable asbestos containing material
7	Significantly damaged non-friable asbestos containing material (> 50%)
8	Damaged non-friable asbestos containing material (< 50% but > 25%)
9	Minor damaged non-friable asbestos containing material (< 25%)

010c	Mud fitting	6			B-13
010m	Mud Fittings	10			B-13
011m	No Suspect Ma				
012m	No Suspect Ma				
013m	No Suspect Ma				
100	Mud Fittings	6	B-014 to B-01	B-001to B-003	B-13
100c	No Suspect Ma		B-019 to B-02		
100e	No Suspect Ma				
101	Mud Fitting	15	B-014 to B-01	B-001to B-012	B-13
101c	No Suspect Ma		B-019 to B-02		
102	Mud fittings	6	B-014 to B-01	B-01 to B-03	B-13
102c	Mud Fittings	60	B-014 to B-01	B-04 to B-06	B-13
103C	No Suspect Ma			B-01 to B-03	
103S	Mud fittings	2		B-04 to B-06	B-13
104	Mud Fittings	8	B-014 to B-01	B-01to B-03	B-13
104C	No Suspect Ma			B-01to B-03	
104m	Mud Fitting	6			B-13
105	Mud fittings	17	B-014 to B-01	B-01to B-03	B-13
105c	No Suspect Ma				
106	Mud fittings	18	B-014 to B-01	B-01to B-03	B-13
106c	No Suspect Ma				
107	Mud fittings	6	B-014 to B-01	B-01to B-03	B-13
108	Mud fitting	6	B-014 to B-01	B-01 to B-03	B-13
109	Mud fitting	14	B-014 to B-01	B-01to B-03	B-13
110	No Suspect Ma		B-019 to B-02	B-07 to B-09	
110j	Mud Fittings	10			B-13
110m	Mud Fittings	6			B-13
112	No Suspect Ma		B-019 to B-02		
112m	Mud Fitting	20			B-13
112w	No Suspect Ma		B-014 to B-01	B-01to B-03	
113	Mud Fittings	10	B-014 to B-01	B-01to B-03	B-13
114	No Suspect Ma		B-019 to B-02		
114w	No Suspect Ma		B-014 to B-01	B-01to B-03	
115	Mud Fittings	12	B-014 to B-01	B-01-B-03 & B	B-13
116	No Suspect Ma				
116s	No Suspect Ma				
116w	No Suspect Ma		B-019 to B-02	B-07to B-09	
117	Mud Fittings	12	B-014 to B-01	B-01-B-03 B-2	B-13
118	No Suspect Ma		B-014 To B-01		
118c	No Suspect Ma		B-014 to B-01		
118s	No Suspect Ma				
118w	No Suspect Ma		B-019 to B-02	B-07-B-09	
119	No Suspect Ma				
120c	No Suspect Ma				
120s	No Suspect Ma		B-019 to B-02		
121s	No Suspect Ma				

122s	No Suspect Ma				
123	No Suspect Ma				
124m	No Suspect Ma				
124s	No Suspect Ma				
125	No Suspect Ma				
127	No Suspect Ma				
128	No Suspect Ma				
129	No Suspect Ma				
130	No Suspect Ma				
131	No Suspect Ma				
133	No Suspect Ma				
133s	No Suspect Ma				
135	No Suspect Ma				
135c	No Suspect Ma				
137	No Suspect Ma		B-014 to B-01	B-07 to B-09	
137c	No Suspect Ma		B-014 to B-01		
137w	No Suspect Ma		B-014 To B-0	B-07 to B-09	
139	No Suspect Ma				
139c	No Suspect Ma		B-014 to B-01	B-07 to B-09	
200	Mud fitting	8	B-014 to B-01	B-01to B-03	B-13
200e	No Suspect Ma				
201	No Suspect Ma		B-014 to B-01	B-01to B-03	
202	Mud fitting	8	B-014 to B-01	B-01to B-03	B-13
203	Mud Fittings	24			B-13
204	No suspect Ma		B-014 to B-01	B-01to B-03	
205	Mud Fittings	28			B-13
206	No suspect Ma		B-014 to B-0	B-01to B-03	
207	Mud Fittings	8	B-014 to B-0	B-01to B-03	B-13
208	Mud Fittings	4	B-014 to B-01	B-01to B-03	B-13
208a	Mud Fittings	4	B-014 to B-0	B-01to B-03	B-13
208b	Mud Fittings	4	B-014 to B-01	B-01to B-03	B-13
208c	Mud Fittings	4	B-014 toB-01	B-01to B-03	B-13
208d	Mud Fittings	6	B-014 to B-01	B-01-B-03	B-13
208e/f	Mud Fittings	12	B-014 to B-01	B-01-B-03	B-13
208g	No Suspect Ma		B-014 to B-01	B-01to B-03	
209	Mud Fittings	8	B-014 To B-01	B-01to B-03	B-13
211	Mud Fittings	8	B-014 to B-01	B-01to B-03	B-13
213	Mud Fittings	8	B-014 to B-01	B-01to B-03	B-13
215	Mud Fittings	8	B-014 to B-01		B-13
216m	Mud Fitting	8			B-13
217	Mud Fittings	8	B-014 to B-01		B-13
217a	Mud Fittings	8	B-014 to B-0	B-01to B-03	B-13
217b	Mud Fittings	8	B-014 to B-01		B-13
219	No Suspect Ma		B-019 toB-02		
219m	No Suspect Ma				
220m	Mud Fittings	18			B-13

221	No Suspect Ma				
222	No Suspect Ma		B-014 to B-0	B-01 to B-03	
222c	No Suspect Ma		B-014 to B-01	B-01to B-03	
222m	Mud Fitting	20			B-13
222w	No Suspect Ma		B-014 to B-0		
223	No Suspect Ma		B-014 to B-0		
224	No Suspect Ma		B-014 to B-01		
224c	No Suspect Ma		B-014 to B-01	B-01 to B-03	
224w	No Suspect Ma		B-014 to B-01		
225c	Mud Fittings	4	B-014 to B-01	B-01 to B-03	B-13
226	No Suspect Ma		B-014 to B-01		
226c	Mud Fittings	20	B-014 to B-0	B-01toB-03	B-13
227c	No Suspect Ma		B-014 to B-01	B-01to B-03	
228	No Suspect Ma		B-014 to B-0		
228c	No Suspect Ma		B-014 to B	B-01to B-03	
230	No Suspect Ma				
230c	No Suspect Ma		B-014 to B-01		
235c	No Suspect Ma		B-014 to B-01		
237	No Suspect Ma		B-014 to B-0	B-07 to B-09	
237e	No Suspect Ma				
239	No Suspect Ma		B-014 to B-0		
300	Mud Fittings	6			B-13
300e	No Suspect Ma				
301	Mud Fitting	6	B-014 to B-01	B-01to B-03	B-13
302	Mud Fittings	6			B-13
303	Mud Fitting	6	B-019 to B-02	B-01 to B-03	B-13
303a	No Suspect Ma		B-019 to B-02	B-01 to B-03	
304	Mud Fittings	6			B-13
305	No Suspect Ma		B-014 to B-01	B-01to B-03	
305m	No Suspect Ma				
306	Mud Fittings	6			B-13
307	No Suspect Ma		B-014 to B-01	B-01to B-03	
307a	No Suspect Ma		B-014 to B-01	B-01to B-03	
308	No Suspect Ma				
308a	Mud Fittings	4			B-13
309	No Suspect Ma		B-014 to B-01	B-01 to B-03	
310m	Mud Fittings	2			B-13
311	No Suspect Ma		B-014 to B-0	B-01to B-03	
312m	Mud Fittings	3			B-13
312s	No Suspect Ma			B-01to B-03	
313	No Suspect Ma		B-014 to B-0	B-01to B-03	
315	No Suspect Ma		B-014 to B-01	B-01 to B-03	
317	No Suspect Ma		B-014 to B-01	B-01toB-03	
319	No Suspect Ma		B-014 to B-0	B-01 to B-03	
321	No Suspect Ma		B-014 to B-0	B-01toB-03	
322m	Mud Fitting	3			B-13

324m	Mud Fitting	20			B-13
324w	No Suspect Ma		B-014 toB-01	B-01toB-03	
325c	No Suspect Ma				
326c	No Suspect Ma		B-014 to B-0	B-01toB-03	
327c	Mud fittings	28	B-014 to B-0	B-01toB-03	B-13
328c	No Suspect Ma		B-014 To B-0	B-01toB-03	

					3
					3
		B-24			3
	B-30 to B-32	B-24			3
	B-30 to B-32	B-24			3
					3
					3
	B-030 to B-03	B-24			3
					3
	B-030 to B-03	B-24			3
	B-30 to B-032	B-24			3
	B-030to B-032	B-24			3
	B-030to B-032	B-24			3
	B-030 to B-03	B-24			3
					3
					3
					3
	B-030 to B-03	B-24			3
	B-030 to B-03				
	B-030 to B-03				
	B-030 to B-03	B-024			
	B-030 to B-03				
	B-030 to B-03				
	B-030 to B-03				
	B-030 to B-03	B-24			
	B-030 to B-03				
	B-030 to B-03				

		B-027 to B-02			
		B-027 to B-02			
	B-030 to B-03				
	B-030 to B-03				
	B-030 to B-03				
	B-030 to B-03				
	B-030 to B-03	B-24			3
	B-030 to B-03	B-24			
	B-030 to B-03	B-24			3
		B-24 to B-29			3
	B-030 to B-03	B-24			
		B-24 to B-29			3
	B-030 to B-03	B-24			
	B-030 to B-03	B-24 to B-029			3
	B-030 to B-0				3
	B-030 to B-03				3
	B-030 to B-03				3
	B-030 to B-03	B-24			3
	B-030 to B-03	B-24			3
	B-030 to B-03				3
	B-030 to B-03				
	B-030 to B-03	B-24 to B-029			3
	B-030 to B-03	B-24 to B-029			3
	B-030 to B-0	B-24 to B-029			3
	B-030 to B-03	B-24			3
	B-030 to B-03	B-24			3
	B-030 to B-03				3
	B-030 to B-03	B-24			3
					3

					3
	B-030 to B-03				
		B-24			
					3
					3
		B-24 to B-29			3
		B-24			3
		B-24 to B-29			3
		B-24 to B-29			3
		B-24 to B-29			
		B-24-B-29			3
	B-030 to B-03	B-24			
		B-25			
		B-24-B-29			3
	B-030 to B-0	B-24			
	B-030 To B-03	B-24			
		B-24-B-29			
					3
	B-030 To B-03	B-24			
					3
	B-030 to B-03	B-24 to B-029			
					3
		B-24 to B-029			
	B-030 to B-03	B-24			
		B-24 to B-29			
	B-030 To B-03	B-24			
	B-030 To B-03	B-24			
		B-033 to B-03			3

					3
		B-24			
		B-25			3

			No Suspect Ma	No Suspect Ma	No Suspect Ma
			No Suspect Ma	No Suspect Ma	No Suspect Ma
			No Suspect Ma	No Suspect Ma	No Suspect Ma
			No Suspect Ma	No Suspect Ma	No Suspect Ma
			No Suspect Ma	No Suspect Ma	No Suspect Ma
		1	White 12X12	2X4 Suspended	No Suspect Ma
			No Suspect Ma	2X2 Suspended	No Suspect Ma
			No Suspect Ma	No Suspect Ma	No Suspect Ma
		1	White 12X12 G	2X4 Suspended	No Suspect Ma
			No Suspect Ma	2X2 Suspended	No Suspect Ma
		1	White 12X12	2X4 Suspended	No Suspect Ma
			12X12 Tan Tile	2X4 Suspended	No Suspect Ma
			White 12X12	No Suspect Ma	No Suspect Ma
			12X12 Tan Flo	No Suspect Ma	No Suspect Ma
		1	White 12X12	2X4 Suspended	No Suspect Ma
			White 12X12	No Suspect Ma	No Suspect Ma
			No Suspect Ma	No Suspect Ma	No Suspect Ma
		1	White 12X12	2X4 Suspended	No Suspect Ma
			No Suspect Ma	No Suspect Ma	No Suspect Ma
		1	White 12X12	2X4 Suspended	No Suspect Ma
			No Suspect Ma	No Suspect Ma	No Suspect Ma
		1	White 12X12	2X4 Suspended	No Suspect Ma
		1	White 12X12	2X4 Suspended	No Suspect Ma
		1	White 12X12	2X4 Suspended	No Suspect Ma
			12X12 Gray til	2X2 Suspended	No Suspect Ma
			No Suspect Ma	No Suspect Ma	No Suspect Ma
			No Suspect Ma	No Suspect Ma	No Suspect Ma
			No Suspect Ma	2X2 Suspended	No Suspect Ma
			No Suspect Ma	No Suspect Ma	No Suspect Ma
			12X12 White	2X4 Suspended	No Suspect Ma
		1	White 12X12	2X4 Suspended	No Suspect Ma
			No Suspect Ma	2X2 Suspended	No Suspect Ma
			12X12 White	2X4 Suspended	No Suspect Ma
		1	White 12X12 M	2X4 Suspended	No Suspect Ma
			No Suspect Ma	No Suspect Ma	No Suspect Ma
			No Suspect Ma	No Suspect Ma	No Suspect Ma
			12X12 Gray til	2X2 Suspended	No Suspect Ma
		1	White 12X12 M	2X4 Suspended	No Suspect Ma
			No Suspect Ma	2X4 Suspended	No Suspect Ma
			No Suspect Ma	2X4 Suspended	No Suspect Ma
			No Suspect Ma	No Suspect Ma	No Suspect Ma
			12X12 Gray til	2X2 Suspended	No Suspect Ma
			No Suspect Ma	No Suspect Ma	No Suspect Ma
			No Suspect Ma	No Suspect Ma	No Suspect Ma
			No Suspect Ma	2X2 Suspended	No Suspect Ma
			No Suspect Ma	No Suspect Ma	No Suspect Ma

			No Suspect Ma	No Suspect Ma	No Suspect Ma
			No Suspect Ma	No Suspect Ma	No Suspect Ma
			No Suspect Ma	No Suspect Ma	No Suspect Ma
			No Suspect Ma	No Suspect Ma	No Suspect Ma
			No Suspect Ma	No Suspect Ma	No Suspect Ma
			No Suspect Ma	No Suspect Ma	No Suspect Ma
			No Suspect Ma	No Suspect Ma	No Suspect Ma
			No Suspect Ma	No Suspect Ma	No Suspect Ma
			No Suspect Ma	No Suspect Ma	No Suspect Ma
			No Suspect Ma	No Suspect Ma	No Suspect Ma
			No Suspect Ma	No Suspect Ma	No Suspect Ma
			No Suspect Ma	No Suspect Ma	No Suspect Ma
			No Suspect Ma	No Suspect Ma	No Suspect Ma
			No Suspect Ma	No Suspect Ma	No Suspect Ma
			No Suspect Ma	No Suspect Ma	No Suspect Ma
			No Suspect Ma	No Suspect Ma	No Suspect Ma
			12X12 Gray til	2X4 Suspended	No Suspect Ma
			No Suspect Ma	2X4 Suspended	No Suspect Ma
			12X12 Gray til	2X4 Suspended	No Suspect Ma
			No Suspect Ma	No Suspect Ma	No Suspect Ma
			12X12 Gray til	2X4 Suspended	No Suspect Ma
		1	White 12X12	2X4 Suspended	No Suspect Ma
			No Suspect Ma	No Suspect Ma	No Suspect Ma
		1	12X12 White t	2X4 Suspended	No Suspect Ma
		1	White 12X12	2X4 Suspended	No Suspect Ma
		1	No Suspect Ma	No Suspect Ma	No Suspect Ma
		1	White 12X12	2X4 Suspended	No Suspect Ma
		1	No Suspect Ma	No Suspect Ma	No Suspect Ma
		1	White 12X12	2X4 Suspended	No Suspect Ma
		1	12X12 White t	2X4 Suspended	No Suspect Ma
			White 12X12	2X4 Suspended	No Suspect Ma
			White 12X12	2X4 Suspended	No Suspect Ma
			White 12X12	2X4 Suspended	No Suspect Ma
		1	White 12X12	2X4 Suspended	No Suspect Ma
		1	White 12X12	2X4 Suspended	No Suspect Ma
			White 12X12	2X4 Suspended	No Suspect Ma
			White 12X12	2X4 Suspended	No Suspect Ma
		1	12X12 White t	2X4 Suspended	No Suspect Ma
		1	12X12 White t	2X4 Suspended	No Suspect Ma
		1	12X12 White t	2X4 Suspended	No Suspect Ma
		1	No suspect ma	2X4 Suspended	No Suspect Ma
			No Suspect Ma	No Suspect Ma	No Suspect Ma
		1	No suspect ma	2X4 Suspended	No Suspect Ma
			White 12X12	2X4 Suspended	No Suspect Ma
		1	N o suspect m	2X4 Suspended	No Suspect Ma
			No Suspect Ma	2X2 Suspended	No Suspect Ma
			No Suspect Ma	No Suspect Ma	No Suspect Ma
			No Suspect Ma	No Suspect Ma	No Suspect Ma

			No Suspect Ma	No Suspect Ma	No Suspect Ma
			12X12 White t	2X4 Suspended	No Suspect Ma
			12X12 White t	2X4 Suspended	No Suspect Ma
			No Suspect Ma	No Suspect Ma	No Suspect Ma
			No Suspect Ma	2X4 Suspended	No Suspect Ma
			No Suspect Ma	2X4 Suspended	No Suspect Ma
			No Suspect Ma	2X4 Suspended	No Suspect Ma
			12X12 White t	2X4 Suspended	No Suspect Ma
		1	No Suspect Ma	2X4 Suspended	No Suspect Ma
			12X12 White t	2X4 Suspended	No Suspect Ma
			No Suspect Ma	2X4 Suspended	No Suspect Ma
			12X12 White t	2X4 Suspended	No Suspect Ma
			12X12 White t	2X4 Suspended	No Suspect Ma
			No Suspect Ma	2X4 Suspended	No Suspect Ma
			12X12 White t	2X4 Suspended	No Suspect Ma
			No Suspect Ma	No Suspect Ma	No Suspect Ma
			No Suspect Ma	2X4 Suspended	No Suspect Ma
			No Suspect Ma	2X4 Suspened	No Suspect Ma
			12X12 Gray Til	2X4 Suspended	No Suspect Ma
			No Suspect Ma	No Suspect Ma	No Suspect Ma
			No Suspect Ma	2X4 Suspened	No Suspect Ma
		1	No Suspect Ma	No Suspect Ma	No Suspect Ma
			No Suspect Ma	No Suspect Ma	No Suspect Ma
		1	12X12 White t	2X4 Suspended	No Suspect Ma
		1	No Suspect Ma	No Suspect Ma	No Suspect Ma
		1	12X12 White t	2X2 Suspended	No Suspect Ma
		1	12X12 White t	2X2 Suspended	No Suspect Ma
		1	No Suspect Ma	No Suspect Ma	No Suspect Ma
		1	White 12X12	2X4 Suspended	No Suspect Ma
		3	No Suspect Ma	No Suspect Ma	No Suspect Ma
		1	No Suspect Ma	No Suspect Ma	No Suspect Ma
		1	White 12X12	2X4 Suspended	No Suspect Ma
		1	White 12X12	2X4 Suspended	No Suspect Ma
		1	No Suspect Ma	No Suspect Ma	No Suspect Ma
			No Suspect Ma	No Suspect Ma	No Suspect Ma
		1	White 12X12	2X4 Suspended	No Suspect Ma
			No Suspect Ma	No Suspect Ma	No Suspect Ma
		1	White 12X12	2X4 Suspended	No Suspect Ma
			No Suspect Ma	No Suspect Ma	No Suspect Ma
			12X12 White t	No Suspect Ma	No Suspect Ma
		1	White 12X12	2X4 Suspended	No Suspect Ma
		1	White 12X12	2X4 Suspended	No Suspect Ma
		1	White 12X12	2X4 Suspended	No Suspect Ma
		1	White 12X12	2X4 Suspended	No Suspect Ma
		1	White 12X12	2X4 Suspended	No Suspect Ma
			No Suspect Ma	No Suspect Ma	No Suspect Ma

			No Suspect Ma	No Suspect Ma	No Suspect Ma
		1	12X12 White t	2X4 Suspended	No Suspect Ma
			No Suspect Ma	No Suspect Ma	No Suspect Ma
			12X12 Tan tile	2X4 Suspended	No Suspect Ma
		3	12X12 Tan Tile	2X4 Suspended	No Suspect Ma
			12X12 White t	2X4 Suspended	No Suspect Ma

No Suspect M	No Suspect Ma				
No Suspect Ma	No Suspect Ma				
No Suspect Ma	No Suspect Ma				
No Suspect Ma	No Suspect Ma				
No Suspect Ma	No Suspect Ma				
Drywall and co	Spray-on Fire F				
No Suspect M	No Suspect Ma				
No Suspect Ma	No Suspect Ma				
Drywall and co	Spray-on Fire F				
No Suspect M	No Suspect Ma				
Drywall and co	Spray-on Fire F				
No Suspect M	No Suspect Ma				
No Suspect Ma	No Suspect Ma				
No suspect Ma	No Suspect Ma				
Drywall and co	Spray-on Fire F				
No Suspect Ma	No Suspect Ma				
No Suspect Ma	No Suspect Ma				
Drywall and co	Spray-on Fire F				
No Suspect M	No Suspect Ma				
Drywall and co	Spray-on Fire F				
No Suspect M	No Suspect Ma				
Drywall and co	Spray-on Fire F				
Drywall and co	Spray-on Fire F				
Drywall and co	Spray-on Fire F				
No Suspect M	No Suspect Ma				
No Suspect Ma	No Suspect Ma				
No Suspect Ma	No Suspect Ma				
No Suspect M	No Suspect Ma				
No Suspect Ma	No Suspect Ma				
No Suspect M	No Suspect ma				
Drywall and co	Spray-on Fire F				
Drywall and co	No Suspect Ma				
Drywall and co	No Suspect ma				
Drywall and co	Spray-on Fire F				
Drywall and co	No Suspect Ma				
Drywall and co	No Suspect Ma				
Drywall and co	No Suspect Ma				
Drywall and co	Spray-on Fire F				
No Suspect Ma	No Suspect Ma				
No Suspect M	No Suspect Ma				
No Suspect M	No Suspect Ma				
Drywall and co	No Suspect Ma				
No Suspect M	No Suspect Ma				
No Suspect M	No Suspect Ma				
Drywall and co	No Suspect Ma				
No Suspect M	No Suspect Ma				

No Suspect M	No Suspect Ma				
No Suspect M	No Suspect Ma				
No Suspect M	No Suspect Ma				
No Suspect Ma	No Suspect Ma				
No Suspect M	No Suspect Ma				
No Suspect M	No Suspect Ma				
No Suspect M	No Suspect Ma				
Drywall and co	No Suspect Ma				
Drywall and co	No Suspect Ma				
No Suspect Ma	No Suspect Ma				
No Suspect Ma	No Suspect Ma				
Drywall and co	No Suspect Ma				
Drywall and co	No Suspect Ma				
No Suspect M	No Suspect Ma				
No Suspect M	No Suspect Ma				
No Suspect M	No Suspect Ma				
No Suspect Ma	No Suspect Ma				
No Suspect Ma	No Suspect Ma				
No Suspect Ma	No Suspect Ma				
Drywall and co	Spray-on Fire F				
No Suspect Ma	No Suspect Ma				
Drywall and co	Spray-on Fire F				
Drywall and co	Spray-on Fire F				
No Suspect Ma	Spray-on Fire F				
Drywall and co	Spray-on Fire F				
No Suspect Ma	Spray-on Fire F				
Drywall and co	Spray-on Fire F				
Drywall and co	Spray-on Fire F				
Drywall and co	No suspect Ma				
Drywall and co	No suspect Ma				
Drywall and co	No suspect Ma				
Drywall and co	Spray-on Fire F				
Drywall and co	Spray-on Fire F				
Drywall and co	No suspect Ma				
Drywall and co	No Suspect ma				
Drywall and co	Spray-on Fire F				
Drywall and co	Spray-on Fire F				
Drywall and co	Spray-on Fire F				
Drywall and co	Spray-on Fire F				
No Suspect Ma	No Suspect Ma				
Drywall and co	Spray-on Fire F				
Drywall and co	No Suspect Ma				
Drywall and co	Spray-on Fire F				
No Suspect Ma	No Suspect Ma				
No Suspect Ma	No suspect Ma				
No Suspect Ma	No suspect Ma				

No Suspect Ma	No suspect Ma				
No Suspect Ma	No Suspect Ma				
No Suspect Ma	No Suspect Ma				
No Suspect Ma	No Suspect Ma				
No Suspect Ma	No suspect Ma				
No Suspect Ma	No Suspect Ma				
Drywall and co	No Suspect Ma				
No Suspect Ma	No Suspect Ma				
No Suspect Ma	Spray-on Fire F				
No Suspect Ma	No Suspect Ma				
No Suspect Ma	No Suspect Ma				
No Suspect M	No Suspect Ma				
No Suspect M	No Suspect Ma				
No Suspect Ma	No Suspect Ma				
No Suspect M	No Suspect Ma				
No Suspect Ma	No Suspect Ma				
No Suspect Ma	No Suspect Ma				
No Suspect Ma	No Suspect Ma				
No Suspect Ma	No Suspect Ma				
No Suspect Ma	No Suspect Ma				
No Suspect Ma	No Suspect Ma				
No Suspect Ma	No Suspect Ma				
No Suspect Ma	Spray-on Fire F				
No Suspect Ma	No Suspect Ma				
No Suspect Ma	Spray-on Fire F				
No Suspect Ma	Spray-on Fire F				
No Suspect Ma	Spray-on Fire F				
No Suspect Ma	Spray-on Fire F				
No Suspect Ma	Spray-on Fire F				
Drywall and co	Spray-on Fire F				
No Suspect Ma	Transite Pipe ir				
No Suspect Ma	Spray-on Fire F				
Drywall and co	Spray-on Fire F				
Drywall and co	Spray-on Fire F				
No Suspect Ma	Spray-on Fire F				
No Suspect Ma	No Suspect Ma				
Drywall and co	Spray-on Fire F				
No Suspect Ma	No Suspect Ma				
Drywall and co	Spray-on Fire F				
No Suspect Ma	No Suspect Ma				
No Suspect Ma	No Suspect Ma				
Drywall and co	Spray-on Fire F				
Drywall and co	Spray-on Fire F				
Drywall and co	Spray-on Fire F				
Drywall and co	Spray-on Fire F				
Drywall and co	Spray-on Fire F				
No Suspect Ma	Vibration Joint				

No Suspect M	No Suspect Ma				
No Suspect Ma	Spray-on Fire F				
No Suspect Ma	No Suspect Ma				
No Suspect M	No Suspect Ma				
No Suspect M	Transite pipe				
No Suspect M	No Suspect Ma				

			Chrysotile		
			Chrysotile		
160 sf	None Detected	None Detected	Chrysotile		None Detected
120 sf	None Detected	None Detected	Chrysotile		None Detected
	None Detected				
120 sf	None Detected	None Detected	Chrysotile		None Detected
	None Detected	None Detected	Chrysotile		
		None Detected			
		None Detected	Chrysotile		
120 sf	None Detected	None Detected	Chrysotile		None Detected
		None Detected			
			Chrysotile		
60 sf	None Detected	None Detected	Chrysotile		None Detected
120 sf	None Detected	None Detected	Chrysotile		None Detected
60 sf	None Detected	None Detected	Chrysotile		None Detected
120 sf	None Detected	None Detected	Chrysotile		None Detected
60 sf	None Detected	None Detected	Chrysotile		None Detected
	None Detected	None Detected			
			Chrysotile		
			Chrysotile		
	None Detected				
			Chrysotile		
	None Detected	None Detected			
60 sf	None Detected	None Detected	Chrysotile		None Detected
	None Detected				None Detected
	None Detected	None Detected			None Detected
40 sf	None Detected	None Detected	Chrysotile		None Detected
					None Detected
					None Detected
	None Detected	None Detected			None Detected
200 sf	None Detected	None Detected	Chrysotile		None Detected
	None Detected				
	None Detected				
	None Detected	None Detected			None Detected
	None Detected				None Detected

					None Detected
					None Detected
					None Detected
					None Detected
	None Detected	None Detected			
	None Detected				
	None Detected	None Detected			
	None Detected	None Detected			
120 sf	None Detected	None Detected	Chrysotile		None Detected
60 sf	None Detected	None Detected			None Detected
120 sf	None Detected	None Detected	Chrysotile		None Detected
200 sf			Chrysotile		
120 sf	None Detected	None Detected			None Detected
200 sf			Chrysotile		
120 sf	None Detected	None Detected			None Detected
60 sf	None Detected	None Detected	Chrysotile		None Detected
	None Detected	None Detected	Chrysotile		None Detected
	None Detected	None Detected	Chrysotile		None Detected
	None Detected	None Detected	Chrysotile		None Detected
120 sf	None Detected	None Detected	Chrysotile		None Detected
120 sf	None Detected	None Detected	Chrysotile		None Detected
	None Detected	None Detected	Chrysotile		None Detected
	None Detected	None Detected			None Detected
50 sf	None Detected	None Detected	Chrysotile		None Detected
50 sf	None Detected	None Detected	Chrysotile		None Detected
50 sf	None Detected	None Detected	Chrysotile		None Detected
50 sf	None Detected		Chrysotile		None Detected
			Chrysotile		
50 sf	None Detected		Chrysotile		None Detected
	None Detected	None Detected	Chrysotile		None Detected
50 sf	None Detected	None Detected	Chrysotile		None Detected
	None Detected				
			Chrysotile		

Appendix A

DEFINITIONS

Asbestos Fibers - This expression refers to asbestos fibers having an aspect ratio of 3:1 according to NIOSH 7400 method utilized and longer than five microns.

Asbestos Project Specialist - An asbestos evaluation specialist/compliance monitor registered by the State of Maine, working under the direction of the asbestos project manager shall be on site throughout the entire abatement project to conduct site inspections, air monitoring, and insure compliance with all applicable Federal, State, and local health and safety regulations.

ASTM - American Society For Testing and Materials, 1916 Race Street, Philadelphia, PA 19103

Authorized visitor - The Building Owner (and any designated representatives) and any representative of a regulatory or other agency having jurisdiction over the project.

Building Owner - The Owner or his authorized representative.

Clearance - Approval given by the authorized representative of the building owner to start and/or continue work sequences. Clearances may be given upon visual inspection and/or air monitoring results.

Competent Person - A person who is capable of identifying existing asbestos, tremolite, anthophyllite, or actinolite hazards in the workplace and who has the authority to take prompt corrective measures to eliminate them as specified in 29 CFR 1926.32 (f). The duties of the competent person include at least the following: establishing the negative pressure enclosure, ensuring its integrity, and controlling entry to and exit from the enclosure; supervising any employee exposure monitoring required by the standards; ensuring that all employees working within such an enclosure wear the appropriate personal protective equipment, are trained in the use of appropriate methods of exposure control, and the use of the hygiene facilities and decontamination procedures specified in the standards; and ensuring that engineering controls in use are in proper operating condition and are functioning properly.

Containment work area - Designated rooms, spaces, or areas of the project in which asbestos abatement actions are to be undertaken or which may become contaminated as a result of such abatement actions. A contained work area is a work area which has been temporarily sealed, double layered with polyethylene sheeting,

negatively pressurized to .02 inches of water - column relative to adjacent non-sealed areas, and equipped with a decontamination enclosure system. Non-containment work area is controlled-access by critical or physical barriers and is not necessarily work area which has been isolated and equipped with a decontamination enclosure system.

Contractor - The individual and/or business with which the Building Owner arranges to perform the asbestos abatement. It is recommended that wherever asbestos abatement is part of a larger project, the asbestos work be contracted separately and distinctly from other contract work. When this is not possible, the Contractor is responsible for the proper completion of project activities in accordance with the contract specifications even where a subcontractor has been retained to perform the actual abatement.

Coverall Suit - Any protective covering disposable suit impervious to asbestos fibers of a color different from the disposal suit worn in containment for the purpose of distinguishing the particular phase of work decontamination. A blue suit is worn over a containment suit when a worker must travel from a contained work area through a dirty room to a decontamination enclosure system or shower. It also is worn by the outside crew during the waste-container pass-out procedure.

Critical Barrier - A barrier of polyethylene sheeting used to cover vents, floors, walls, doorways, windows, etc. in an asbestos control area. The first layer of polyethylene sheeting in a containment work area and the single layering of polyethylene sheeting in a glovebag removal work area are examples of critical barriers. Signage requirements for critical barriers are the same as for containment work areas.

Demolition - The wrecking or taking out of any load-supporting structural member of a facility together with any related handling operations.

Encapsulant - A liquid adhesive material which can be applied to asbestos containing material which controls the possible release of asbestos fibers from the material either by creating a membrane over the surface (bridging encapsulant) or by penetrating into the material and binding its components together (penetrating encapsulant).

Encapsulation - The application of an encapsulant to asbestos containing materials to control the release of asbestos fibers into the air.

Enclosure - The construction of an impermeable, permanent barrier around asbestos containing material to control the release of asbestos fibers into the air.

EPA - U.S. Environmental Protection Agency, 401 M Street S.W., Washington, D.C. 20460

Equipment decontamination enclosure system - That portion of a decontamination enclosure system designed for controlled transfer of materials and equipment into or out of the work area, typically consisting of a washroom and holding area.

Equipment room - A contaminated area or room which is part of the worker decontamination enclosure system with provisions for storage of contaminated clothing and equipment.

Exposure - (1) The permissible exposure limit (PEL): 0.1 fibers per cubic centimeter of air (f/cc) averaged over 8 hours. (2) OSHA 30 minute excursion limit: 1.0 fibers per cubic centimeter of air (f/cc) measured over a 30 minute interval.

Facility - Any institutional, commercial or industrial structure, installation or building.

Facility component - Any pipe, duct, boiler, tank,reactor, turbine or furnace at or in a facility or any structural member of a facility.

Fixed object - A piece of equipment or furniture in the work area which cannot be removed from the work area.

Friable Asbestos Material - Material that contains more than 1% asbestos by weight and that can be crumbled, pulverized, or reduced to powder by hand pressure when dry.

Glovebag technique - A method with limited applications for removing small amounts of friable asbestos-containing material from HVAC ducts, short piping runs, valves, joints, elbows, and other non-planar surfaces in a non-contained (plasticized) work area. The glovebag assembly is a manufactured or fabricated device consisting of a glovebag (typically constructed of 6 mil transparent polyethylene or polyvinylchloride plastic), two inward projecting long sleeves, an internal tool pouch, and an attached, labeled receptacle for asbestos waste. The glovebag is constructed and installed in such a manner that it surrounds the object or material to be removed

and contains all asbestos fibers released during the process. All workers who are permitted to use the glovebag technique must be highly trained, experienced and skilled in this method.

HVAC - Heating, ventilation and air conditioning system

HEPA Filter - A high efficiency particulate air filter capable of removing particles >0.3 microns in diameter with 99.97% efficiency

HEPA vacuum - A vacuum system equipped with HEPA filtration

Holding area - A chamber in the equipment decontamination enclosure located between the washroom and an uncontaminated area. The holding area comprises an airlock.

Lf or Ln Ft - Linear Feet of asbestos pipe insulation, duct tape, etc.

Movable object - A piece of equipment or furniture in the work area which can be removed from the work area.

Negative Pressure Respirator - A respirator in which the air pressure inside the respiratory inlet covering is positive during exhalation in relation to the air pressure of the outside atmosphere.and negative during inhalation in relation to the air pressure of the outside atmosphere.

Negative pressure ventilation system - A portable exhaust system equipped with both a pre-filter and HEPA filtration and capable of maintaining a constant low velocity air flow into contaminated areas from adjacent uncontaminated areas.

NESHAP - The National Emission Standards for Hazardous Air Pollutants (40 CFR Part 61)

NIOSH - The National Institute for Occupational Safety and Health, CDC - NIOSH, Building J N.E., Room 3007, Atlanta, GA 30333

No Suspect Material - Suspect material is the building materials which normally contain asbestos. If none of these materials is present (i.e., ceiling is pre-stressed concrete), the material description will be no suspect materials.

Non-friable asbestos material - Material that contains asbestos in which the

fibers have been locked in by a bonding agent, coating, binder, or other material so that the asbestos is well bound and will not release fibers in excess of the asbestos control limit during any appropriate use, handling, demolition, storage, transportation, processing, or disposal.

Operations and Maintenance (O&M) - The principal objective of the Operations and Maintenance (O&M) program is to minimize exposure of all building occupants to asbestos fibers. To accomplish this objective, an O&M program includes work practices to (1) maintain asbestos-containing material (ACM) in good condition, (2) ensure proper cleanup of asbestos fibers previously released, (3) prevent further release of asbestos fibers, and (4) monitor the condition of the ACM. An O&M program should be developed and implemented within the facility and include specific directions on how to deal with each of the general categories of ACM. Specified O&M work practices and procedures should be employed by trained personnel during building cleaning, maintenance, renovation, and general operational activities that may involve surfacing, thermal, or miscellaneous ACM.

OSHA - The Occupational Safety and Health Administration 200 Constitution Avenue, Washington, D. C. 20210

Outside air - The air outside buildings and structures.

Personal Monitoring - Sampling of airborne fiber concentrations within the breathing zone of an employee.

Physical Barrier - A rigid-framed or solid barrier (not polyethylene) constructed to prevent entrance into an asbestos control area. Plywood and locked and taped doors are examples of physical barriers. Signage requirements for physical barriers are the same as for containment work areas.

Polyethylene Sheeting - Impermeable plastic sheeting as herein specified.

Removal - The stripping of any asbestos-containing materials from surfaces or components of a facility under controlled conditions (engineering and work practice).

Renovation - Altering in any way one or more facility components. Operations in which load-supporting structural members are wrecked or taken out are excluded.

Respirator - A device designed to protect the wearer from the inhalation of contaminated atmospheres.

Sf or Sq Ft - Square Feet of asbestos containing floor tile, duct insulation, tank insulation, etc.

Structural member - Any load-supporting member of a facility, such as beams and load-supporting walls or any non-load-supporting member, such as ceilings and non-load-supporting walls.

Surfactant - A chemical wetting agent added to water to improve penetration.

Time Weighted Average 8 Hour (TWA) - The TWA is an eight-hour time weighted average of airborne concentration of fibers, longer than 5 microns per cubic centimeter of air as described in 1926.587 appendix A sampling methods.

Visible emissions - Any emissions containing particulate asbestos material that are visually detectable without the aid of instruments. This does not include condensed uncombined water vapor.

Visible Residue or Debris - Material which is visible to the naked eye.

Wet cleaning - The process of eliminating asbestos contamination from building surfaces and objects by using cloths, mops, or other cleaning utensils which have been dampened with water and afterwards thoroughly decontaminated or disposed of as asbestos contaminated waste.

Work Area - The area where asbestos related work or removal operations are performed which is defined and/or isolated to prevent the spread of asbestos dust, fibers or debris, and entry by unauthorized personnel. Work area is a regulated area as defined by 29 CFR 1926.

Appendix B; Bulk Sample Summary Report

Samples for asbestos analysis were collected by EPA certified and State licensed inspectors. Proper safety measures such as wetting the material prior to sampling, cleaning up the area by HEPA Vacuuming and/or wet-wiping any resulting residual debris, and wearing proper personal protective equipment, were employed. Coring tools and knives were utilized to be certain of sampling the entire thickness of a material. Materials such as floor tile and associated mastic were collected as composite samples and each layer was analyzed separately as appropriate. All samples were placed in appropriately labeled airtight containers for shipment to the laboratory for analysis.

All asbestos bulk samples collected were analyzed by Environmental Safety Professionals, a State Licensed Asbestos analytical laboratory. A percentage of these samples were also analyzed by another licensed laboratory, IATL as a quality assurance (results of quality assurance and TEM confirmation samples are found in Appendix G, Quality Assurance). IATL has been accredited by the National Institute of Standards and Technology (NIST) National Voluntary Laboratory Accreditation Program (NVLAP) to perform asbestos bulk sample analysis. All bulk samples were analyzed for asbestos content using Polarized Light Microscopy (PLM) with Dispersion Staining (EPA Method 600/M4-82-020: Interim Method for the Determination of Asbestos in Bulk Building Materials). Asbestos-containing materials are defined as suspect materials which have at least one sample containing an asbestos content of more than 1 percent from a homogeneous area set of samples. All bulk samples from a homogeneous area must be found to contain 1 percent or less of asbestos to be classified as non-asbestos-containing.

Easily identified fiberglass insulation was not sampled and can be safely assumed to be non-asbestos containing.

Some asbestos containing materials were not sampled. Examples include "Air-Cell" pipe or duct insulation and "transite" board. These types of material can be safely assumed to be asbestos as confirmed by previous surveys. Also, hard lagged pipe insulation which still has the Johns-Manville or other identifying labels are obviously asbestos and need no further sampling except to the extent required to identify the type and percentage of asbestos content. .

ENVIRONMENTAL SAFETY PROFESSIONALS
21 Sylvan Drive
Brewer, Maine 04412
207-989-6848 fax 207-989-5020

BULK SAMPLE SUMMARY REPORT

Project Name: The University of Maine, Asbestos O+M Projects, Jenness Hall

Samples Submitted By: Chris Atwood — **Date Recieved:** 2/25/2008

Analyst: Chris Atwood - Bulk Analyst - (BA-0058) — **Date Analyzed:** 2/25/2008

Client Name/Address: Mr. Roger Priest, The University of Maine, Facilities Management, 5765 Service Bldg. Room 107, Orono, ME 04469

Analytical Method-**NIOSH 9002 or EPA/600/R-93/116**
Maine DEP Lab License#LB--007

Sample I.D.	Sample Description	Asbestiform Components	%		Fibrous Components	%	Non-Fibrous Components	%
020825-001	12x12 White floor tile from room 100	☐ Chrysotile		Negative for ACM	☐ Mineral Wool		☐ Lime, Clay, or Mineral Binders	
		☐ Amosite			☐ Fibrous Glass		☒ Mineral Debris	40-50
		☐ Crocidolite			☐ Synthetic Fiber		☐ Mastic	
		☐ Tremolite			☒ Cellulosic Fiber	3-8	☐ Talc	
		☐ Actinolite			☐ Other ( )		☒ Other (Poly Resins)	20-30
020825-002	12x12 White floor tile from room 102	☐ Chrysotile		Negative for ACM	☐ Mineral Wool		☐ Lime, Clay, or Mineral Binders	
		☐ Amosite			☐ Fibrous Glass		☒ Mineral Debris	40-50
		☐ Crocidolite			☐ Synthetic Fiber		☐ Mastic	
		☐ Tremolite			☒ Cellulosic Fiber	3-8	☐ Talc	
		☐ Actinolite			☐ Other ( )		☒ Other (Poly Resins)	20-30
020825-003	12x12 White floor tile from room 104	☐ Chrysotile		Negative for ACM	☐ Mineral Wool		☐ Lime, Clay, or Mineral Binders	
		☐ Amosite			☐ Fibrous Glass		☒ Mineral Debris	40-50
		☐ Crocidolite			☐ Synthetic Fiber		☐ Mastic	
		☐ Tremolite			☒ Cellulosic Fiber	3-8	☐ Talc	
		☐ Actinolite			☐ Other ( )		☒ Other (Poly Resins)	20-30
020825-004	12x12 Tan floor tile from room 102c	☐ Chrysotile		Negative for ACM	☐ Mineral Wool		☐ Lime, Clay, or Mineral Binders	
		☐ Amosite			☐ Fibrous Glass		☒ Mineral Debris	40-50
		☐ Crocidolite			☐ Synthetic Fiber		☐ Mastic	
		☐ Tremolite			☒ Cellulosic Fiber	3-8	☐ Talc	
		☐ Actinolite			☐ Other ( )		☒ Other (Poly Resins)	20-30
020825-005	12x12 Tan floor tile from room 103s	☐ Chrysotile		Negative for ACM	☐ Mineral Wool		☐ Lime, Clay, or Mineral Binders	
		☐ Amosite			☐ Fibrous Glass		☒ Mineral Debris	40-50
		☐ Crocidolite			☐ Synthetic Fiber		☐ Mastic	
		☐ Tremolite			☒ Cellulosic Fiber	3-8	☐ Talc	
		☐ Actinolite			☐ Other ( )		☒ Other (Poly Resins)	20-30

ENVIRONMENTAL SAFETY PROFESSIONALS
21 Sylvan Drive
Brewer, Maine 04412
207-989-6848 fax 207-989-5020

BULK SAMPLE SUMMARY REPORT

Project Name: The University of Maine, Asbestos O+M Projects, Jenness Hall

Samples Submitted By: Chris Atwood — **Date Recieved:** 2/25/2008

Analyst: Chris Atwood - Bulk Analyst (BA-0058) — **Date Analyzed:** 2/25/2008

Client Name/Address: Mr. Roger Priest, The University of Maine, Facilities Management, 5765 Service Bldg. Room 107, Orono, ME 04469

Analytical Method-**NIOSH 9002 or EPA/600/R-93/116**
Maine DEP Lab License#LB--007

Sample I.D.	Sample Description	Asbestiform Components	%		Fibrous Components	%	Non-Fibrous Components	%
020825-006	12x 12 Tan floor tile from room 226c	☐ Chrysotile ☐ Amosite ☐ Crocidolite ☐ Tremolite ☐ Actinolite		Negative for ACM	☐ Mineral Wool ☐ Fibrous Glass ☐ Synthetic Fiber ☒ Cellulosic Fiber ☐ Other ( )	 3-8 	☐ Lime, Clay, or Mineral Binders ☒ Mineral Debris ☐ Mastic ☐ Talc ☒ Other (Poly Resins)	 40-50 20-30
020825-007	12x12 Gray floor tile from room 110	☐ Chrysotile ☐ Amosite ☐ Crocidolite ☐ Tremolite ☐ Actinolite		Negative for ACM	☐ Mineral Wool ☐ Fibrous Glass ☐ Synthetic Fiber ☒ Cellulosic Fiber ☐ Other ( )	 3-8 	☐ Lime, Clay, or Mineral Binders ☒ Mineral Debris ☐ Mastic ☐ Talc ☒ Other (Poly Resins)	 40-50 20-30
020825-008	12x12 Gray floor tile from room 137	☐ Chrysotile ☐ Amosite ☐ Crocidolite ☐ Tremolite ☐ Actinolite		Negative for ACM	☐ Mineral Wool ☐ Fibrous Glass ☐ Synthetic Fiber ☒ Cellulosic Fiber ☐ Other ( )	 3-8 	☐ Lime, Clay, or Mineral Binders ☒ Mineral Debris ☐ Mastic ☐ Talc ☒ Other (Poly Resins)	 40-50 20-30
020825-009	12x12 Gray floor tile from room 237	☐ Chrysotile ☐ Amosite ☐ Crocidolite ☐ Tremolite ☐ Actinolite		Negative for ACM	☐ Mineral Wool ☐ Fibrous Glass ☐ Synthetic Fiber ☒ Cellulosic Fiber ☐ Other ( )	 3-8 	☐ Lime, Clay, or Mineral Binders ☒ Mineral Debris ☐ Mastic ☐ Talc ☒ Other (Poly Resins)	 40-50 20-30
020825-010	12x12 Green floor tile from room 101	☐ Chrysotile ☐ Amosite ☐ Crocidolite ☐ Tremolite ☐ Actinolite		Negative for ACM	☐ Mineral Wool ☐ Fibrous Glass ☐ Synthetic Fiber ☒ Cellulosic Fiber ☐ Other ( )	 3-8 	☐ Lime, Clay, or Mineral Binders ☒ Mineral Debris ☐ Mastic ☐ Talc ☒ Other (Poly Resins)	 40-50 20-30

ENVIRONMENTAL SAFETY PROFESSIONALS
21 Sylvan Drive
Brewer, Maine 04412
207-989-6848 fax 207-989-5020

BULK SAMPLE SUMMARY REPORT

Project Name: The University of Maine, Asbestos O+M Projects, Jenness Hall

Samples Submitted By: Chris Atwood — **Date Recieved:** 2/25/2008

Analyst: Chris Atwood - Bulk Analyst - (BA-0058) — **Date Analyzed:** 2/25/2008

Client Name/Address: Mr. Roger Priest, The University of Maine, Facilities Management, 5765 Service Bldg, Room 107, Orono, ME 04469

Analytical Method-**NIOSH 9002 or EPA/600/R-93/116**
Maine DEP Lab License#LB-007

Sample I.D.	Sample Description	Asbestiform Components	%		Fibrous Components	%	Non-Fibrous Components	%
020825-011	12x12 Green floor tile from room 101	☐ Chrysotile		Negative for ACM	☐ Mineral Wool		☐ Lime, Clay, or Mineral Binders	
		☐ Amosite			☐ Fibrous Glass		☒ Mineral Debris	40-50
		☐ Crocidolite			☐ Synthetic Fiber		☐ Mastic	
		☐ Tremolite			☒ Cellulosic Fiber	3-8	☐ Talc	
		☐ Actinolite			☐ Other ( )		☒ Other (Poly Resins)	20-30
020825-012	12x12 Green Floor tile from room 101	☐ Chrysotile		Negative for ACM	☐ Mineral Wool		☐ Lime, Clay, or Mineral Binders	
		☐ Amosite			☐ Fibrous Glass		☒ Mineral Debris	40-50
		☐ Crocidolite			☐ Synthetic Fiber		☐ Mastic	
		☐ Tremolite			☒ Cellulosic Fiber	3-8	☐ Talc	
		☐ Actinolite			☐ Other ( )		☒ Other (Poly Resins)	20-40
020825-013	Mud pipe fitting from room 100	☒ Chrysotile	15-25	Positive for ACM	☐ Mineral Wool		☒ Lime, Clay, or Mineral Binders	35-45
		☐ Amosite			☐ Fibrous Glass		☐ Mineral Debris	
		☐ Crocidolite			☐ Synthetic Fiber		☐ Mastic	
		☐ Tremolite			☒ Cellulosic Fiber	10-15	☐ Talc	
		☐ Actinolite			☐ Other ( )		☐ Other ( )	
020825-014	2X4 suspended ceiling tile from room 200	☐ Chrysotile		Negative for ACM	☐ Mineral Wool		☒ Lime, Clay, or Mineral Binders	35-45
		☐ Amosite			☐ Fibrous Glass		☒ Mineral Debris	5-10
		☐ Crocidolite			☐ Synthetic Fiber		☐ Mastic	
		☐ Tremolite			☒ Cellulosic Fiber	35-45	☐ Talc	
		☐ Actinolite			☐ Other ( )		☐ Other ( )	
020825-015	2X4 suspended ceiling tile from room 202	☐ Chrysotile		Negative for ACM	☐ Mineral Wool		☒ Lime, Clay, or Mineral Binders	35-45
		☐ Amosite			☐ Fibrous Glass		☒ Mineral Debris	5-10
		☐ Crocidolite			☐ Synthetic Fiber		☐ Mastic	
		☐ Tremolite			☒ Cellulosic Fiber	35-45	☐ Talc	
		☐ Actinolite			☐ Other ( )		☐ Other ( )	

ENVIRONMENTAL SAFETY PROFESSIONALS
21 Sylvan Drive
Brewer, Maine 04412
207-989-6848 fax 207-989-5020

BULK SAMPLE SUMMARY REPORT

Project Name The University of Maine, Asbestos O+M Projects, Jenness Hall

Samples Submitted By Chris Atwood **Date Recieved** 2/25/2008

Analyst Chris Atwood - Bulk Analyst - (BA-0058) **Date Analyzed** 2/25/2008

Client Name/Address Mr. Roger Priest, The University of Maine, Facilities Management, 5765 Service Bldg, Room 107, Orono, ME 04469

Analytical Method-**NIOSH 9002 or EPA/600/R-93/116**
Maine DEP Lab License#LB-007

Sample I.D.	Sample Description	Asbestiform Components	%		Fibrous Components	%	Non-Fibrous Components	%
020825-016	2X4 suspended ceiling tile from room 222w	☐ Chrysotile		Negative for ACM	☐ Mineral Wool		☒ Lime, Clay, or Mineral Binders	35-45
		☐ Amosite			☐ Fibrous Glass		☒ Mineral Debris	5-10
		☐ Crocidolite			☐ Synthetic Fiber		☐ Mastic	
		☐ Tremolite			☒ Cellulosic Fiber	35-45	☐ Talc	
		☐ Actinolite			☐ Other ( )		☐ Other ( )	
020825-017	2X4 suspended ceiling tile from room 224w	☐ Chrysotile		Negative for ACM	☐ Mineral Wool		☒ Lime, Clay, or Mineral Binders	35-45
		☐ Amosite			☐ Fibrous Glass		☒ Mineral Debris	5-10
		☐ Crocidolite			☐ Synthetic Fiber		☐ Mastic	
		☐ Tremolite			☒ Cellulosic Fiber	35-45	☐ Talc	
		☐ Actinolite			☐ Other ( )		☐ Other ( )	
020825-018	2X4 suspended ceiling tile from room 226c	☐ Chrysotile		Negative for ACM	☐ Mineral Wool		☒ Lime, Clay, or Mineral Binders	35-45
		☐ Amosite			☐ Fibrous Glass		☒ Mineral Debris	5-10
		☐ Crocidolite			☐ Synthetic Fiber		☐ Mastic	
		☐ Tremolite			☒ Cellulosic Fiber	35-45	☐ Talc	
		☐ Actinolite			☐ Other ( )		☐ Other ( )	
020825-019	2X2 suspended ceiling tile from room 110	☐ Chrysotile		Negative for ACM	☐ Mineral Wool		☒ Lime, Clay, or Mineral Binders	35-45
		☐ Amosite			☐ Fibrous Glass		☒ Mineral Debris	5-10
		☐ Crocidolite			☐ Synthetic Fiber		☐ Mastic	
		☐ Tremolite			☒ Cellulosic Fiber	35-45	☐ Talc	
		☐ Actinolite			☐ Other ( )		☐ Other ( )	
020825-020	2X2 suspended ceiling tile from room 112	☐ Chrysotile		Negative for ACM	☐ Mineral Wool		☒ Lime, Clay, or Mineral Binders	35-45
		☐ Amosite			☐ Fibrous Glass		☒ Mineral Debris	5-10
		☐ Crocidolite			☐ Synthetic Fiber		☐ Mastic	
		☐ Tremolite			☒ Cellulosic Fiber	35-45	☐ Talc	
		☐ Actinolite			☐ Other ( )		☐ Other ( )	

ENVIRONMENTAL SAFETY PROFESSIONALS
21 Sylvan Drive
Brewer, Maine 04412
207-989-6848 fax 207-989-5020

BULK SAMPLE SUMMARY REPORT

Project Name: The University of Maine, Asbestos O+M Projects, Jenness Hall

Samples Submitted By: Chris Atwood — **Date Recieved:** 2/25/2008

Analyst: Chris Atwood - Bulk Analyst - (BA-0058) — **Date Analyzed:** 2/25/2008

Client Name/Address: Mr. Roger Priest, The University of Maine, Facilities Management, 5765 Service Bldg. Room 107, Orono, ME 04469

Analytical Method-**NIOSH 9002 or EPA/600/R-93/116**
Maine DEP Lab License#LB--007

Sample I.D.	Sample Description	Asbestiform Components	%		Fibrous Components	%	Non-Fibrous Components	%
020825-021	2X2 suspended ceiling tile from room 116w	☐ Chrysotile		Negative for ACM	☐ Mineral Wool		☒ Lime, Clay, or Mineral Binders	35-45
		☐ Amosite			☐ Fibrous Glass		☒ Mineral Debris	5-10
		☐ Crocidolite			☐ Synthetic Fiber		☐ Mastic	
		☐ Tremolite			☒ Cellulosic Fiber	35-45	☐ Talc	
		☐ Actinolite			☐ Other ( )		☐ Other ( )	
020825-022	2X2 suspended ceiling tile from room 219	☐ Chrysotile		Negative for ACM	☐ Mineral Wool		☒ Lime, Clay, or Mineral Binders	35-45
		☐ Amosite			☐ Fibrous Glass		☒ Mineral Debris	5-10
		☐ Crocidolite			☐ Synthetic Fiber		☐ Mastic	
		☐ Tremolite			☒ Cellulosic Fiber	35-45	☐ Talc	
		☐ Actinolite			☐ Other ( )		☐ Other ( )	
020825-023	Mastic from room 213	☒ Chrysotile	5-10	Positive for ACM	☐ Mineral Wool		☐ Lime, Clay, or Mineral Binders	
		☐ Amosite			☐ Fibrous Glass		☒ Mineral Debris	20-30
		☐ Crocidolite			☐ Synthetic Fiber		☒ Mastic	40-50
		☐ Tremolite			☒ Cellulosic Fiber	5-10	☐ Talc	
		☐ Actinolite			☐ Other ( )		☐ Other ( )	
020825-024	Spray on fire proofing from room 100	☐ Chrysotile		Positive for ACM	☐ Mineral Wool		☒ Lime, Clay, or Mineral Binders	30-40
		☒ Amosite	30-40		☐ Fibrous Glass		☒ Mineral Debris	10-20
		☐ Crocidolite			☐ Synthetic Fiber		☐ Mastic	
		☐ Tremolite			☐ Cellulosic Fiber		☐ Talc	
		☐ Actinolite			☐ Other ( )		☐ Other ( )	
020825-025	Transite pipe from room 205	☒ Chrysotile	30-40	Positive for ACM	☐ Mineral Wool		☐ Lime, Clay, or Mineral Binders	
		☐ Amosite			☐ Fibrous Glass		☒ Mineral Debris	50-60
		☐ Crocidolite			☐ Synthetic Fiber		☐ Mastic	
		☐ Tremolite			☒ Cellulosic Fiber	5-10	☐ Talc	
		☐ Actinolite			☐ Other ( )		☐ Other ( )	

ENVIRONMENTAL SAFETY PROFESSIONALS
21 Sylvan Drive
Brewer, Maine 04412
207-989-6848 fax 207-989-5020

BULK SAMPLE SUMMARY REPORT

Project Name: The University of Maine, Asbestos O+M Projects, Jenness Hall

Samples Submitted By: Chris Atwood — **Date Recieved:** 2/25/2008

Analyst: Chris Atwood - Bulk Analyst - (BA-0058) — **Date Analyzed:** 2/25/2008

Client Name/Address: Mr. Roger Priest, The University of Maine, Facilities Management, 5765 Service Bldg, Room 107, Orono, ME 04469

Analytical Method-**NIOSH 9002 or EPA/600/R-93/116**
Maine DEP Lab License#LB--007

Sample I.D.	Sample Description	Asbestiform Components	%		Fibrous Components	%	Non-Fibrous Components	%
020825-026	Transite hood from room 205	☒ Chrysotile	25-35	Positive for ACM	☐ Mineral Wool		☐ Lime, Clay, or Mineral Binders	
		☐ Amosite			☐ Fibrous Glass		☒ Mineral Debris	50-65
		☐ Crocidolite			☐ Synthetic Fiber		☐ Mastic	
		☐ Tremolite			☒ Cellulosic Fiber	5-10	☐ Talc	
		☐ Actinolite			☐ Other ( )		☐ Other ( )	
020825-027	Counter top from room 129	☐ Chrysotile		Negative for ACM	☐ Mineral Wool		☐ Lime, Clay, or Mineral Binders	
		☐ Amosite			☐ Fibrous Glass		☒ Mineral Debris	50-60
		☐ Crocidolite			☐ Synthetic Fiber		☐ Mastic	
		☐ Tremolite			☐ Cellulosic Fiber		☐ Talc	
		☐ Actinolite			☐ Other ( )		☒ Other (Binder)	40-50
020825-028	Counter top from room 203	☐ Chrysotile		Negative for ACM	☐ Mineral Wool		☐ Lime, Clay, or Mineral Binders	
		☐ Amosite			☐ Fibrous Glass		☒ Mineral Debris	50-60
		☐ Crocidolite			☐ Synthetic Fiber		☐ Mastic	
		☐ Tremolite			☐ Cellulosic Fiber		☐ Talc	
		☐ Actinolite			☐ Other ( )		☒ Other (Binder)	40-50
020825-029	Counter top from room 205	☐ Chrysotile		Negative for ACM	☐ Mineral Wool		☐ Lime, Clay, or Mineral Binders	
		☐ Amosite			☐ Fibrous Glass		☒ Mineral Debris	50-60
		☐ Crocidolite			☐ Synthetic Fiber		☐ Mastic	
		☐ Tremolite			☐ Cellulosic Fiber		☐ Talc	
		☐ Actinolite			☐ Other ( )		☒ Other (Binder)	40-50
020825-030	Dry wall from room 100	☐ Chrysotile		Negative for ACM	☐ Mineral Wool		☒ Lime, Clay, or Mineral Binders	20-30
		☐ Amosite			☒ Fibrous Glass	10-20	☒ Mineral Debris	50-60
		☐ Crocidolite			☐ Synthetic Fiber		☐ Mastic	
		☐ Tremolite			☐ Cellulosic Fiber		☐ Talc	
		☐ Actinolite			☐ Other ( )		☐ Other ( )	

ENVIRONMENTAL SAFETY PROFESSIONALS
21 Sylvan Drive
Brewer, Maine 04412
207-989-6848 fax 207-989-5020

BULK SAMPLE SUMMARY REPORT

Project Name: The University of Maine, Asbestos O+M Projects, Jenness Hall

Samples Submitted By: Chris Atwood — **Date Recieved:** 2/25/2008

Analyst: Chris Atwood - Bulk Analyst - (BA-0058) — **Date Analyzed:** 2/25/2008

Client Name/Address: Mr. Roger Priest, The University of Maine, Facilities Management, 5765 Service Bldg, Room 107, Orono, ME 04469

Analytical Method-**NIOSH 9002 or EPA/600/R-93/116**
Maine DEP Lab License#LB--007

Sample I.D.	Sample Description	Asbestiform Components	%		Fibrous Components	%	Non-Fibrous Components	%
020825-031	Dry wall from room 102	☐ Chrysotile		Negative for ACM	☐ Mineral Wool		☒ Lime, Clay, or Mineral Binders	20-30
		☐ Amosite			☒ Fibrous Glass	10-20	☒ Mineral Debris	50-60
		☐ Crocidolite			☐ Synthetic Fiber		☐ Mastic	
		☐ Tremolite			☐ Cellulosic Fiber		☐ Talc	
		☐ Actinolite			☐ Other ( )		☐ Other ( )	
020825-032	Dry wall from room 104	☐ Chrysotile		Negative for ACM	☐ Mineral Wool		☒ Lime, Clay, or Mineral Binders	20-30
		☐ Amosite			☒ Fibrous Glass	10-20	☒ Mineral Debris	50-60
		☐ Crocidolite			☐ Synthetic Fiber		☐ Mastic	
		☐ Tremolite			☐ Cellulosic Fiber		☐ Talc	
		☐ Actinolite			☐ Other ( )		☐ Other ( )	
020825-033	Vibrations joints from room 322m	☐ Chrysotile		Negative for ACM	☐ Mineral Wool		☐ Lime, Clay, or Mineral Binders	
		☐ Amosite			☒ Fibrous Glass	60-70	☒ Mineral Debris	20-30
		☐ Crocidolite			☐ Synthetic Fiber		☐ Mastic	
		☐ Tremolite			☐ Cellulosic Fiber		☐ Talc	
		☐ Actinolite			☐ Other ( )		☐ Other ( )	
020825-034	Vibrations joints from room 322m	☐ Chrysotile		Negative for ACM	☐ Mineral Wool		☐ Lime, Clay, or Mineral Binders	
		☐ Amosite			☒ Fibrous Glass	60-70	☒ Mineral Debris	20-30
		☐ Crocidolite			☐ Synthetic Fiber		☐ Mastic	
		☐ Tremolite			☐ Cellulosic Fiber		☐ Talc	
		☐ Actinolite			☐ Other ( )		☐ Other ( )	
020825-035	Vibrations joints from room 322m	☐ Chrysotile		Negative for ACM	☐ Mineral Wool		☐ Lime, Clay, or Mineral Binders	
		☐ Amosite			☒ Fibrous Glass	60-70	☒ Mineral Debris	20-30
		☐ Crocidolite			☐ Synthetic Fiber		☐ Mastic	
		☐ Tremolite			☐ Cellulosic Fiber		☐ Talc	
		☐ Actinolite			☐ Other ( )		☐ Other ( )	

ENVIRONMENTAL SAFETY PROFESSIONALS
21 Sylvan Drive
Brewer, Maine 04412
207-989-6848 fax 207-989-5020

BULK SAMPLE SUMMARY REPORT

Project Name: The University of Maine, Asbestos O+M Projects, Jenness Hall

Samples Submitted By: Chris Atwood — **Date Recieved:** 2/25/2008

Analyst: Chris Atwood - Bulk Analyst - (BA-0058) — **Date Analyzed:** 2/25/2008

Client Name/Address: Mr. Roger Priest, The University of Maine, Facilities Management, 5765 Service Bldg, Room 107, Orono, ME 04469

Analytical Method-**NIOSH 9002 or EPA/600/R-93/116**
Maine DEP Lab License#LB-007

Sample I.D.	Sample Description	Asbestiform Components	%		Fibrous Components	%	Non-Fibrous Components	%
020825-036	2X4 suspended ceiling tile from room 102c	☐ Chrysotile		Negative for ACM	☐ Mineral Wool		☒ Lime, Clay, or Mineral Binders	35-45
		☐ Amosite			☐ Fibrous Glass		☒ Mineral Debris	5-10
		☐ Crocidolite			☐ Synthetic Fiber		☐ Mastic	
		☐ Tremolite			☒ Cellulosic Fiber	35-45	☐ Talc	
		☐ Actinolite			☐ Other ( )		☐ Other ( )	
020825-037	2X4 suspended ceiling tile from room 102c	☐ Chrysotile		Negative for ACM	☐ Mineral Wool		☒ Lime, Clay, or Mineral Binders	35-45
		☐ Amosite			☐ Fibrous Glass		☒ Mineral Debris	5-10
		☐ Crocidolite			☐ Synthetic Fiber		☐ Mastic	
		☐ Tremolite			☒ Cellulosic Fiber	35-45	☐ Talc	
		☐ Actinolite			☐ Other ( )		☐ Other ( )	
020825-038	2X4 suspended ceiling tile from room 117	☐ Chrysotile		Negative for ACM	☐ Mineral Wool		☒ Lime, Clay, or Mineral Binders	35-45
		☐ Amosite			☐ Fibrous Glass		☒ Mineral Debris	5-10
		☐ Crocidolite			☐ Synthetic Fiber		☐ Mastic	
		☐ Tremolite			☒ Cellulosic Fiber	35-45	☐ Talc	
		☐ Actinolite			☐ Other ( )		☐ Other ( )	
020825-039	2X4 suspended ceiling tile from room 107	☐ Chrysotile		Negative for ACM	☐ Mineral Wool		☒ Lime, Clay, or Mineral Binders	35-45
		☐ Amosite			☐ Fibrous Glass		☒ Mineral Debris	5-10
		☐ Crocidolite			☐ Synthetic Fiber		☐ Mastic	
		☐ Tremolite			☒ Cellulosic Fiber	35-45	☐ Talc	
		☐ Actinolite			☐ Other ( )		☐ Other ( )	
020825-040	2X4 suspended ceiling tile from room 106	☐ Chrysotile		Negative for ACM	☐ Mineral Wool		☒ Lime, Clay, or Mineral Binders	35-45
		☐ Amosite			☐ Fibrous Glass		☒ Mineral Debris	5-10
		☐ Crocidolite			☐ Synthetic Fiber		☐ Mastic	
		☐ Tremolite			☒ Cellulosic Fiber	35-45	☐ Talc	
		☐ Actinolite			☐ Other ( )		☐ Other ( )	

ENVIRONMENTAL SAFETY PROFESSIONALS
21 Sylvan Drive
Brewer, Maine 04412
207-989-6848 fax 207-989-5020

BULK SAMPLE SUMMARY REPORT

Project Name The University of Maine / Asbestos O+M Projects / Jenness Hall

Samples Submitted By Chris Atwood — **Date Recieved** 2/25/2008

Analyst Chris Atwood - Bulk Analyst - (RA-0058) — **Date Analyzed** 2/25/2008

Client Name/Address Mr. Roger Priest / The University of Maine / Facilities Management / 5765 Service Bldg, Room 107 / Orono, ME 04469

Analytical Method-**NIOSH 9002 or EPA/600/R-93/116**
Maine DEP Lab License#LB--007

Sample I.D.	Sample Description	Asbestiform Components	%		Fibrous Components	%	Non-Fibrous Components	%
020825-041	2X4 suspended ceiling tile from room 106	☐ Chrysotile ☐ Amosite ☐ Crocidolite ☐ Tremolite ☐ Actinolite		Negative for ACM	☐ Mineral Wool ☐ Fibrous Glass ☐ Synthetic Fiber ☒ Cellulosic Fiber ☐ Other ( )	35-45	☒ Lime, Clay, or Mineral Binders ☒ Mineral Debris ☐ Mastic ☐ Talc ☐ Other ( )	35-45 5-10
020825-042	2X4 suspended ceiling tile from room 226c	☐ Chrysotile ☐ Amosite ☐ Crocidolite ☐ Tremolite ☐ Actinolite		Negative for ACM	☐ Mineral Wool ☐ Fibrous Glass ☐ Synthetic Fiber ☒ Cellulosic Fiber ☐ Other ( )	35-45	☒ Lime, Clay, or Mineral Binders ☒ Mineral Debris ☐ Mastic ☐ Talc ☐ Other ( )	35-45 5-10
020825-043	2X4 suspended ceiling tile from room 226c	☐ Chrysotile ☐ Amosite ☐ Crocidolite ☐ Tremolite ☐ Actinolite		Negative for ACM	☐ Mineral Wool ☐ Fibrous Glass ☐ Synthetic Fiber ☒ Cellulosic Fiber ☐ Other ( )	35-45	☒ Lime, Clay, or Mineral Binders ☒ Mineral Debris ☐ Mastic ☐ Talc ☐ Other ( )	35-45 5-10
020825-044	2X4 suspended ceiling tile from room 206	☐ Chrysotile ☐ Amosite ☐ Crocidolite ☐ Tremolite ☐ Actinolite		Negative for ACM	☐ Mineral Wool ☐ Fibrous Glass ☐ Synthetic Fiber ☒ Cellulosic Fiber ☐ Other ( )	35-45	☒ Lime, Clay, or Mineral Binders ☒ Mineral Debris ☐ Mastic ☐ Talc ☐ Other ( )	35-45 5-10
020825-045	2X4 suspended ceiling tile from room 215	☐ Chrysotile ☐ Amosite ☐ Crocidolite ☐ Tremolite ☐ Actinolite		Negative for ACM	☐ Mineral Wool ☐ Fibrous Glass ☐ Synthetic Fiber ☒ Cellulosic Fiber ☐ Other ( )	35-45	☒ Lime, Clay, or Mineral Binders ☒ Mineral Debris ☐ Mastic ☐ Talc ☐ Other ( )	35-45 5-10

ENVIRONMENTAL SAFETY PROFESSIONALS
21 Sylvan Drive
Brewer, Maine 04412
207-989-6848 fax 207-989-5020

BULK SAMPLE SUMMARY REPORT

Project Name: The University of Maine, Asbestos O+M Projects, Jenness Hall

Samples Submitted By: Chris Atwood — **Date Recieved:** 2/25/2008

Analyst: Chris Atwood - Bulk Analyst - (BA-0058) — **Date Analyzed:** 2/25/2008

Client Name/Address: Mr. Roger Priest, The University of Maine, Facilities Management, 5765 Service Bldg. Room 107, Orono, ME 04469

Analytical Method-**NIOSH 9002 or EPA/600/R-93/116**
Maine DEP Lab License#LB-007

Sample I.D.	Sample Description	Asbestiform Components	%		Fibrous Components	%	Non-Fibrous Components	%
020825-046	2X4 suspended ceiling tile from room 327c	☐ Chrysotile		Negative for ACM	☐ Mineral Wool		☒ Lime, Clay, or Mineral Binders	35-45
		☐ Amosite			☐ Fibrous Glass		☒ Mineral Debris	5-10
		☐ Crocidolite			☐ Synthetic Fiber		☐ Mastic	
		☐ Tremolite			☒ Cellulosic Fiber	35-45	☐ Talc	
		☐ Actinolite			☐ Other ( )		☐ Other ( )	
020825-047	2X4 suspended ceiling tile from room 327c	☐ Chrysotile		Negative for ACM	☐ Mineral Wool		☒ Lime, Clay, or Mineral Binders	35-45
		☐ Amosite			☐ Fibrous Glass		☒ Mineral Debris	5-10
		☐ Crocidolite			☐ Synthetic Fiber		☐ Mastic	
		☐ Tremolite			☒ Cellulosic Fiber	35-45	☐ Talc	
		☐ Actinolite			☐ Other ( )		☐ Other ( )	
020825-048	Dry wall from room 200	☐ Chrysotile		Negative for ACM	☐ Mineral Wool		☒ Lime, Clay, or Mineral Binders	20-30
		☐ Amosite			☒ Fibrous Glass	10-20	☒ Mineral Debris	50-60
		☐ Crocidolite			☐ Synthetic Fiber		☐ Mastic	
		☐ Tremolite			☐ Cellulosic Fiber		☐ Talc	
		☐ Actinolite			☐ Other ( )		☐ Other ( )	
020825-049	Dry wall from room 200	☐ Chrysotile		Negative for ACM	☐ Mineral Wool		☒ Lime, Clay, or Mineral Binders	20-30
		☐ Amosite			☒ Fibrous Glass	10-20	☒ Mineral Debris	50-60
		☐ Crocidolite			☐ Synthetic Fiber		☐ Mastic	
		☐ Tremolite			☐ Cellulosic Fiber		☐ Talc	
		☐ Actinolite			☐ Other ( )		☐ Other ( )	
020825-050	Dry wall from room 204	☐ Chrysotile		Negative for ACM	☐ Mineral Wool		☒ Lime, Clay, or Mineral Binders	20-30
		☐ Amosite			☒ Fibrous Glass	10-20	☒ Mineral Debris	50-60
		☐ Crocidolite			☐ Synthetic Fiber		☐ Mastic	
		☐ Tremolite			☐ Cellulosic Fiber		☐ Talc	
		☐ Actinolite			☐ Other ( )		☐ Other ( )	

ENVIRONMENTAL SAFETY PROFESSIONALS
21 Sylvan Drive
Brewer, Maine 04412
207-989-6848 fax 207-989-5020

BULK SAMPLE SUMMARY REPORT

Project Name: The University of Maine, Asbestos O+M Projects, Jenness Hall

Samples Submitted By: Chris Atwood — **Date Recieved:** 2/25/2008

Analyst: Chris Atwood - Bulk Analyst - (BA-0058) — **Date Analyzed:** 2/25/2008

Client Name/Address: Mr. Roger Priest, The University of Maine, Facilities Management, 5765 Service Bldg, Room 107, Orono, ME 04469

Analytical Method-**NIOSH 9002 or EPA/600/R-93/116**
Maine DEP Lab License#LB--007

Sample I.D.	Sample Description	Asbestiform Components	%		Fibrous Components	%	Non-Fibrous Components	%
020825-051	Dry wall from room 206	☐ Chrysotile		Negative for ACM	☐ Mineral Wool		☒ Lime, Clay, or Mineral Binders	20-30
		☐ Amosite			☒ Fibrous Glass	10-20	☒ Mineral Debris	50-60
		☐ Crocidolite			☐ Synthetic Fiber		☐ Mastic	
		☐ Tremolite			☐ Cellulosic Fiber		☐ Talc	
		☐ Actinolite			☐ Other ( )		☐ Other ( )	
020825-052	Dry wall from room 117	☐ Chrysotile		Negative for ACM	☐ Mineral Wool		☒ Lime, Clay, or Mineral Binders	20-30
		☐ Amosite			☒ Fibrous Glass	10-20	☒ Mineral Debris	50-60
		☐ Crocidolite			☐ Synthetic Fiber		☐ Mastic	
		☐ Tremolite			☐ Cellulosic Fiber		☐ Talc	
		☐ Actinolite			☐ Other ( )		☐ Other ( )	
020825-053	Dry wall from room 102	☐ Chrysotile		Negative for ACM	☐ Mineral Wool		☒ Lime, Clay, or Mineral Binders	20-30
		☐ Amosite			☒ Fibrous Glass	10-20	☒ Mineral Debris	50-60
		☐ Crocidolite			☐ Synthetic Fiber		☐ Mastic	
		☐ Tremolite			☐ Cellulosic Fiber		☐ Talc	
		☐ Actinolite			☐ Other ( )		☐ Other ( )	
020825-054	Dry wall from room 104	☐ Chrysotile		Negative for ACM	☐ Mineral Wool		☒ Lime, Clay, or Mineral Binders	20-30
		☐ Amosite			☒ Fibrous Glass	10-20	☒ Mineral Debris	50-60
		☐ Crocidolite			☐ Synthetic Fiber		☐ Mastic	
		☐ Tremolite			☐ Cellulosic Fiber		☐ Talc	
		☐ Actinolite			☐ Other ( )		☐ Other ( )	
020825-055	Dry wall from room 106	☐ Chrysotile		Negative for ACM	☐ Mineral Wool		☒ Lime, Clay, or Mineral Binders	20-30
		☐ Amosite			☒ Fibrous Glass	10-20	☒ Mineral Debris	50-60
		☐ Crocidolite			☐ Synthetic Fiber		☐ Mastic	
		☐ Tremolite			☐ Cellulosic Fiber		☐ Talc	
		☐ Actinolite			☐ Other ( )		☐ Other ( )	

ENVIRONMENTAL SAFETY PROFESSIONALS
21 Sylvan Drive
Brewer, Maine 04412
207-989-6848 fax 207-989-5020

BULK SAMPLE SUMMARY REPORT

Project Name The University of Maine / Asbestos O+M Projects / Jenness Hall

Samples Submitted By Chris Atwood **Date Recieved** 2/25/2008

Analyst Chris Atwood - Bulk Analyst - (BA-0058) **Date Analyzed** 2/25/2008

Client Name/Address Mr. Roger Priest / The University of Maine / Facilities Management / 5765 Service Bldg. Room 107 / Orono, ME 04469

Analytical Method-**NIOSH 9002 or EPA/600/R-93/116**
Maine DEP Lab License#LB--007

Sample I.D.	Sample Description	Asbestiform Components	%		Fibrous Components	%	Non-Fibrous Components	%
020825-056	Dry wall from room 108	☐ Chrysotile		Negative for ACM	☐ Mineral Wool		☒ Lime, Clay, or Mineral Binders	20-30
		☐ Amosite			☒ Fibrous Glass	10-20	☒ Mineral Debris	50-60
		☐ Crocidolite			☐ Synthetic Fiber		☐ Mastic	
		☐ Tremolite			☐ Cellulosic Fiber		☐ Talc	
		☐ Actinolite			☐ Other ( )		☐ Other ( )	
020825-057	Dry wall from room 108	☐ Chrysotile		Negative for ACM	☐ Mineral Wool		☒ Lime, Clay, or Mineral Binders	20-30
		☐ Amosite			☒ Fibrous Glass	10-20	☒ Mineral Debris	50-60
		☐ Crocidolite			☐ Synthetic Fiber		☐ Mastic	
		☐ Tremolite			☐ Cellulosic Fiber		☐ Talc	
		☐ Actinolite			☐ Other ( )		☐ Other ( )	
020825-058	Cove base and adhesive in 102c	☐ Chrysotile		Negative for ACM	☐ Mineral Wool		☐ Lime, Clay, or Mineral Binders	
		☐ Amosite			☒ Fibrous Glass	5-15	☒ Mineral Debris	50-60
		☐ Crocidolite			☐ Synthetic Fiber		☒ Mastic	10-20
		☐ Tremolite			☐ Cellulosic Fiber		☐ Talc	
		☐ Actinolite			☐ Other ( )		☒ Other ( )	10-20
020825-059	Cove base and adhesive in 100	☐ Chrysotile		Negative for ACM	☐ Mineral Wool		☐ Lime, Clay, or Mineral Binders	
		☐ Amosite			☒ Fibrous Glass	5-15	☒ Mineral Debris	50-60
		☐ Crocidolite			☐ Synthetic Fiber		☒ Mastic	10-20
		☐ Tremolite			☐ Cellulosic Fiber		☐ Talc	
		☐ Actinolite			☐ Other ( )		☒ Other ( )	10-20
020825-060	Cove base and adhesive in 102	☐ Chrysotile		Negative for ACM	☐ Mineral Wool		☐ Lime, Clay, or Mineral Binders	
		☐ Amosite			☒ Fibrous Glass	5-15	☒ Mineral Debris	50-60
		☐ Crocidolite			☐ Synthetic Fiber		☒ Mastic	10-20
		☐ Tremolite			☐ Cellulosic Fiber		☐ Talc	
		☐ Actinolite			☐ Other ( )		☒ Other ( )	10-20

ENVIRONMENTAL SAFETY PROFESSIONALS
21 Sylvan Drive
Brewer, Maine 04412
207-989-6848 fax 207-989-5020

BULK SAMPLE SUMMARY REPORT

Project Name: The University of Maine, Asbestos O+M Projects, Jenness Hall

Samples Submitted By: Chris Atwood — **Date Recieved:** 2/25/2008

Analyst: Chris Atwood - Bulk Analyst - (BA-0058) — **Date Analyzed:** 2/25/2008

Client Name/Address: Mr. Roger Priest, The University of Maine, Facilities Management, 5765 Service Bldg. Room 107, Orono, ME 04469

Analytical Method-**NIOSH 9002 or EPA/600/R-93/116**
Maine DEP Lab License#LB--007

Sample I.D.	Sample Description	Asbestiform Components	%		Fibrous Components	%	Non-Fibrous Components	%
020825-061	Cove base and adhesive in 104	☐ Chrysotile		Negative for ACM	☐ Mineral Wool		☐ Lime, Clay, or Mineral Binders	
		☐ Amosite			☒ Fibrous Glass	5-15	☒ Mineral Debris	50-60
		☐ Crocidolite			☐ Synthetic Fiber		☒ Mastic	10-20
		☐ Tremolite			☐ Cellulosic Fiber		☐ Talc	
		☐ Actinolite			☐ Other ( )		☒ Other ( )	10-20
020825-062	Cove base and adhesive in 104	☐ Chrysotile		Negative for ACM	☐ Mineral Wool		☐ Lime, Clay, or Mineral Binders	
		☐ Amosite			☒ Fibrous Glass	5-15	☒ Mineral Debris	50-60
		☐ Crocidolite			☐ Synthetic Fiber		☒ Mastic	10-20
		☐ Tremolite			☐ Cellulosic Fiber		☐ Talc	
		☐ Actinolite			☐ Other ( )		☒ Other ( )	10-20
020825-063	Cove base and adhesive in 107	☐ Chrysotile		Negative for ACM	☐ Mineral Wool		☐ Lime, Clay, or Mineral Binders	
		☐ Amosite			☒ Fibrous Glass	5-15	☒ Mineral Debris	50-60
		☐ Crocidolite			☐ Synthetic Fiber		☒ Mastic	10-20
		☐ Tremolite			☐ Cellulosic Fiber		☐ Talc	
		☐ Actinolite			☐ Other ( )		☒ Other ( )	10-20
020825-064	Cove base and adhesive in 226c	☐ Chrysotile		Negative for ACM	☐ Mineral Wool		☐ Lime, Clay, or Mineral Binders	
		☐ Amosite			☒ Fibrous Glass	5-15	☒ Mineral Debris	50-60
		☐ Crocidolite			☐ Synthetic Fiber		☒ Mastic	10-20
		☐ Tremolite			☐ Cellulosic Fiber		☐ Talc	
		☐ Actinolite			☐ Other ( )		☒ Other ( )	10-20
020825-065	Cove base and adhesive in 206	☐ Chrysotile		Negative for ACM	☐ Mineral Wool		☐ Lime, Clay, or Mineral Binders	
		☐ Amosite			☒ Fibrous Glass	5-15	☒ Mineral Debris	50-60
		☐ Crocidolite			☐ Synthetic Fiber		☒ Mastic	10-20
		☐ Tremolite			☐ Cellulosic Fiber		☐ Talc	
		☐ Actinolite			☐ Other ( )		☒ Other ( )	10-20

ENVIRONMENTAL SAFETY PROFESSIONALS
21 Sylvan Drive
Brewer, Maine 04412
207-989-6848 fax 207-989-5020

BULK SAMPLE SUMMARY REPORT

Project Name: The University of Maine, Asbestos O+M Projects, Jenness Hall

Samples Submitted By: Chris Atwood — **Date Recieved:** 2/25/2008

Analyst: Chris Atwood - Bulk Analyst - (BA-0058) — **Date Analyzed:** 2/25/2008

Client Name/Address: Mr. Roger Priest, The University of Maine, Facilities Management, 5765 Service Bldg, Room 107, Orono, ME 04469

Analytical Method-**NIOSH 9002 or EPA/600/R-93/116**
Maine DEP Lab License#LB--007

Sample I.D.	Sample Description	Asbestiform Components	%		Fibrous Components	%	Non-Fibrous Components	%
020825-066	Cove base and adhesive in 209	☐ Chrysotile		Negative for ACM	☐ Mineral Wool		☐ Lime, Clay, or Mineral Binders	
		☐ Amosite			☒ Fibrous Glass	5-15	☒ Mineral Debris	50-60
		☐ Crocidolite			☐ Synthetic Fiber		☒ Mastic	10-20
		☐ Tremolite			☐ Cellulosic Fiber		☐ Talc	
		☐ Actinolite			☐ Other ( )		☒ Other ( )	10-20
020825-067	Cove base and adhesive in 303	☐ Chrysotile		Negative for ACM	☐ Mineral Wool		☐ Lime, Clay, or Mineral Binders	
		☐ Amosite			☒ Fibrous Glass	5-15	☒ Mineral Debris	50-60
		☐ Crocidolite			☐ Synthetic Fiber		☒ Mastic	10-20
		☐ Tremolite			☐ Cellulosic Fiber		☐ Talc	
		☐ Actinolite			☐ Other ( )		☒ Other ( )	10-20
020825-068	Cove base and adhesive in 305	☐ Chrysotile		Negative for ACM	☐ Mineral Wool		☐ Lime, Clay, or Mineral Binders	
		☐ Amosite			☒ Fibrous Glass	5-15	☒ Mineral Debris	50-60
		☐ Crocidolite			☐ Synthetic Fiber		☒ Mastic	10-20
		☐ Tremolite			☐ Cellulosic Fiber		☐ Talc	
		☐ Actinolite			☐ Other ( )		☒ Other ( )	10-20
020825-069	Cove base and adhesive in 313	☐ Chrysotile		Negative for ACM	☐ Mineral Wool		☐ Lime, Clay, or Mineral Binders	
		☐ Amosite			☒ Fibrous Glass	5-15	☒ Mineral Debris	50-60
		☐ Crocidolite			☐ Synthetic Fiber		☒ Mastic	10-20
		☐ Tremolite			☐ Cellulosic Fiber		☐ Talc	
		☐ Actinolite			☐ Other ( )		☒ Other ( )	10-20

Appendix C; Building Drawings

Computer aided drawings are included to help identify the locations of asbestos within the functional spaces of the building. With a few exception, only building materials identified as asbestos containing are represented on the drawing. A legend describing the various designations for asbestos material types can be found on each drawing. Floor materials and ceiling materials are identified by colored cross hatching, duct insulation and ducts containing asbestos duct tape are represented by two types of dashed lines and asbestos pipe insulation is identified by a solid red line. Sample locations are represented with a red sample number for positive samples and a blue number for non-asbestos.

Easily identified fiberglass insulation was not sampled and can be safely assumed to be non-asbestos containing. No attempt was made to locate this material on the drawings. A type of non-asbestos pipe insulation referred to as "cal-sil" is a hard lag non-asbestos material which is not readily distinguishable from the asbestos containing hard lag pipe cover. This material, where identified, may be represented on the drawings as blue lines or may be absent, at the discretion of the inspector.

Drawings are intended as a supplement to the the summary of findings and other sections of the full report and should be used in conjunction with the full body of information. Several materials are suspected to exist inside inaccessible ceiling spaces and are not represented on the drawings. The scale of the drawings also limit the detail of the materials represented.

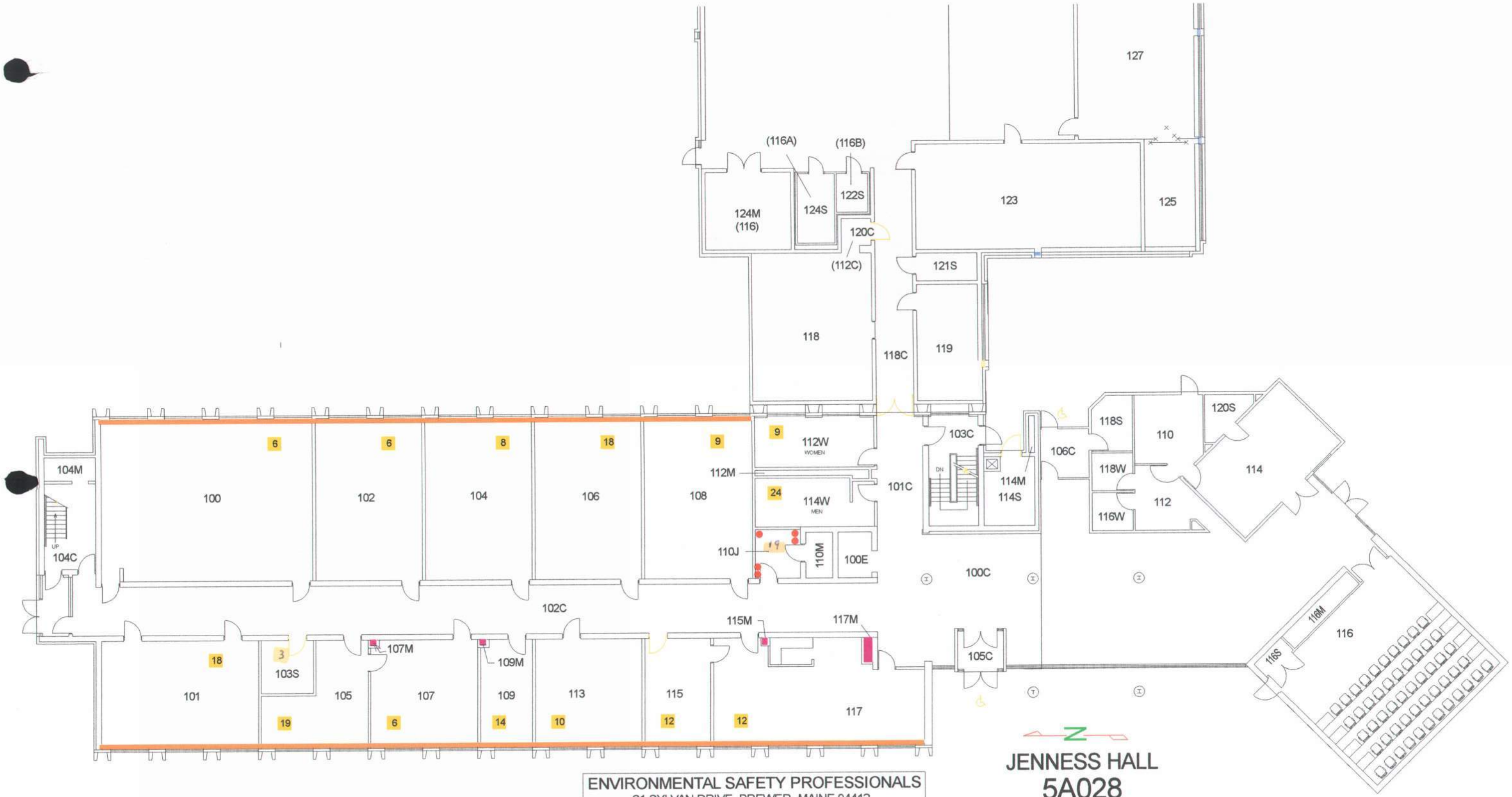

ENVIRONMENTAL SAFETY PROFESSIONALS
21 SYLVAN DRIVE, BREWER, MAINE 04412
(207)989-6848

12	ACM MUDDED ELBOWS & JOINTS
●	ACM PIPE RISERS
▬	ACM TRANSITE BOARD: HOODS, DUCTS, PIPE, WALLS
▬	ACM SPRAY-ON

DRAWING NOT TO SCALE

JENNESS HALL
5A028
FIRST FLOOR PLAN

0' 10' 20' 30'
GRAPHIC SCALE

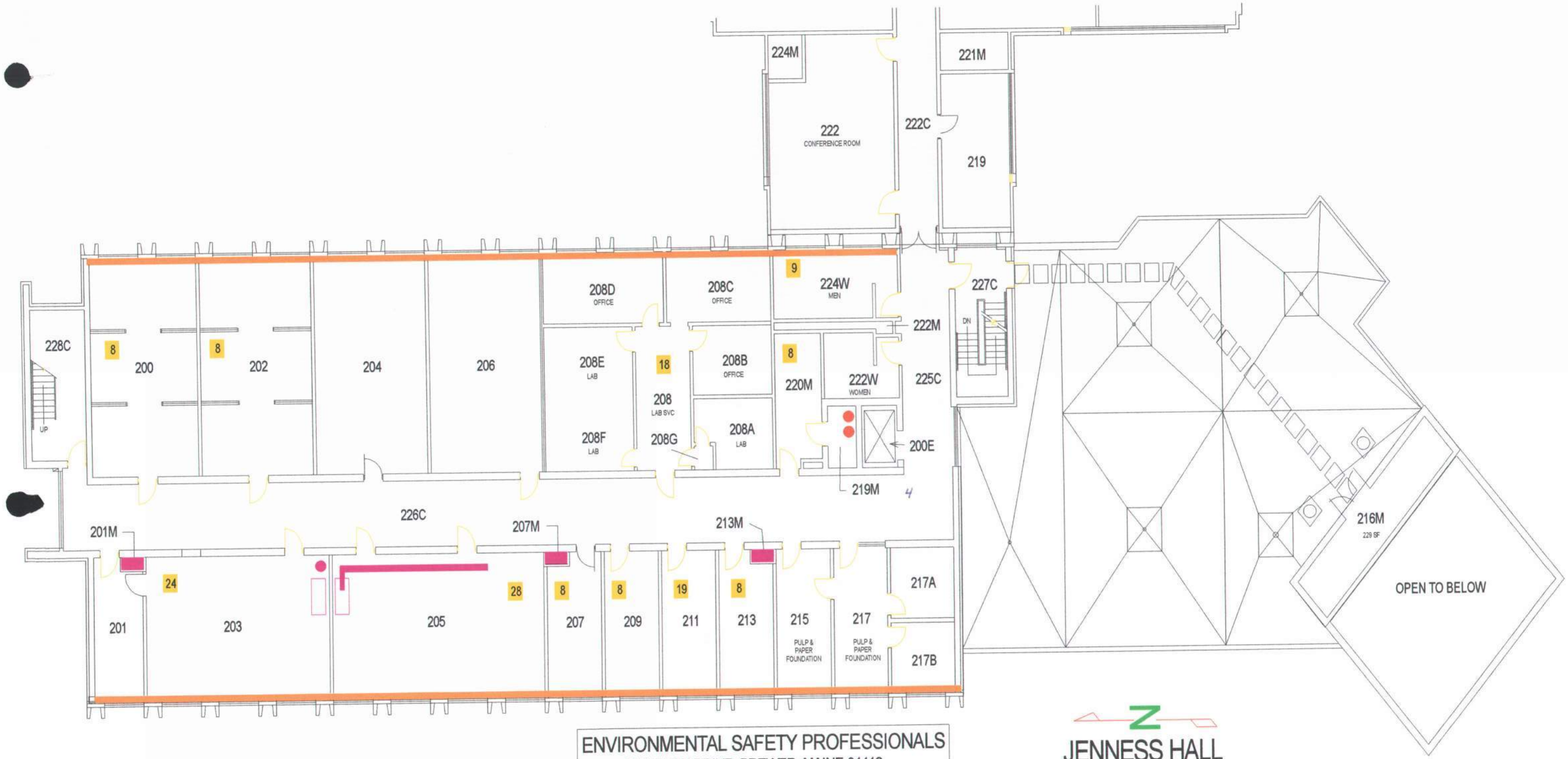

ENVIRONMENTAL SAFETY PROFESSIONALS
21 SYLVAN DRIVE, BREWER, MAINE 04412
(207)898-6848

- 8 — ACM MUDDED ELBOWS & JOINTS
- ACM PIPE RISERS
- ACM TRANSITE BOARDS: HOODS, DUCTS, PIPE, WALLS
- ACM SPRAY-ON

DRAWING NOT TO SCALE

N

JENNESS HALL
5A028
SECOND FLOOR PLAN

0' 10' 20' 30'
GRAPHIC SCALE



ENVIRONMENTAL SAFETY PROFESSIONALS

21 SYLVAN DRIVE, BREWER, MAINE 04412
(207)989-6848

6	ACM MUDDED ELBOWS & JOINTS
	ACM TRANSITE BOARD: HOODS, DUCTS, PIPE, WALLS
	ACM SPRAY-ON

DRAWING NOT TO SCALE

JENNESS HALL
5A028
THIRD FLOOR PLAN

0' 10' 20' 30'
GRAPHIC SCALE

Appendix D; Documentation of Qualifications

Environmental Safety Professionals maintains documentation of qualifications that will be provided upon request and also with the Asbestos Coordinator at Facilities Management.

Appendix E; Quality Assurance

Environmental Safety Professionals personnel involved with sample collection and analysis participate in proficiency testing and extensive annual refresher training. ESP participates in the AIHA proficiency program for analytical testing. All samples are analyzed by technicians that participate and are rated proficient. Documentation will be provided upon request.

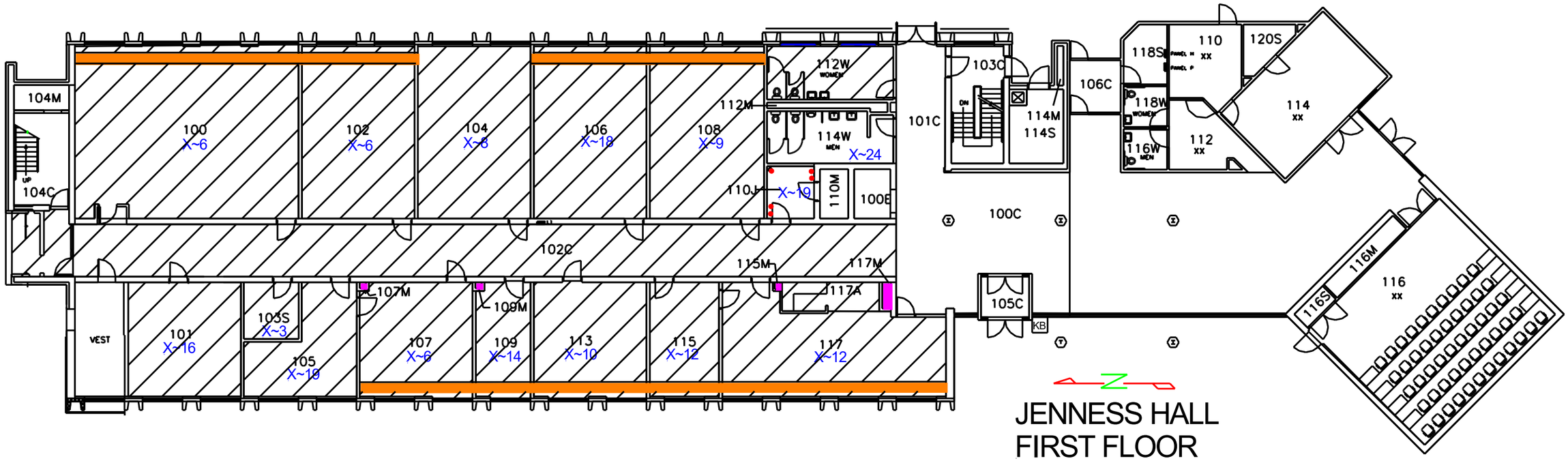

ENVIRONMENTAL SAFETY PROFESSIONALS
21 SYLVAN DRIVE, BREWER, MAINE 04412
(207)989-6848

X~2 ACM MUDDED ELBOWS & JOINTS

ACM PIPE RISERS

ACM TRANSITE BOARD, HOODS, DUCTS PIPE, WALLS

ACM SPRAY-ON

BLACK FLOOR MASTIC

NOT TO SCALE

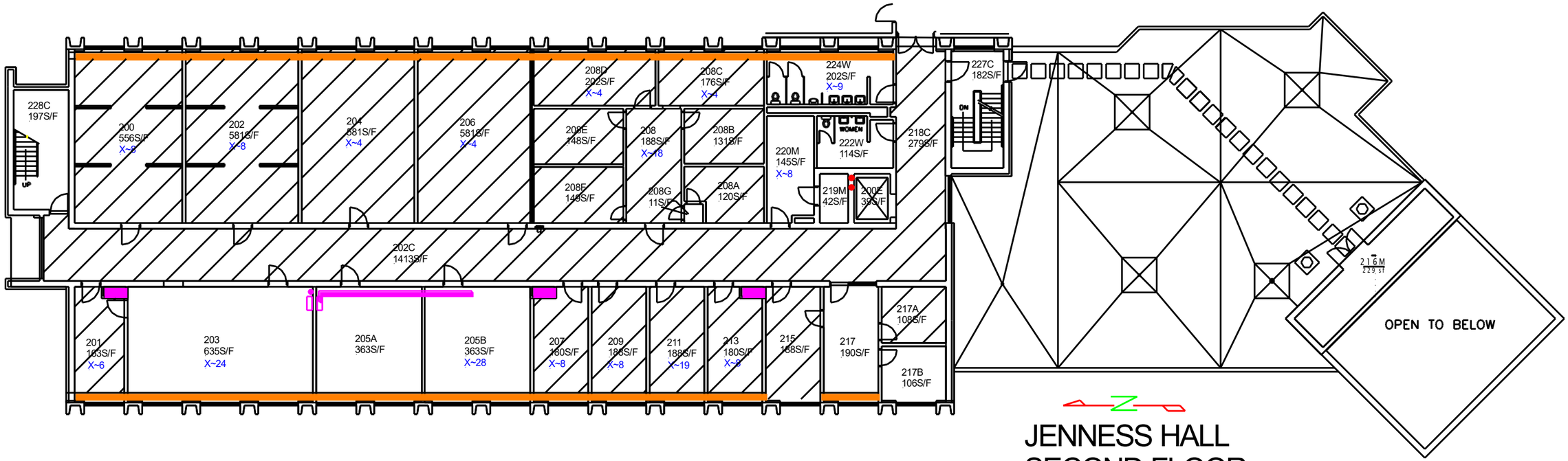

JENNESS HALL
SECOND FLOOR

ENVIRONMENTAL SAFETY PROFESSIONALS
21 SYLVAN DRIVE, BREWER, MAINE 04412
(207)989-6848

X~2 ACM MUDDED ELBOWS & JOINTS

ACM PIPE RISERS

ACM TRANSITE BOARD, HOODS, DUCTS PIPE, WALLS

ACM SPRAY-ON

BLACK FLOOR MASTIC

NOT TO SCALE

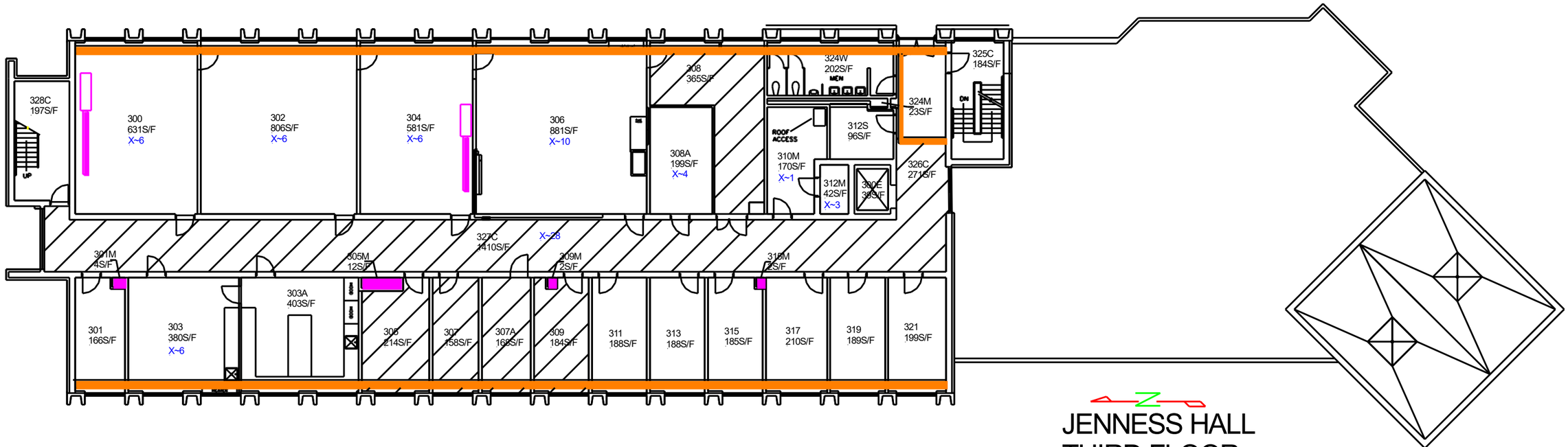

JENNESS HALL
THIRD FLOOR

ENVIRONMENTAL SAFETY PROFESSIONALS
21 SYLVAN DRIVE, BREWER, MAINE 04412
(207)989-6848

X~2 ACM MUDDED ELBOWS & JOINTS

ACM TRANSITE BOARD, HOODS, DUCTS PIPE, WALLS

ACM SPRAY-ON

BLACK FLOOR MASTIC

NOT TO SCALE

SECTION 078100

APPLIED FIREPROOFING

PART 1 - GENERAL

1.1 GENERAL PROVISIONS

A. Attention is directed to the CONTRACT AND GENERAL CONDITIONS and all Sections within DIVISION 01 - GENERAL REQUIREMENTS which are hereby made a part of this Section of the Specifications.

1.2 DESCRIPTION OF WORK

A. Work Included: Provide labor, materials and equipment necessary to complete the work of this Section, including but not limited to the following:

1. Standard Durability sprayed fire-resistive materials for concealed spaces not exposed to view or weather, non-high-rise construction.
2. High Durability sprayed fire-resistive material, for exposed spaces, including transformer rooms, electric rooms, elevator machine rooms, loading areas, and parking areas exposed to weather, and the flood storage area. Suitable for both high-rise and non-high rise construction.
3. Exposed thin-film mastic and intumescent fire-resistive coatings.
4. Patching existing fireproofing as required by new construction activities, and at areas where fireproofing is missing in existing construction.

1.3 SUBMITTALS

A. Product Data: For each type of product indicated.

B. Shop Drawings: Structural framing plans indicating the following:

1. Locations and types of surface preparations required before applying sprayed fire-resistive material.
2. Extent of sprayed fire-resistive material for each construction and fire-resistance rating, including the following:

a. Applicable fire-resistance design designations of a qualified testing and inspecting agency acceptable to authorities having jurisdiction.
b. Minimum thicknesses needed to achieve required fire-resistance ratings of structural components and assemblies.

3. Treatment of sprayed fire-resistive material after application.

C. Samples for Verification: For each type of colored, exposed sprayed fire-resistive material, two Samples, each 4 inches square, of each color, texture, and material formulation to be applied. Where finishes involve normal color and texture variations, include Sample sets showing the full range of variations expected.

D. Qualification Data: For Installer, manufacturer, and testing agency.

E. Compatibility and Adhesion Test Reports: From sprayed fire-resistive material manufacturer indicating the following:

1. Materials have been tested for bond with substrates.
2. Materials have been verified by sprayed fire-resistive material manufacturer to be compatible with substrate primers and coatings.
3. Interpretation of test results and written recommendations for primers and substrate preparation needed for adhesion.

F. Product Test Reports: Based on evaluation of comprehensive tests performed by a qualified testing agency, for proposed sprayed fire-resistive materials.

1. Engineering Evaluation: Provide engineering evaluation of modification of submitted fire-resistance design, if required to comply with required fire-test-response characteristics, specified under Quality Assurance Article herein.

1.4 QUALITY ASSURANCE

A. Installer Qualifications: A firm or individual certified, licensed, or otherwise qualified by sprayed fire-resistive material manufacturer as experienced and with sufficient trained staff to install manufacturer's products according to specified requirements. A manufacturer's willingness to sell its sprayed fire-resistive materials to Contractor or to an installer engaged by Contractor does not in itself confer qualification on the buyer.

B. Testing Agency Qualifications: An independent approved testing agency, acceptable to authorities having jurisdiction, with the experience and capability to conduct the testing indicated, as documented in accordance with local State Building Code.

C. Source Limitations: Obtain sprayed fire-resistive materials through one source from a single manufacturer for each type of material.

D. Sprayed Fire-Resistive Materials Testing: By an approved testing and inspecting agency engaged by Contractor or manufacturer to test for compliance with specified requirements for performance and test methods.

1. Sprayed fire-resistive materials are randomly selected for testing from bags bearing the applicable classification marking of UL or another testing and inspecting agency acceptable to authorities having jurisdiction.
2. Testing is performed on specimens of sprayed fire-resistive materials that comply with laboratory testing requirements specified in Part 2 and are otherwise identical to installed fire-resistive materials, including application of accelerant, sealers, topcoats, tamping, troweling, rolling, and water overspray, if any of these are used in final application.
3. Testing is performed on specimens whose application the independent testing and inspecting agency witnessed during preparation and conditioning. Include in test reports a full description of preparation and conditioning of laboratory test specimens.

E. Compatibility and Adhesion Testing: Engage a qualified testing and inspecting agency to test for compliance with requirements for specified performance and test methods.

1. Test for bond per ASTM E 736 and requirements in UL's "Fire Resistance Directory" for coating materials. Provide bond strength indicated in referenced fire-resistance design, but not less than minimum specified in Part 2.
2. Verify that manufacturer, through its own laboratory testing or field experience, has not found primers or coatings to be incompatible with sprayed fire-resistive material.

F. Fire-Test-Response Characteristics: Provide sprayed fire-resistive materials with the fire-test-response characteristics indicated, as determined by testing identical products per test method indicated below by UL or another testing and inspecting agency acceptable to authorities having jurisdiction. Identify bags containing sprayed fire-resistive materials with appropriate markings of applicable testing and inspecting agency.

1. Fire-Resistance Ratings: Indicated by design designations from UL's "Fire Resistance Directory" or from the listings of another testing and inspecting agency acceptable to authorities having jurisdiction, for sprayed fire-resistive material serving as direct-applied protection tested per ASTM E 119.

   a. Steel members shall be considered restrained unless specifically noted otherwise. Structural design capacity for framing members shall be assumed as “fully-loaded”. Non-load restricted fire-resistance designs shall be utilized for steel beams and joists requiring more than a 1 hour rating. Fire-resistance designs that indicate a load restriction factor are not permitted for steel beams and joists requiring more than a 1 hour rating.
   b. As required by Code, the individual beam and joist must match the assembly rating ratings.

2. Surface-Burning Characteristics: ASTM E 84, limits in accordance with applicable local Building Code.

G. Provide products containing no detectable asbestos as determined according to the method specified in 40 CFR 763, Subpart E, Appendix E, Section 1, "Polarized Light Microscopy."

H. Code-Required Inspections: Notify Architect and Owner’s independent testing agency a minimum of 72 hours prior to commencing work of this Section, for Code-required special inspections.

I. Mockups, for Intumescent Only: Build mockups to verify selections made under Sample submittals and to demonstrate aesthetic effects and to set quality standards for materials and execution.

1. Build mockup of each required finish as shown on Drawings.
2. Approval of mockups does not constitute approval of deviations from the Contract Documents contained in mockups unless Architect specifically approves such deviations in writing.
3. Subject to compliance with requirements, approved mockups may become part of the completed Work if undisturbed at time of Substantial Completion.

J. Preinstallation Conference: Conduct conference at Project site to comply with requirements in Division 01. Review methods and procedures related to sprayed fire-resistive materials including, but not limited to, the following:

1. Review and finalize construction schedule and verify sequencing and coordination requirements.

1.5 DELIVERY, STORAGE, AND HANDLING

A. Deliver products to Project site in original, unopened packages with intact and legible manufacturers' labels identifying product and manufacturer, date of manufacture, shelf life if applicable, and fire-resistance ratings applicable to Project.

B. Use materials with limited shelf life within period indicated. Remove from Project site and discard materials whose shelf life has expired.

C. Store materials inside, under cover, aboveground, and kept dry until ready for use. Remove from Project site and discard wet or deteriorated materials.

1.6 PROJECT CONDITIONS

A. Environmental Limitations: Do not apply sprayed fire-resistive material when ambient or substrate temperature is 40 deg F or lower unless temporary protection and heat is provided to maintain temperature at or above this level for 24 hours before, during, and for 24 hours after product application.

B. Ventilation: Ventilate building spaces during and after application of sprayed fire-resistive material. Use natural means or, if they are inadequate, forced-air circulation until fire-resistive material dries thoroughly. Comply with manufacturer’s recommended ventilation procedures.

1.7 COORDINATION

A. Sequence and coordinate application of sprayed fire-resistive materials with other related work specified in other Sections to comply with the following requirements:

1. Provide temporary enclosure as required to confine spraying operations and protect the environment.
2. Provide temporary enclosures for applications to prevent deterioration of fire-resistive material due to exposure to weather and to unfavorable ambient conditions for humidity, temperature, and ventilation.
3. Avoid unnecessary exposure of fire-resistive material to abrasion and other damage likely to occur during construction operations subsequent to its application.
4. Do not apply fire-resistive material to metal roof deck substrates until concrete topping, if any, has been completed. For metal roof decks without concrete topping, do not apply fire-resistive material to metal roof deck substrates until roofing has been completed; prohibit roof traffic during application and drying of fire-resistive material.
5. Do not apply fire-resistive material to metal floor deck substrates until concrete topping has been completed.
6. Except for thin-film intumescent fireproofing, do not begin applying fire-resistive material until clips, hangers, supports, sleeves, and other items penetrating fire protection are in place.
7. Defer installing ducts, piping, and other items that would interfere with applying fire-resistive material until application of fire protection is completed.
8. Do not install enclosing or concealing construction until after fire-resistive material has been applied, inspected, and tested and corrections have been made to defective applications.

1.8 WARRANTY

A. Special Warranty: Manufacturer's standard form, signed by Contractor and by Installer, in which manufacturer agrees to repair or replace sprayed fire-resistive materials that fail in materials or workmanship within specified warranty period. Failures include, but are not limited to, the following:

1. Cracking, flaking, spalling, or eroding in excess of specified requirements; peeling; or delaminating of sprayed fire-resistive materials from substrates.
2. Not covered under the warranty are failures due to damage by occupants and the Owner's maintenance personnel, exposure to environmental conditions other than those

investigated and approved during fire-response testing, and other causes not reasonably foreseeable under conditions of normal use.

B. Warranty Period: Two years from date of Substantial Completion.

PART 2 - PRODUCTS

2.1 STANDARD DURABILITY SPRAYED FIRE-RESISTIVE MATERIALS

A. General: For standard density sprayed fire-resistive materials, provide manufacturer's standard products complying with requirements indicated for material composition and physical properties representative of installed products.

1. Available Manufacturers: Subject to compliance with requirements, manufacturers offering products that may be incorporated into the Work include, but are not limited to, the following:

    a. Carboline Company, subsidiary of RPM International, Fireproofing Products Div.; AD Southwest Fireproofing Type 5GP.
    b. GCP Applied Technologies (formerly W.R. Grace); Monokote Type MK-6/HY.
    c. Isolatek International, Cafco Products; Cafco 300.

B. Material Composition: Cementitious sprayed fire-resistive material consisting of factory-mixed, dry formulation of portland cement binders and lightweight mineral or synthetic aggregates mixed with water at Project site to form a slurry or mortar for conveyance and application, per ASTM E 1513.

C. Physical Properties: Minimum values, unless otherwise indicated, or higher values required to attain designated fire-resistance ratings, measured per standard test methods referenced with each property as follows:

1. Dry Density: 15 lb/cu. ft. for average and individual densities regardless of density indicated in referenced fire-resistance design, or greater if required to attain fire-resistance ratings indicated, per ASTM E 605 or AWCI Technical Manual 12-A, Section 5.4.5, "Displacement Method."
2. Thickness: Provide minimum average thickness required for fire-resistance design indicated according to the following criteria, but not less than 0.375 inch, per ASTM E 605:

    a. Where the referenced fire-resistance design lists a thickness of 1 inch or greater, the minimum allowable individual thickness of sprayed fire-resistive material is the design thickness minus 0.25 inch.
    b. Where the referenced fire-resistance design lists a thickness of less than 1 inch but more than 0.375 inch, the minimum allowable individual thickness of sprayed fire-resistive material is the greater of 0.375 inch or 75 percent of the design thickness.
    c. No reduction in average thickness is permitted for those fire-resistance designs whose fire-resistance ratings were established at densities of less than 15 lb/cu. ft.

3. Bond Strength: 150 lbf/sq. ft. minimum per ASTM E 736 under the following conditions:

    a. Field test sprayed fire-resistive material that is applied to flanges of wide-flange, structural-steel members on surfaces matching those that will exist for remainder of steel receiving fire-resistive material.

b. If surfaces of structural steel receiving sprayed fire-resistive material are primed or otherwise painted for coating materials, perform series of bond tests in accordance with ASTM E736 while using criteria of acceptance in UL's "Fire Resistance Directory."
c. Minimum thickness of sprayed fire-resistive material tested in laboratory shall be 0.75 inch.

4. Compressive Strength: 10 lbf/sq. in. as determined in the laboratory per ASTM E 761. Minimum thickness of sprayed fire-resistive material tested shall be 0.75 inch and minimum dry density shall be as specified, but not less than 15 lb/cu. ft.
5. Corrosion Resistance: No evidence of corrosion per ASTM E 937.
6. Deflection: No cracking, spalling, or delamination per ASTM E 759.
7. Effect of Impact on Bonding: No cracking, spalling, or delamination per ASTM E 760.
8. Air Erosion: Maximum weight loss of 0.025 g/sq. ft. in 24 hours per ASTM E 859. For laboratory tests, minimum thickness of sprayed fire-resistive material is 0.75 inch maximum dry density is 15 lb/cu. ft. test specimens are not prepurged by mechanically induced air velocities, and tests are terminated after 24 hours.
9. Fungal Resistance: No observed growth on specimens per ASTM G 21.

2.2 MEDIUM-DURABILITY CEMENTITIOUS SPRAYED FIRE-RESISTIVE MATERIALS

A. General: For medium-density sprayed fire-resistive materials for interior spaces exposed to view and abrasion (in final construction) but not to weather, provide manufacturer's standard products complying with requirements indicated for material composition and for minimum physical properties of each product listed, measured by standard test methods referenced with each property.

1. Available Manufacturers: Subject to compliance with requirements, manufacturers offering products that may be incorporated into the Work include, but are not limited to, the following:

a. Carboline Company; Southwest Type 7GP.
b. GCP Applied Technologies (formerly W.R. Grace); Monokote Type Z-106/HY.
c. Isolatek International; Cafco 400 or Cafco 400 AC.

B. Material Composition: Cementitious sprayed fire-resistive material consisting of factory-mixed, dry formulation of portland cement binders and lightweight mineral or synthetic aggregates mixed with water at Project site to form a slurry or mortar for conveyance and application, per ASTM E 1513.

C. Physical Properties: Minimum values, unless otherwise indicated, or higher values required to attain designated fire-resistance ratings, measured per standard test methods referenced with each property as follows:

1. Dry Density: 22 lb/cu. ft. for average and individual densities regardless of density indicated in referenced fire-resistance design, or greater if required to attain fire-resistance ratings indicated, per ASTM E 605 or AWCI Technical Manual 12-A, Section 5.4.5, "Displacement Method."
2. Thickness: Provide minimum average thickness required for fire-resistance design indicated according to the following criteria, but not less than 0.375 inch, per ASTM E 605:

a. Where the referenced fire-resistance design lists a thickness of 1 inch or greater, the minimum allowable individual thickness of sprayed fire-resistive material is the design thickness minus 0.25 inch.

b. Where the referenced fire-resistance design lists a thickness of less than 1 inch but more than 0.375 inch, the minimum allowable individual thickness of sprayed fire-resistive material is the greater of 0.375 inch or 75 percent of the design thickness.
c. No reduction in average thickness is permitted for those fire-resistance designs whose fire-resistance ratings were established at densities of less than 22 lb/cu. ft.

3. Bond Strength: 430 lbf/sq. ft. minimum per ASTM E 736 under the following conditions:

a. Field test sprayed fire-resistive material that is applied to flanges of wide-flange, structural-steel members on surfaces matching those that will exist for remainder of steel receiving fire-resistive material.
b. If surfaces of structural steel receiving sprayed fire-resistive material are primed or otherwise painted for coating materials, perform series of bond tests in accordance with ASTM E736 while using criteria of acceptance in UL's "Fire Resistance Directory."
c. Minimum thickness of sprayed fire-resistive material tested in laboratory shall be 0.75 inch.

4. Compressive Strength: 100 psi as determined in the laboratory per ASTM E 761. Minimum thickness of sprayed fire-resistive material tested shall be 0.75 inch and minimum dry density shall be as specified, but not less than 22 lb/cu. ft.
5. Corrosion Resistance: No evidence of corrosion per ASTM E 937.
6. Deflection: No cracking, spalling, or delamination per ASTM E 759.
7. Effect of Impact on Bonding: No cracking, spalling, or delamination per ASTM E 760.
8. Air Erosion: Maximum weight loss of 0.025 g/sq. ft. in 24 hours per ASTM E 859. For laboratory tests, minimum thickness of sprayed fire-resistive material is 0.75 inch maximum dry density is 15 lb/cu. ft. test specimens are not prepurged by mechanically induced air velocities, and tests are terminated after 24 hours.
9. Fungal Resistance: No observed growth on specimens per ASTM G 21.

2.3 EXPOSED THIN-FILM MASTIC AND INTUMESCENT FIRE-RESISTIVE COATINGS (MIFRC)

A. Thin-Film Mastic and Intumescent Fire-Resistive Coating: Manufacturer’s standard factory-mixed formulations, complying with indicated fire-resistance design.

1. Thickness: As required for fire-resistance design indicated, measured in accordance with requirements of fire-resistance design.
2. Approved by manufacturer and authorities having jurisdiction for interior or exterior use.
3. Multicomponent system consisting of primer, intumescent base coat, and topcoat.
4. Comply with applicable VOC requirements and meet OTC emission regulations.

B. Conditioned Interior Space Conditions: Coatings limited to interior climate controlled spaces having no exposure to condensation, and where the relative humidity and temperature are controlled according to the manufacturers recommendations or to not more than 75 percent, which ever is less, during the application and curing of the coating, the construction and the occupancy of the building.

1. Carboline; Thermo-Sorb VOC without topcoat (solvent-based).
2. Isolatek International; Cafco FireSolve SB, topcoat optional (solvent-based).
3. Isolatek International; Cafco SprayFilm WB 5, topcoat optional (water-based).
4. Sherwin Williams; Firetex FX5120, without topcoat (water-based).

C. Interior General Use Conditions: Coatings limited to interior service where protection of the coating during application and curing, the construction and the occupancy of the building are as recommended by the product manufacturer for the specific application.

1. Carboline; A/D Firefilm III (water-based).
2. Carboline; Thermo-Sorb VOC (solvent-based).
3. Isolatek International; Cafco FireSolve SB, topcoat required (solvent-based).
4. Isolatek International; Cafco SprayFilm WB-5, topcoat optional.

D. Exterior Use Conditions: Coatings for exterior use or interior use where exterior environmental conditions exist.

1. Carboline.; Thermo-Lag E100 or E110 S, with topcoat (epoxy-based).
2. International Paint; Interchar 212, with topcoat (epoxy-based).
3. Isolatek International; Cafco SprayFilm-WB 4, with Topseal (water-based).

2.4 PATCHING EXISTING FIREPROOFING

A. Patch Kit: Patch existing fireproofing disturbed by construction activities and areas with missing fireproofing in the area of work. Use patching materials and methods per products listed in the UL directory. Areas more than 1 square foot in area will require spray application with patch pump.

1. Installer shall examine materials on site to identify original product; typically existing materials can be identified by appearance, color or size of vermiculite.
2. Verify compatibility with existing fireproofing.
3. Materials shall comply with recommendations in "UL Requirements for Patching SFRM."

2.5 AUXILIARY FIRE-RESISTIVE MATERIALS

A. General: Provide auxiliary fire-resistive materials that are compatible with sprayed fire-resistive materials and substrates and are approved by UL or another testing and inspecting agency acceptable to authorities having jurisdiction for use in fire-resistance designs indicated.

B. Substrate Primers: For use on each substrate and with each sprayed fire-resistive product, provide primer that complies with one or more of the following requirements:

1. Primer's bond strength complies with requirements specified in UL's "Fire Resistance Directory," for coating materials based on a series of bond tests per ASTM E 736.
2. Primer is identical to those used in assemblies tested for fire-test-response characteristics of sprayed fire-resistive material per ASTM E 119 by UL or another testing and inspecting agency acceptable to authorities having jurisdiction.

C. Adhesive for Bonding Fire-Resistive Material: Product approved by manufacturer of sprayed fire-resistive material.

D. Metal Lath, for Use with Cementitious Coatings: Expanded metal lath fabricated from material of weight, configuration, and finish required to comply with fire-resistance designs indicated and fire-resistive material manufacturer's written recommendations. Include clips, lathing accessories, corner beads, and other anchorage devices required to attach lath to substrates and to receive sprayed fire-resistive material.

E. Sealers, for Use with Cementitious Coatings: Where sprayed fire-resistive material is subject to excessive air movement, including plenums, shafts, and areas adjacent to supply or exhaust air

devices, apply a manufacturer-approved sealer in accordance with the fireproofing manufacturer's published instructions.

F. Reinforcing Fabric, for Use with Intumescent Coatings: Glass-fiber fabric of type, weight, and form required to comply with fire-resistance designs indicated, approved by manufacturer of thin-film mastic and intumescent coating fire-resistive material.

G. Topcoats, for Intumescent Coatings: Fireproofing manufacturer's recommended topcoats for exposed intumescent fireproofing, for each fire-resistance design.

1. Custom Color and Gloss: Match Architect's samples.

PART 3 - EXECUTION

3.1 EXAMINATION

A. Examine substrates, areas, and conditions, with Installer present, for compliance with requirements for substrates and other conditions affecting performance of work. A substrate is in satisfactory condition if it complies with the following:

1. Substrates comply with requirements in the Section where the substrate and related materials and construction are specified.
2. Substrates are free of dirt, oil, grease, release agents, rolling compounds, mill scale, loose scale, incompatible primers, incompatible paints, incompatible encapsulants, or other foreign substances capable of impairing bond of fire-resistive materials with substrates under conditions of normal use or fire exposure.
3. Objects penetrating fire-resistive material, including clips, hangers, support sleeves, and similar items, are securely attached to substrates.
4. Substrates are not obstructed by ducts, piping, equipment, and other suspended construction that will interfere with applying fire-resistive material.

B. Verify that concrete work on steel deck has been completed.

C. Verify that roof construction, installation of rooftop HVAC equipment, and other related work are completed.

D. Conduct tests according to fire-resistive material manufacturer's written recommendations to verify that substrates are free of substances capable of interfering with bond.

E. Proceed with installation only after unsatisfactory conditions have been corrected.

3.2 PREPARATION

A. Cover other work subject to damage from fallout or overspray of fire-resistive materials during application.

B. Clean substrates of substances that could impair bond of fire-resistive material, including dirt, oil, grease, release agents, rolling compounds, mill scale, loose scale, and incompatible primers, paints, and encapsulants.

C. For exposed applications, repair substrates to remove surface imperfections that could affect uniformity of texture and thickness in finished surface of sprayed fire-resistive material. Remove minor projections and fill voids that would telegraph through fire-resistive products after application.

3.3 APPLICATION, GENERAL

A. Comply with fire-resistive material manufacturer's written instructions for mixing materials, application procedures, and types of equipment used to mix, convey, and spray on fire-resistive material, as applicable to particular conditions of installation and as required to achieve fire-resistance ratings indicated.

B. Apply sprayed fire-resistive material that is identical to products tested as specified in Part 1 "Quality Assurance" Article and substantiated by test reports, with respect to rate of application, accelerator use, sealers, topcoats, tamping, troweling, water overspray, or other materials and procedures affecting test results.

C. Install metal lath and reinforcing fabric, as required, to comply with fire-resistance ratings and fire-resistive material manufacturer's written recommendations for conditions of exposure and intended use. Securely attach lath and fabric to substrate in position required for support and reinforcement of fire-resistive material. Use anchorage devices of type recommended in writing by sprayed fire-resistive material manufacturer. Attach accessories where indicated or required for secure attachment of lath and fabric to substrate.

D. Coat substrates with bonding adhesive before applying fire-resistive material where required to achieve fire-resistance rating or as recommended in writing by sprayed fire-resistive material manufacturer for material and application indicated.

E. Extend fire-resistive material in full thickness over entire area of each substrate to be protected. Unless otherwise recommended in writing by sprayed fire-resistive material manufacturer, install body of fire-resistive covering in a single course.

F. Spray apply fire-resistive materials to maximum extent possible. Following the spraying operation in each area, complete the coverage by trowel application or other placement method recommended in writing by sprayed fire-resistive material manufacturer.

G. Where sealers are used, apply products that are tinted to differentiate them from sprayed fire-resistive material over which they are applied.

3.4 APPLICATION, CONCEALED SPRAYED FIRE-RESISTIVE MATERIALS

A. Apply concealed sprayed fire-resistive material in thicknesses and densities not less than those required to achieve fire-resistance ratings designated for each condition.

B. Cure concealed sprayed fire-resistive material according to product manufacturer's written recommendations.

3.5 APPLICATION, EXPOSED SPRAYED FIRE-RESISTIVE MATERIALS

A. Apply exposed sprayed fire-resistive material in thicknesses and densities not less than those required to achieve fire-resistance ratings designated for each condition, but apply in greater thicknesses and densities if indicated.

B. Provide a uniform finish complying with description indicated for each type of material and matching Architect's sample or, if none, finish approved for field-erected mockup.

C. Apply exposed cementitious sprayed fire-resistive materials to produce the following finish:

1. Even, spray-textured finish, produced by rolling flat surfaces of fire-protected members with a damp paint roller to remove drippings and excessive roughness.

D. Cure exposed sprayed fire-resistive material according to product manufacturer's written recommendations.

3.6 APPLICATION, EXPOSED MASTIC AND INTUMESCENT FIRE-RESISTIVE COATINGS

A. Apply exposed thin-film mastic and intumescent fire-resistive coatings in thicknesses and densities not less than those required to achieve fire-resistance ratings designated for each condition.

B. Apply mastic and intumescent fire-resistive coating as follows:

1. Install reinforcing fabric as required to obtain designated fire-resistance rating and where indicated.
2. Finish: Even, spray-textured finish produced by lightly rolling flat surfaces of fire-protected members before fire-resistive material dries, to smooth out surface irregularities and to seal in surface fibers.

3.7 FIELD QUALITY CONTROL

A. Testing Agency: Owner will engage a qualified testing agency to perform tests and inspections and prepare test reports, as required by 2021 IBC 1705.15.

1. Cooperate with testing agency, provide access.

B. Remove and replace applications of sprayed fire-resistive material that do not pass tests and inspections for cohesion and adhesion, for density, or for both and retest as specified above.

C. Apply additional sprayed fire-resistive material, per manufacturer's written instructions, where test results indicate that thickness does not comply with specified requirements, and retest as specified above.

D. Field inspect intumescent materials in accordance with AWCI Tech Manual 12B.

3.8 CLEANING, PROTECTING, AND REPAIR

A. Cleaning: Immediately after completing spraying operations in each containable area of Project, remove material overspray and fallout from surfaces of other construction and clean exposed surfaces to remove evidence of soiling.

B. Protect sprayed fire-resistive material, according to advice of product manufacturer and Installer, from damage resulting from construction operations or other causes so fire protection will be without damage or deterioration at time of Substantial Completion.

C. Coordinate application of sprayed fire-resistive material with other construction to minimize need to cut or remove fire protection. As installation of other construction proceeds, inspect sprayed fire-resistive material and patch any damaged or removed areas.

D. Repair or replace work that has not successfully protected steel.

END OF SECTION