

**UNIVERSITY OF MAINE SYSTEM  
FY01 ANNUAL REPORT ON GIFTS**

Table of Contents

I. Summary	1
II. FY01 Gifts	
A. FY01 Cash Gifts Accepted by the Board of Trustees by Donor Type	2
B. Graphs of FY01 Gifts by University and by Donor Type	3
C. FY01 Cash Gifts Accepted by the Board of Trustees by Purpose	4
D. FY01 Cash Gifts Accepted by the Board of Trustees by Restriction Type	4
E. Graphs of FY01 Gifts by Purpose and by Restriction Type	5
F. FY01 Gifts Valued at \$50,000 and Over	6
G. FY01 New Gift Funds	7
III. 5 Year Gift History	
A. Total Gifts by University, FY97-FY01	7
B. Total Gifts by Donor Type and by Year, FY97-FY01	7
C. Cash Gifts Accepted by the Board of Trustees by University by Donor Type, FY97 - FY01	8

# UNIVERSITY OF MAINE SYSTEM FY01 ANNUAL REPORT ON GIFTS

## I. SUMMARY

UMS Board of Trustees policy on governance of gifts requires that all gifts to the University be reported to the Board for its approval. Approval of gifts by the Board involves their approval of the restrictions (fund descriptions) placed on the donation and also their acceptance of the gift, whether it is cash or tangible property (gift-in-kind).

The FY01 Annual Report on Gifts provides a summary of gifts accepted by the Board for the 2000/2001 gift recording period. These gifts were accepted and approved by the Board at their September 2000 through July 2001 meetings. Excluded from the reported figures are gifts to University affiliated organizations (e.g., University of Maine Foundation, UM General Alumni Association, University of Maine at Farmington Alumni Foundation). Included are gifts given directly to the University and gifts given to the University from affiliated organizations.

FY01 gifts of cash totaled \$12,779,663. This is the lowest total reported for the past five years. Gifts received include a \$1 million endowment from the State of Maine as a match to the Osher system-wide community college scholarships; \$150,000 from Joseph & Sandra Ferro for the purchase of the UMF President's House; and \$150,000 from the Libra Foundation for the University of Maine at Machias Lifelong Learning Childcare Center. Of the total gifts, 26 percent came from alumni and friends, 17 percent from corporations, 46 percent from foundations (including the UM Foundation), alumni associations and other non-profit organizations and 11 percent came from other sources.

**UNIVERSITY OF MAINE SYSTEM  
FY01 ANNUAL REPORT ON GIFTS**

**II. FY01 GIFTS**

**A. FY01 Cash Gifts Accepted by the Board of Trustees by Donor Type**

Gifts of cash totaling \$12,779,663 and various in-kind gifts were accepted by the University of Maine System Board of Trustees in FY01. The breakdown for cash gifts by university by donor type is as follows:

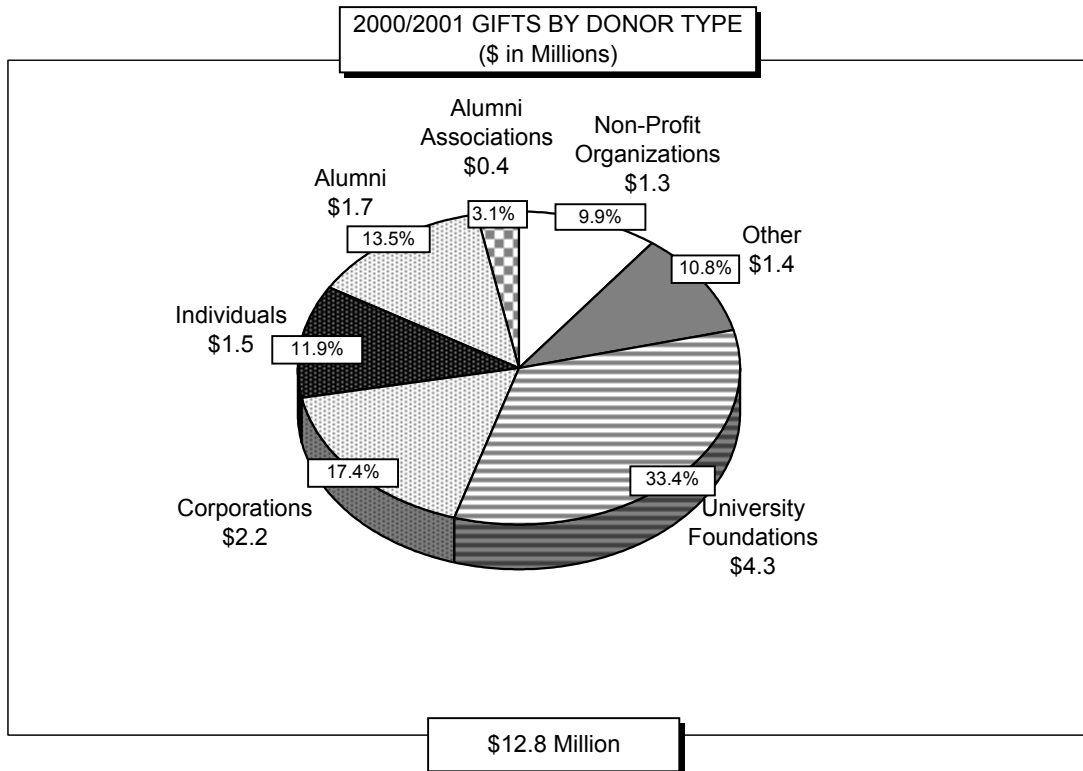
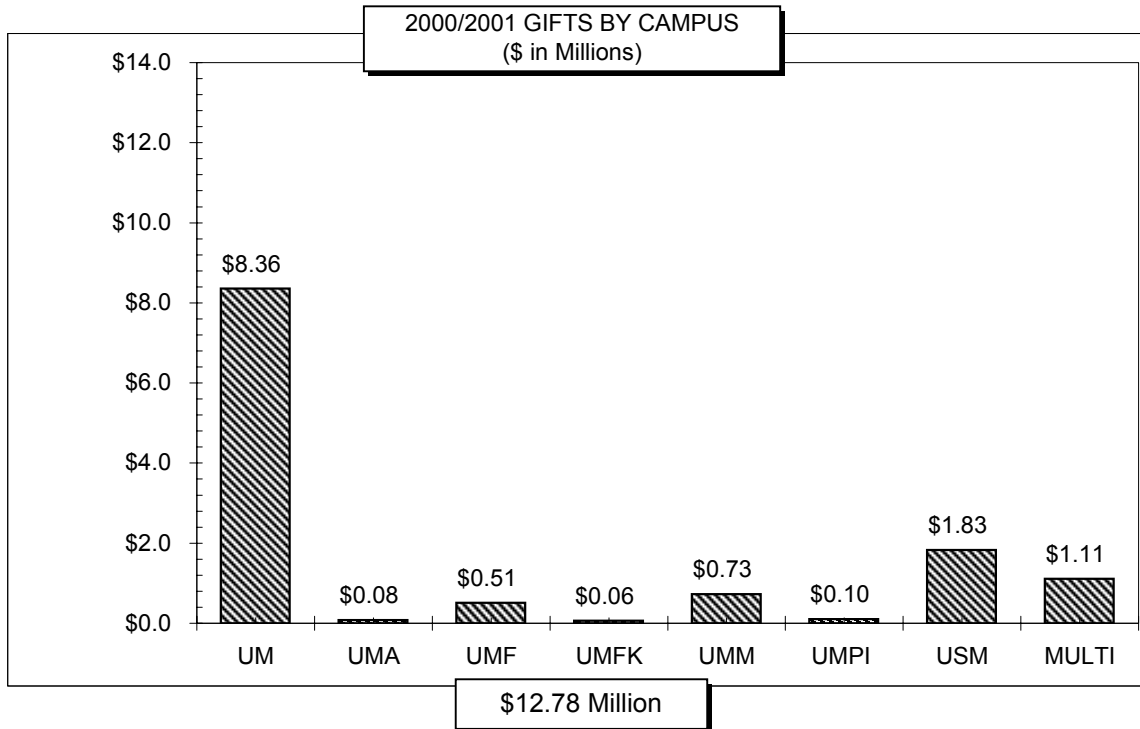
<b>Maine</b>		<b>Augusta</b>	
Alumni	\$710,697	Alumni	\$185
Individuals	452,831	Individuals	20,451
Corporations	1,739,849	Corporations	39,460
Alumni Association	378,472	Alumni Association	0
University Foundation	4,092,307	University Foundation	2,734
Non-Profit	718,167	Non-Profit	1,100
Other	268,957	Other	14,209
<b>Total</b>	<b>\$8,361,280</b>	<b>Total</b>	<b>\$78,139</b>
<b>Farmington</b>		<b>Fort Kent</b>	
Alumni	\$378,049	Alumni	\$6,519
Individuals	61,342	Individuals	30,060
Corporations	11,426	Corporations	1,600
Alumni Association	100	Alumni Association	0
University Foundation	50,168	University Foundation	18,639
Non-Profit	1,080	Non-Profit	0
Other	11,132	Other	500
<b>Total</b>	<b>\$513,297</b>	<b>Total</b>	<b>\$57,318</b>
<b>Machias</b>		<b>Presque Isle</b>	
Alumni	\$81,167	Alumni	\$4,843
Individuals	302,677	Individuals	0
Corporations	157,759	Corporations	0
Alumni Association	0	Alumni Association	0
University Foundation	701	University Foundation	86,450
Non-Profit	179,400	Non-Profit	0
Other	4,050	Other	13,570
<b>Total</b>	<b>\$725,754</b>	<b>Total</b>	<b>\$104,863</b>
<b>Southern Maine</b>		<b>Multi-Campus</b>	
Alumni	\$548,934	Alumni	\$0
Individuals	654,508	Individuals	3,313
Corporations	270,866	Corporations	1,500
Alumni Association	15,000	Alumni Association	0
University Foundation	15,020	University Foundation	18,298
Non-Profit	266,706	Non-Profit	83,279
Other	61,588	Other	1,000,000
<b>Total</b>	<b>\$1,832,622</b>	<b>Total</b>	<b>\$1,106,390</b>
<b>Totals</b>			
Alumni	\$1,730,394		
Individuals	1,525,182		
Corporations	2,222,460		
Alumni Association	393,572		
University Foundation	4,284,317		
Non-Profit	1,249,732		
Other	1,374,006		
<b>Total</b>	<b>\$12,779,663</b>		

All gifts received fulfill the policy requirements of the Board of Trustees and follow the intent of the donors. A detailed listing of all gifts is available from the Office of the Clerk of the Board.

The FY01 fiscal year includes gifts reported at Board of Trustees meetings from September 2000 through July 2001 (received and recorded on gift processing systems from July 1, 2000 through June 14, 2001) to approximate fiscal year accounting system records.

**UNIVERSITY OF MAINE SYSTEM  
FY01 ANNUAL REPORT ON GIFTS**

**B. Graphs of FY01 Gifts by University and by Donor Type**



**UNIVERSITY OF MAINE SYSTEM  
FY01 ANNUAL REPORT ON GIFTS**

**C. FY01 Cash Gifts Accepted by the Board of Trustees by Purpose**

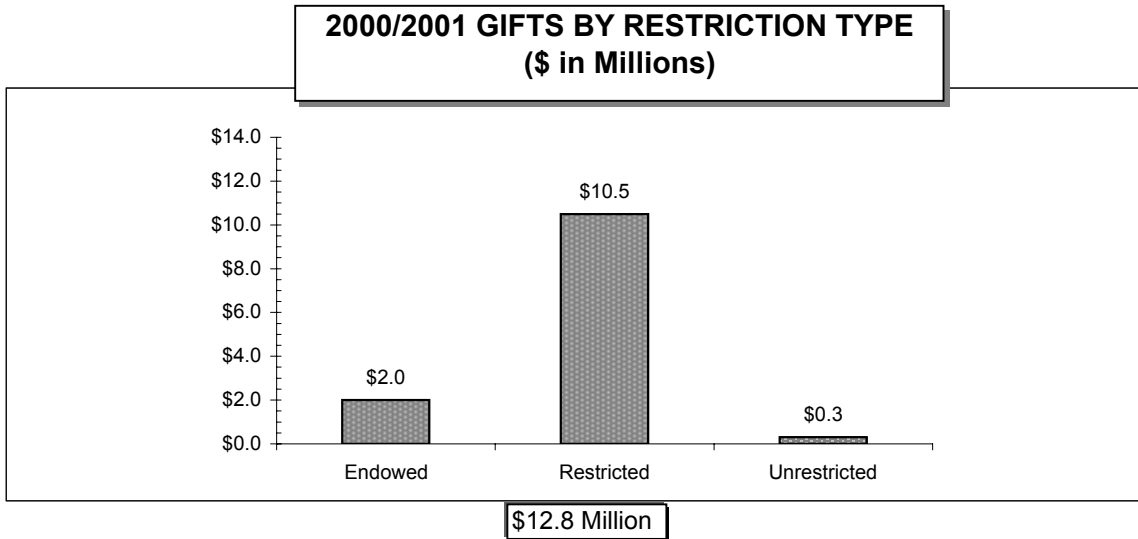
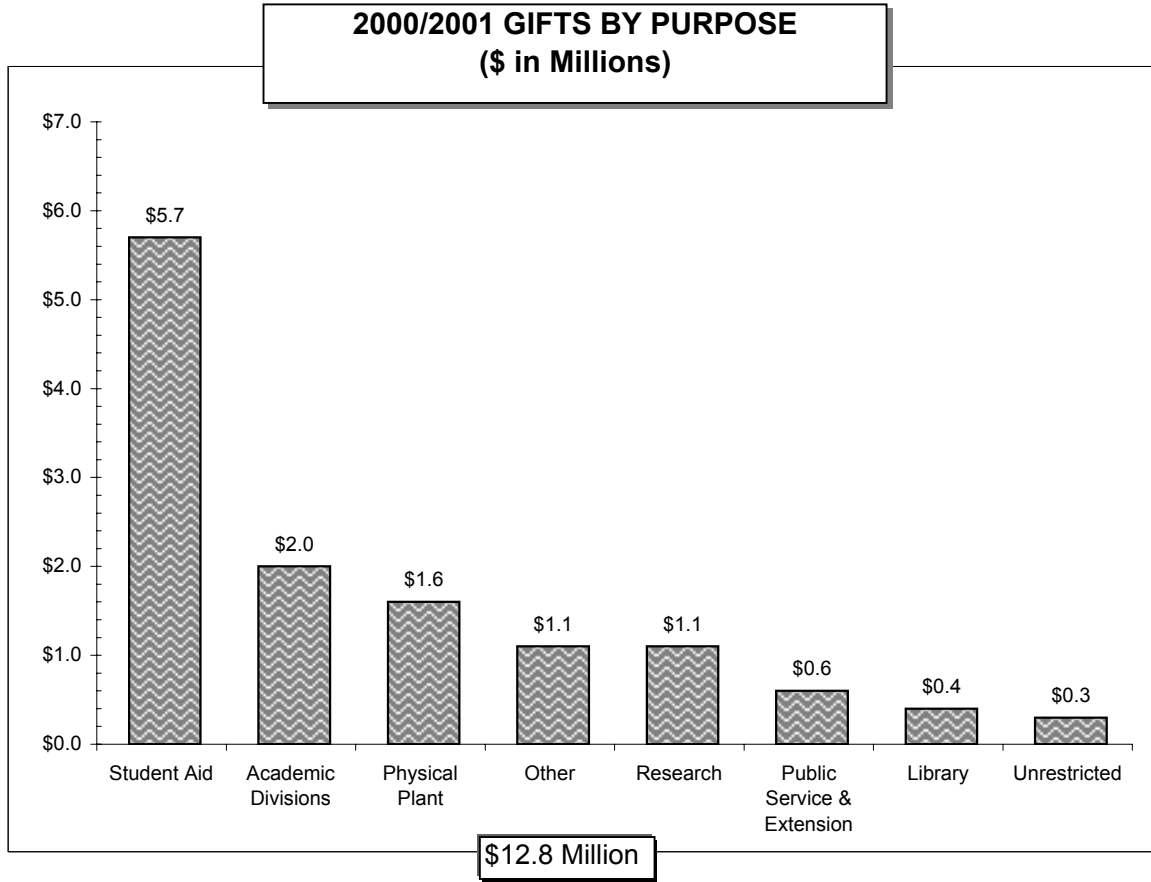
	<u>Maine</u>	<u>Augusta</u>	<u>Farmington</u>	<u>Fort Kent</u>	<u>Machias</u>	<u>Presque Isle</u>	<u>Southern Maine</u>	<u>Multi-Campus</u>	<u>Totals</u>
Unrestricted	\$ 131,604	\$ 215	\$ -	\$ 1,000	\$ 81,311	\$ -	\$ 118,437	\$ 14,987	\$ 347,554
Academic Divisions	1,106,074	2,734	194,660	-	75	-	213,857	1,842	1,519,242
Faculty/Staff Compensation	457,478	-	-	-	-	-	4,225	-	461,703
Research	1,090,096	-	-	-	-	-	-	-	1,090,096
Public Service & Extension	437,654	28,295	-	110	10,667	-	51,135	63,279	591,140
Library	73,293	11,450	15,992	20,650	100	18	244,798	-	366,301
Operations & Maintenance, Physical Plant	12,678	1,448	-	-	-	-	-	-	14,126
▶ Student Financial Aid	3,197,728	18,650	150,071	29,749	39,291	87,250	837,627	1,024,094	5,384,460
Loan Funds	253,348	-	-	-	-	-	900	-	254,248
Property Buildings & Equipment	1,065,836	-	1,382	-	553,000	-	2	-	1,620,220
Athletics	5,182	-	630	5,634	17,274	7,945	71,996	-	108,661
Other	530,309	15,347	150,562	175	24,036	9,650	289,645	2,188	1,021,912
<b>Totals</b>	<b>\$ 8,361,280</b>	<b>\$ 78,139</b>	<b>\$ 513,297</b>	<b>\$ 57,318</b>	<b>\$ 725,754</b>	<b>\$ 104,863</b>	<b>\$ 1,832,622</b>	<b>\$ 1,106,390</b>	<b>\$ 12,779,663</b>

**D. FY01 Cash Gifts Accepted by the Board of Trustees by Restriction Type**

	<u>Maine</u>	<u>Augusta</u>	<u>Farmington</u>	<u>Fort Kent</u>	<u>Machias</u>	<u>Presque Isle</u>	<u>Southern Maine</u>	<u>Multi-Campus</u>	<u>Totals</u>
Endowed	\$ 187,442	\$ 27,067	\$ 127,699	\$ 29,749	\$ 32,540	\$ -	\$ 573,854	\$ 1,000,000	\$ 1,978,351
Restricted	8,042,234	50,857	385,598	26,569	611,903	104,863	1,140,331	91,403	10,453,758
Unrestricted	131,604	215	-	1,000	81,311	-	118,437	14,987	347,554
<b>Totals</b>	<b>\$ 8,361,280</b>	<b>\$ 78,139</b>	<b>\$ 513,297</b>	<b>\$ 57,318</b>	<b>\$ 725,754</b>	<b>\$ 104,863</b>	<b>\$ 1,832,622</b>	<b>\$ 1,106,390</b>	<b>\$ 12,779,663</b>

**UNIVERSITY OF MAINE SYSTEM  
FY01 ANNUAL REPORT ON GIFTS**

**E. Graphs of FY01 Gifts by Purpose and by Restriction Type**



**UNIVERSITY OF MAINE SYSTEM  
FY01 ANNUAL REPORT ON GIFTS**

**F. FY01 Gifts Valued at \$50,000 and Over**

The University of Maine System Board of Trustees accepted several substantial FY01 gifts. Gifts of cash and in-kind gifts valued at \$50,000 and over are as follows:

**CASH GIFTS OF \$50,000 AND OVER**

<u>Campus</u>	<u>Donor</u>	<u>Purpose</u>	<u>Amount</u>
UM	Wade & Isabel Brackett Trust	Wade & Isabel Brackett Merit Scholarships	\$ 66,257
UM	Ormand J. Wade	Memorial Union Expansion & Renovation	50,000
UM	MBNA New England	Memorial Union Expansion & Renovation	400,000
UM	University of Maine Foundation	Ira C. Darling Fund	123,884
UM	University of Maine Foundation	Ira C. Darling Fund	123,884
UM	University of Maine Foundation	Charles E. Gilbert Loan Fund	105,577
UM	University of Maine Foundation	Charles E. Gilbert Loan Fund	105,577
UM	University of Maine Foundation	J. Larcom Ober Chair	96,872
UM	University of Maine Foundation	J. Larcom Ober Chair	96,872
UM	University of Maine Foundation	George V. Nauman Scholarship	55,238
UM	University of Maine Foundation	George V. Nauman Scholarship	55,238
UM	University of Maine Foundation	Honors Center Renovation	51,303
UM	University of Maine Foundation	Maine Center for the Arts Capital Initiative & Renovation Fund	52,791
UM	University of Maine Foundation	Garrett Schenk Fund	50,249
UM	University of Maine Foundation	Garrett Schenk Fund	50,249
UM	University of Maine Foundation	Edwin Wentworth Adams Scholarship	50,074
UM	University of Maine Foundation	Edwin Wentworth Adams Scholarship	50,074
UM	University of Maine Foundation	Unrestricted	51,749
UM	University of Maine Foundation	Merrill Hall Renovations	150,000
UM	University of Maine Foundation	Vaughn Beveridge Everett Fund	74,804
UM	UM Alumni Association	Honors Center Renovation	101,000
UM	Michael W. Kessock	Softball Field Gifts	50,000
UM	Madge H. Walker Trust Fund	Joel & Annie Walker Scholarship	71,628
UM	International Paper Company	Cooperative Forestry Research Unit	69,013
UM	Estate of Muriel A. Hutchinson	Muriel A. Hutchinson Award	75,000
UM	Mr. & Mrs. Stephen E. King	Alfond Arena	108,000
UMF	Joseph & Sandra Ferro	Presidents' House Purchase	150,000
UMM	Machias Savings Bank	Center for Lifelong Learning	100,000
UMM	ARAMARK Corporation	Center for Lifelong Learning Bookstore	50,000
UMM	Libra Foundation	Center for Lifelong Learning Childcare	150,000
UMM	Sidney Unobskey	General Funds Gifts	50,000
USM	Estate of Eunice M. Milliken	Philip I. Milliken Fund (E)	235,849
USM	Estate of M. Ruth Perry	M. Ruth Perry Endowed Scholarship (E)	190,000
USM	Davis Family Foundation	Muskie School Fund	100,000
Multi	State of Maine	Osher Scholarship II	1,000,000

(E) Endowed

**GIFTS IN-KIND WITH NON-UNIVERSITY APPRAISALS OF \$50,000 AND OVER**

<u>Campus</u>	<u>Donor</u>	<u>In-Kind Gift</u>
UM	General Electric Company	Cutters for the School of Engineering Technology
UM	Primavera Systems, Inc.	Software for the School of Engineering Technology

**G. FY01 New Gift Funds**

A total of 107 new accounts have been created as a result of new fund descriptions being approved by the Board of Trustees for gifts received during FY01. New endowments number 30 and new restricted accounts total 77.

**UNIVERSITY OF MAINE SYSTEM  
FY01 ANNUAL REPORT ON GIFTS**

**III. 5 YEAR GIFT HISTORY**

**A. Total Gifts by University, FY97 - FY01**

With the exception of a major increase in FY00, overall gift totals have remained fairly constant in the previous five years.

**TOTAL GIFTS BY UNIVERSITY  
FY97 - FY01**

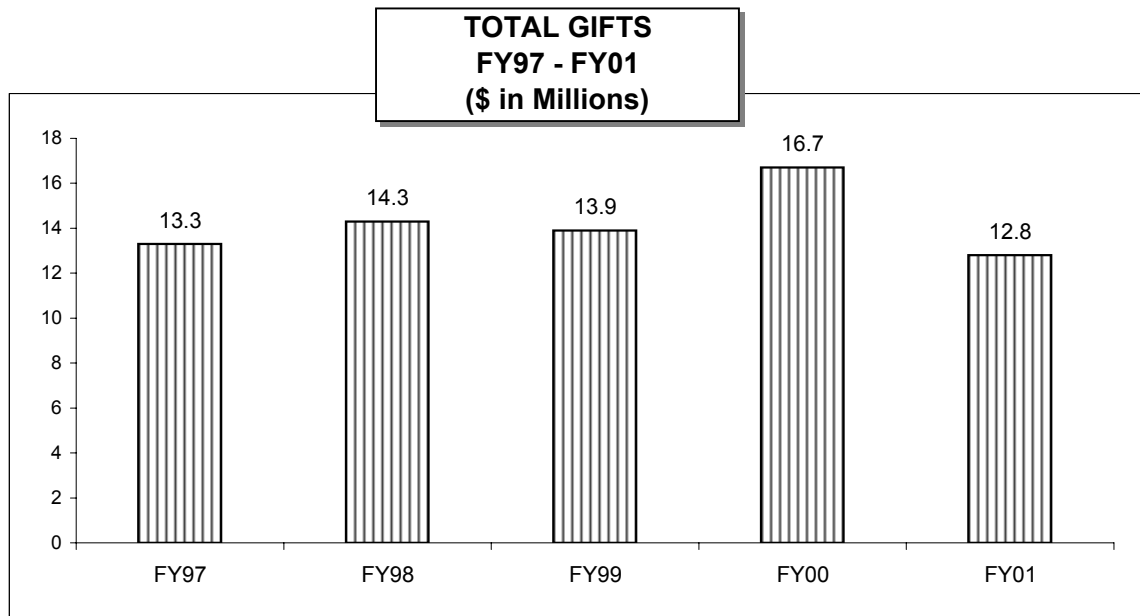
	FY97	FY98	FY99	FY00	FY01
Maine	\$10,462,321	\$10,303,848	\$10,635,089	\$11,852,366	\$8,361,280
Augusta	47,262	36,580	36,673	183,039	78,139
Farmington	672,886	777,882	406,025	692,267	513,297
Fort Kent	82,548	52,108	44,612	338,855	57,318
Machias	167,137	231,147	966,619	667,873	725,754
Presque Isle	99,925	79,750	110,168	127,327	104,863
Southern Maine	1,058,713	1,650,521	1,084,949	1,726,631	1,832,622
Multi-Campus	690,229	1,172,288	631,602	1,077,006	1,106,390
Total	<u>\$13,281,021</u>	<u>\$14,304,124</u>	<u>\$13,915,737</u>	<u>\$16,665,364</u>	<u>\$12,779,663</u>

**B. Total Gifts by Donor Type and by Year, FY97 - FY01**

The total amount of cash gifts decreased by approximately four percent from FY97 totals.

**TOTAL GIFTS BY DONOR TYPE  
FY97 - FY01**

	FY97	FY98	FY99	FY00	FY01
Alumni	\$3,537,808	\$2,714,222	\$3,395,047	\$1,982,760	\$1,730,394
Individuals	1,757,530	1,959,581	1,527,669	1,766,372	1,525,182
Corporations	1,877,926	2,228,450	2,275,231	2,470,530	2,222,460
Foundations	5,642,362	7,079,153	6,390,394	10,010,587	5,927,621
Other	465,395	322,718	327,396	435,115	1,374,006
Total	<u>\$13,281,021</u>	<u>\$14,304,124</u>	<u>\$13,915,737</u>	<u>\$16,665,364</u>	<u>\$12,779,663</u>



**UNIVERSITY OF MAINE SYSTEM  
FY01 ANNUAL REPORT ON GIFTS**

**C. Cash Gifts Accepted by the Board of Trustees by University by Donor Type, FY97 - FY01\***

	<u>FY97</u>	<u>FY98</u>	<u>FY99</u>	<u>FY00</u>	<u>FY01</u>
<b>UM</b>					
Alumni	\$ 2,818,691	\$ 2,069,458	\$ 2,880,462	\$ 900,286	\$ 710,697
Individuals	620,743	845,205	409,649	797,406	452,831
Corporations	1,460,477	1,699,752	1,731,495	1,947,213	1,739,849
Foundations	5,188,769	5,447,960	5,378,105	7,929,808	5,188,946
Other	373,641	241,473	235,378	277,653	268,957
Total	<u>\$ 10,462,321</u>	<u>\$ 10,303,848</u>	<u>\$ 10,635,089</u>	<u>\$ 11,852,366</u>	<u>\$ 8,361,280</u>
<b>UMA</b>					
Alumni	\$ 50	\$ -	\$ -	\$ 1,170	\$ 185
Individuals	5,738	3,760	3,085	83,853	20,451
Corporations	1,132	4,572	17,863	31,445	39,460
Foundations	22,090	10,700	545	47,688	3,834
Other	18,252	17,548	15,180	18,883	14,209
Total	<u>\$ 47,262</u>	<u>\$ 36,580</u>	<u>\$ 36,673</u>	<u>\$ 183,039</u>	<u>\$ 78,139</u>
<b>UMF</b>					
Alumni	\$ 240,713	\$ 359,657	\$ 169,256	\$ 352,535	\$ 378,049
Individuals	200,307	45,122	48,550	150,770	61,342
Corporations	90,151	96,814	24,360	16,145	11,426
Foundations	121,370	261,886	149,803	83,873	51,348
Other	20,345	14,403	14,056	88,944	11,132
Total	<u>\$ 672,886</u>	<u>\$ 777,882</u>	<u>\$ 406,025</u>	<u>\$ 692,267</u>	<u>\$ 513,297</u>
<b>UMFK</b>					
Alumni	\$ 47,153	\$ 2,170	\$ 1,503	\$ 293,609	\$ 6,519
Individuals	14,522	6,632	5,432	5,425	30,060
Corporations	870	800	3,450	1,350	1,600
Foundations	18,883	40,506	22,141	36,971	18,639
Other	1,120	2,000	12,086	1,500	500
Total	<u>\$ 82,548</u>	<u>\$ 52,108</u>	<u>\$ 44,612</u>	<u>\$ 338,855</u>	<u>\$ 57,318</u>
<b>UMM</b>					
Alumni	\$ 131,482	\$ 50,060	\$ 77,449	\$ 137,285	\$ 81,167
Individuals	5,045	91,493	217,535	260,422	302,677
Corporations	28,150	18,684	167,045	174,799	157,759
Foundations	500	69,762	501,190	95,367	180,101
Other	1,960	1,148	3,400	-	4,050
Total	<u>\$ 167,137</u>	<u>\$ 231,147</u>	<u>\$ 966,619</u>	<u>\$ 667,873</u>	<u>\$ 725,754</u>
<b>UMPI</b>					
Alumni	\$ 1,385	\$ 500	\$ 14,025	\$ -	\$ 4,843
Individuals	2,100	-	-	7,651	-
Corporations	3,150	1,000	-	1,000	-
Foundations	73,948	55,550	85,470	116,026	86,450
Other	19,342	22,700	10,673	2,650	13,570
Total	<u>\$ 99,925</u>	<u>\$ 79,750</u>	<u>\$ 110,168</u>	<u>\$ 127,327</u>	<u>\$ 104,863</u>
<b>USM</b>					
Alumni	\$ 298,334	\$ 232,377	\$ 252,352	\$ 297,875	\$ 548,934
Individuals	277,125	841,869	247,810	449,660	654,508
Corporations	273,496	384,328	329,018	285,828	270,866
Foundations	179,273	168,501	219,146	647,783	296,726
Other	30,485	23,446	36,623	45,485	61,588
Total	<u>\$ 1,058,713</u>	<u>\$ 1,650,521</u>	<u>\$ 1,084,949</u>	<u>\$ 1,726,631</u>	<u>\$ 1,832,622</u>
<b>MULTI-CAMPUS</b>					
Alumni	\$ -	\$ -	\$ -	\$ -	\$ -
Individuals	631,950	125,500	595,608	11,185	3,313
Corporations	20,500	22,500	2,000	12,750	1,500
Foundations	37,529	1,024,288	33,994	1,053,071	101,577
Other	250	-	-	-	1,000,000
Total	<u>\$ 690,229</u>	<u>\$ 1,172,288</u>	<u>\$ 631,602</u>	<u>\$ 1,077,006</u>	<u>\$ 1,106,390</u>
<b>TOTALS</b>					
Alumni	\$ 3,537,808	\$ 2,714,222	\$ 3,395,047	\$ 1,982,760	\$ 1,730,394
Individuals	1,757,530	1,959,581	1,527,669	1,766,372	1,525,182
Corporations	1,877,926	2,228,450	2,275,231	2,470,530	2,222,460
Foundations	5,642,362	7,079,153	6,390,394	10,010,587	5,927,621
Other	465,395	322,718	327,396	435,115	1,374,006
Total	<u>\$ 13,281,021</u>	<u>\$ 14,304,124</u>	<u>\$ 13,915,737</u>	<u>\$ 16,665,364</u>	<u>\$ 12,779,663</u>

\* Each fiscal year includes gifts reported to the Board of Trustees from September through July to more accurately reflect fiscal year accounting system records.