
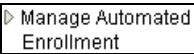
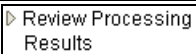


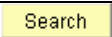








View Schedule Summary

1.	Click the Benefits link. 
2.	Click the Manage Automated Enrollment link. 
3.	Click the Review Processing Results link. 
4.	Click the Schedule Summary link. 
5.	Click the Look up Schedule ID (Alt+5) button. 
6.	Click an entry in the Schedule ID column.
7.	Click the Search button. 
8.	<p>If a value is displayed in the Assn Error field, the participant event is assigned to multiple benefit programs, which is an error condition, and processing will stop.</p> <p>Go to On-Demand Event Maintenance and trigger the error message by clicking an available processing button, review message and verify data used for benefits.</p> 
9.	<p>If a value is displayed in the Assn None field, the participant event is not eligible for any programs. Participant events with this value can continue to finalization, but they will be unable to elect benefit options, and any current benefits they carry will be terminated.</p> 
10.	<p>If a value is displayed in the Assigned field, the participant event is eligible for one program. If you see this process status after processing is over, it means that the events it is associated with are closed or have been freshly opened after events for the same participant ahead of them have been processed and closed.</p> <p>Go to On-Demand Event Maintenance to finalize any and all other events (HIR, FSC, MSC, etc.) as necessary until the OE shows as Prepared and Open.</p> 
11.	<p>If a value is displayed in the Prep Error field, the participant's event was eligible for a program but an error occurred in the determination of eligibility for options. Processing will stop for this participant event until this error is corrected.</p> <p>Go to On-Demand Event Maintenance and trigger the error message by clicking an available processing button, review message and verify data used for benefits.</p> 
12.	<p>If a value is displayed in the Prepared field, the participant is eligible to make changes in elections or has current elections that need to be terminated for this event.</p> 



13.	<p>If a value is displayed in the Notified field, the last action for this participant's event was the generation of an enrollment statement or the employee has accessed Employee Self-Service Benefits Enrollment and has not submitted changes.</p> <p>During Open Enrollment, participants in this status with only a few days left in the OE period should be notified that the changes they may have made in Employee Self-Service Benefits Enrollment will not be valid until they submit their choices.</p> <table border="1" data-bbox="321 478 646 520"> <tr> <td>Notified:</td> <td>0</td> <td>0.00%</td> </tr> </table>	Notified:	0	0.00%
Notified:	0	0.00%		
14.	<p>If a value is displayed in the Re-Enter field, the participant's elections for this event have been rolled back from the Base Benefit tables and positioned for corrections and then revalidation.</p> <table border="1" data-bbox="321 598 646 640"> <tr> <td>Re-Enter:</td> <td>0</td> <td>0.00%</td> </tr> </table>	Re-Enter:	0	0.00%
Re-Enter:	0	0.00%		
15.	<p>If a value is displayed in the Entered field, elections have been posted, but not validated, for the participant's event.</p> <p>Go to On-Demand Event Maintenance and finalize the event or the mass finalization process will finalize.</p> <table border="1" data-bbox="321 814 646 856"> <tr> <td>Entered:</td> <td>0</td> <td>0.00%</td> </tr> </table>	Entered:	0	0.00%
Entered:	0	0.00%		
16.	<p>If a value is displayed in the Elect Err field, the event has been placed into an error status because at least one plan type contains an election error. The entire event will remain in this status until the cause of the error is eliminated, or the event is forced finalized.</p> <p>The most common cause of an election error is missing dependents/beneficiaries, or proof (evidence of insurability) is required, but has not been submitted.</p> <table border="1" data-bbox="321 1073 646 1115"> <tr> <td>Elect Err:</td> <td>0</td> <td>0.00%</td> </tr> </table>	Elect Err:	0	0.00%
Elect Err:	0	0.00%		
17.	<p>If a value is displayed in the Enrolled field, the event is done. Postings have been made to Benefit Program Participation and Base Benefits enrollment panels.</p> <table border="1" data-bbox="321 1192 646 1234"> <tr> <td>Enrolled:</td> <td>0</td> <td>0.00%</td> </tr> </table>	Enrolled:	0	0.00%
Enrolled:	0	0.00%		
18.	<p>If a value is displayed in the Pgm None field, the employee is no longer eligible for any benefit program. The system detected no current enrollments, and terminated them.</p> <table border="1" data-bbox="321 1312 646 1354"> <tr> <td>Pgm None:</td> <td>1,316</td> <td>63.61%</td> </tr> </table>	Pgm None:	1,316	63.61%
Pgm None:	1,316	63.61%		
19.	<p>If a value is displayed in the Prep None field, the participant is eligible for a program, but not eligible to make any election changes with this event. No additional processing will occur for this participant event.</p> <table border="1" data-bbox="321 1467 646 1509"> <tr> <td>Prep None:</td> <td>250</td> <td>12.08%</td> </tr> </table>	Prep None:	250	12.08%
Prep None:	250	12.08%		
20.	<p>The Event Status Totals group box identifies the status of a participant event.</p> <p>Voided events are not considered for any further processing.</p>			

21.	<p>Only one event can be open for any one participant/benefit record number combination at a time. However, the totals in the Process Indicator Totals region represent the sum of all events, open or closed.</p> <p>A value in the Normal field indicates participant events that are in standard (normal) status. You have no pending requests for reprocessing.</p> <p>A value in the Assign field indicates the participant events that you have requested the system to reprocess back to the point of program assignment.</p> <p>A value in the Prepare field indicates the participant events that you have requested the system to reprocess back to the point of option preparation.</p> <p>A value in the Re-Enter field indicates the participant events that you have requested the system to reprocess back to the point of election entry. Elections for the participant will be rolled back from the Base Benefit enrollment tables.</p> <p>A value in the Elect field indicates the participant events that you have requested the system to reprocess back to the point of election validation and loading. Elections will be rolled back from the Base Benefit enrollment tables. The participant's elections for the event will be revalidated and loaded to the Base Benefit enrollment tables, pending the results of the validation.</p> <p>A value in the Void field indicates that you want to block this event from further processing. Elections for the event will be rolled back from the Base Benefit enrollment tables.</p>
22.	<p>The Finalize Totals region displays the number of participant events that are currently marked to be finalized or to have defaults applied to them, but which have not yet been run through the Benefits Administration process.</p> <p>The Finalize field displays the number of participant events that are currently marked to be finalized or to have defaults applied to them, but which have not yet been run through the Benefits Administration process.</p> 
23.	<p>The Elig Changed Totals region displays counts of participant events that may need to be reprocessed.</p> <p>The system flags these events when the HR data used for processing event eligibility is changed, a new row affecting eligibility is inserted, or the row used for eligibility is deleted</p>
24.	<p>The Out of Sequence Totals region displays events that have been flagged as out of sequence. The Seq field displays the sequence number in question.</p> <p>The Disconnected Event Totals region indicates the number of disconnected events detected by the system during processing for the selected schedule. The Disc field displays the number of disconnected events.</p>
25.	<p>End of Procedure.</p>